



Toowoomba QLD Professional
Race 8: NEULANDS 0 - 58 Handicap - 1850m
12 November 2022 - 21:02



Track Rating: Good 3, Weather: Fine, Rail Position: +3m Entire Course

Section		Overall	1600m	1400m	1200m	1000m	800m	600m	Last 600m					
Field Times		1:55.94 (0:17.91)	1:38.03 (0:11.34)	1:26.69 (0:11.96)	1:14.73 (0:12.68)	1:02.05 (0:13.12)	0:48.93 (0:12.38)	0:36.55 (0:12.27)	0:36.55					
Rank	TAB	Horse/Jockey	Barrier	Top Speed [km/h]	Fastest Section								Distance Travelled [m]	
1	3	FLYING JOY Nathan Evans	5	64.8 1600m	0:11.28 1600m	1:55.94 [1] (0:18.46)	1:37.48 [4] (0:11.28)	1:26.20 [4] (0:11.85)	1:14.35 [4] (0:12.65)	1:01.70 [4] (0:13.24)	0:48.46 [4] (0:12.24)	0:36.22 [3] (0:12.08)	0:36.22	
2	5	BUDDY'S TALE Minonette Kennedy	4	64.9 1600m	0:11.34 1600m	1:56.40 [2] (0:17.91)	1:38.49 [2] (0:11.34)	1:27.15 [1] (0:11.96)	1:15.19 [2] (0:12.68)	1:02.51 [1] (0:13.12)	0:49.39 [1] (0:12.38)	0:37.01 [1] (0:12.27)	0:37.01	-8
3	1	INSTANT KARMA Jake Molloy	8	65.2 Overall	0:11.39 1600m	1:56.50 [3] (0:17.94)	1:38.56 [1] (0:11.39)	1:27.17 [2] (0:11.95)	1:15.22 [1] (0:12.88)	1:02.34 [2] (0:13.26)	0:49.08 [2] (0:12.28)	0:36.80 [2] (0:12.15)	0:36.80	-10
4	7	GRATSIE Matthew Powell	6	64.8 1600m	0:11.27 1600m	1:56.60 [4] (0:18.17)	1:38.43 [3] (0:11.27)	1:27.16 [3] (0:11.92)	1:15.24 [3] (0:12.83)	1:02.41 [3] (0:13.23)	0:49.18 [3] (0:12.35)	0:36.83 [4] (0:12.24)	0:36.83	-8
5	4	MIKKELI Georgina Cartwright	7	64.9 1400m	0:11.40 1600m	1:56.90 [5] (0:18.80)	1:38.10 [7] (0:11.40)	1:26.70 [7] (0:11.80)	1:14.90 [6] (0:12.67)	1:02.23 [7] (0:13.21)	0:49.02 [7] (0:12.40)	0:36.62 [7] (0:12.36)	0:36.62	-4
6	6	SUBTLY SPRING Kenji Yoshida	3	63.9 1600m	0:11.41 1600m	1:56.90 [6] (0:18.76)	1:38.14 [6] (0:11.41)	1:26.73 [6] (0:11.95)	1:14.78 [7] (0:12.46)	1:02.32 [5] (0:13.06)	0:49.26 [6] (0:12.29)	0:36.97 [6] (0:12.30)	0:36.97	-7
7	2	SANDGATE ROAD Nozi Tomizawa	1	64.8 1600m	0:11.38 1600m	1:57.44 [7] (0:18.50)	1:38.94 [5] (0:11.38)	1:27.56 [5] (0:12.00)	1:15.56 [5] (0:12.74)	1:02.82 [6] (0:12.98)	0:49.84 [5] (0:12.25)	0:37.59 [5] (0:12.30)	0:37.59	+0
8	9	TRIPPER Cecily Eaton	9	64.2 1600m	0:11.61 1600m	1:58.14 [8] (0:19.17)	1:38.97 [8] (0:11.61)	1:27.36 [8] (0:11.81)	1:15.55 [8] (0:12.47)	1:03.08 [9] (0:13.07)	0:50.01 [8] (0:12.40)	0:37.61 [8] (0:12.48)	0:37.61	-11
9	8	SUNSOUTGUNSOUT Tessa Townsend	2	64.2 1600m	0:11.60 1600m	2:00.12 [9] (0:19.34)	1:40.78 [9] (0:11.60)	1:29.18 [9] (0:11.79)	1:17.39 [9] (0:12.28)	1:05.11 [8] (0:13.15)	0:51.96 [9] (0:12.74)	0:39.22 [9] (0:12.88)	0:39.22	+3

[] Ranking at each section and finish
 -:-:- No data available at this section
 NA No data available

SCN Saddle cloth number
 DNF Did not finish
 DNT Did not track

Track Rating: Good 3, Weather: Fine, Rail Position: +3m Entire Course

Section				400m	200m			Last 600m
Field Times				0:24.28 (0:12.05)	0:12.23 (0:12.23)			0:36.55
Rank	TAB	Horse/Jockey	Barrier	Top Speed [km/h]	Fastest Section			Distance Travelled [m]
1	3	FLYING JOY Nathan Evans	5	64.8 1600m	0:11.28 1600m	0:24.14 [1] (0:11.91)	0:12.23 [1] (0:12.23)	0:36.22
2	5	BUDDY'S TALE Minonette Kennedy	4	64.9 1600m	0:11.34 1600m	0:24.74 [2] (0:12.28)	0:12.46 [2] (0:12.46)	0:37.01 -8
3	1	INSTANT KARMA Jake Molloy	8	65.2 Overall	0:11.39 1600m	0:24.65 [3] (0:12.33)	0:12.32 [3] (0:12.32)	0:36.80 -10
4	7	GRATSIE Matthew Powell	6	64.8 1600m	0:11.27 1600m	0:24.59 [4] (0:12.17)	0:12.42 [4] (0:12.42)	0:36.83 -8
5	4	MIKKELI Georgina Cartwright	7	64.9 1400m	0:11.40 1600m	0:24.26 [7] (0:12.25)	0:12.01 [7] (0:12.01)	0:36.62 -4
6	6	SUBTLY SPRING Kenji Yoshida	3	63.9 1600m	0:11.41 1600m	0:24.67 [6] (0:12.29)	0:12.38 [5] (0:12.38)	0:36.97 -7
7	2	SANDGATE ROAD Nozi Tomizawa	1	64.8 1600m	0:11.38 1600m	0:25.29 [5] (0:12.64)	0:12.65 [6] (0:12.65)	0:37.59 +0
8	9	TRIPPER Cecily Eaton	9	64.2 1600m	0:11.61 1600m	0:25.13 [8] (0:12.42)	0:12.71 [8] (0:12.71)	0:37.61 -11
9	8	SUNSOUTGUNSOUT Tessa Townsend	2	64.2 1600m	0:11.60 1600m	0:26.34 [9] (0:13.07)	0:13.27 [9] (0:13.27)	0:39.22 +3



Horse/Jockey Name	Flying Joy
Final Rank	1
Fastest Section Time (Section)	0:11.28 (1600m)
Top Speed [km/h] (Section)	64.8 (1600m)
Race State	Finished



Toowoomba QLD Professional

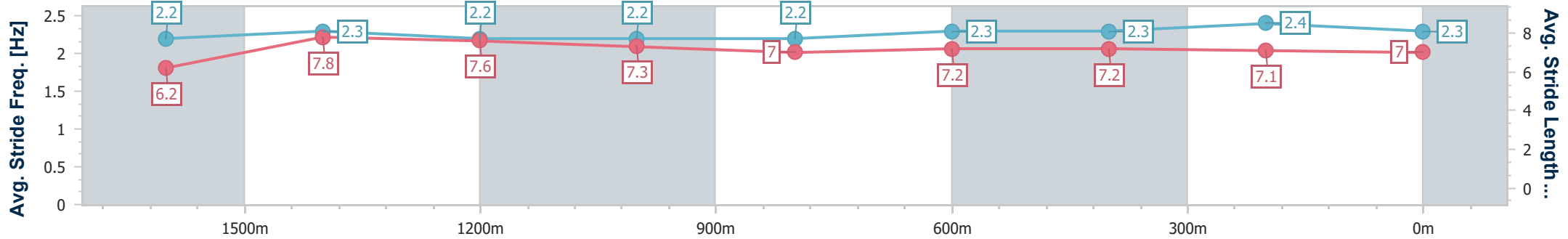
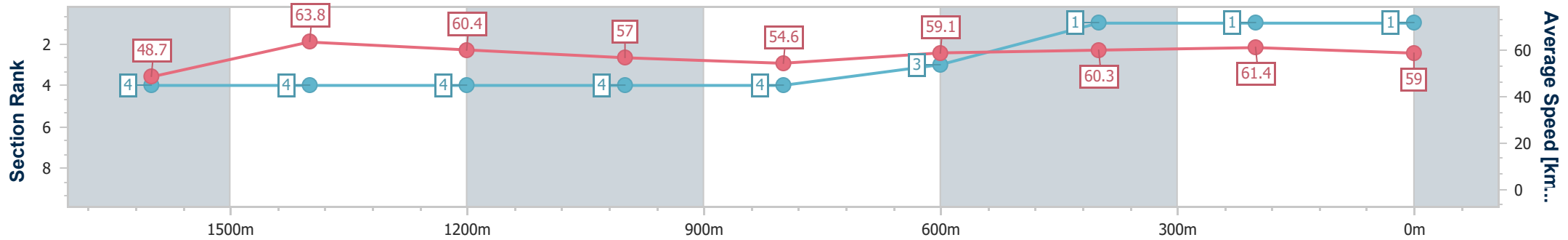
Race 8: NEULANDS 0 - 58 Handicap - 1850m

12 November 2022 - 21:02

Track Rating: Good 3, Weather: Fine, Rail Position: +3m Entire Course



Section	Overall	1600m	1400m	1200m	1000m	800m	600m	400m	200m
Section Times	1:55.94 [1] (0:18.46)	1:37.48 [4] (0:11.28)	1:26.20 [4] (0:11.85)	1:14.35 [4] (0:12.65)	1:01.70 [4] (0:13.24)	0:48.46 [4] (0:12.24)	0:36.22 [3] (0:12.08)	0:24.14 [1] (0:11.91)	0:12.23 [1] (0:12.23)
Average Speed [km/h]	48.7	63.8	60.4	57.0	54.6	59.1	60.3	61.4	59.0
Top Speed [km/h]	63.5	64.8	63.0	58.9	58.1	60.7	62.4	63.6	59.9
Avg. Dist. to Rail [m]	3.3	0.6	0.9	0.9	0.9	1.3	2.5	4.4	1.3
Avg. Stride Freq. [Hz]	2.2	2.3	2.2	2.2	2.2	2.3	2.3	2.4	2.3
Avg. Stride Length [m]	6.2	7.8	7.6	7.3	7.0	7.2	7.2	7.1	7.0



- [] Ranking at each section and finish
- .-.- No data available at this section
- NA No data available



Horse/Jockey Name	Buddy's Tale
Final Rank	2
Fastest Section Time (Section)	0:11.34 (1600m)
Top Speed [km/h] (Section)	64.9 (1600m)
Race State	Finished



Toowoomba QLD Professional

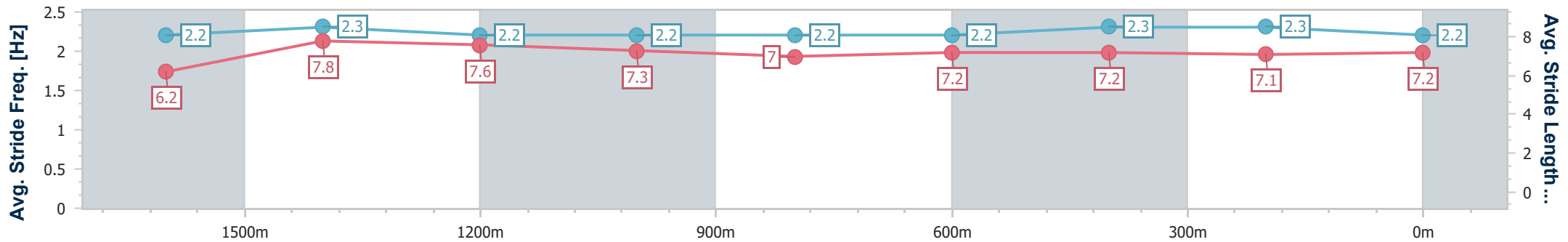
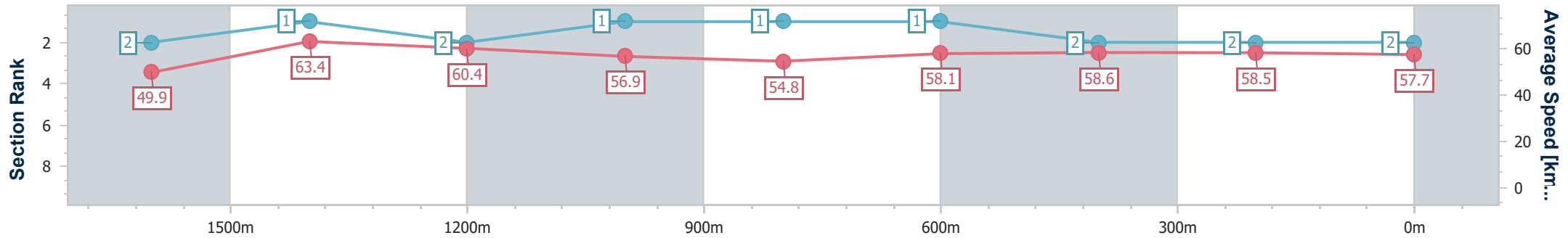
Race 8: NEWLANDS 0 - 58 Handicap - 1850m

12 November 2022 - 21:02

Track Rating: Good 3, Weather: Fine, Rail Position: +3m Entire Course



Section	Overall	1600m	1400m	1200m	1000m	800m	600m	400m	200m
Section Times	1:56.40 [2] (0:17.91)	1:38.49 [2] (0:11.34)	1:27.15 [1] (0:11.96)	1:15.19 [2] (0:12.68)	1:02.51 [1] (0:13.12)	0:49.39 [1] (0:12.38)	0:37.01 [1] (0:12.27)	0:24.74 [2] (0:12.28)	0:12.46 [2] (0:12.46)
Average Speed [km/h]	49.9	63.4	60.4	56.9	54.8	58.1	58.6	58.5	57.7
Top Speed [km/h]	64.9	64.9	63.5	59.3	56.7	59.4	60.0	60.1	58.5
Avg. Dist. to Rail [m]	3.8	0.8	1.0	1.7	0.5	0.4	0.3	0.5	1.0
Avg. Stride Freq. [Hz]	2.2	2.3	2.2	2.2	2.2	2.2	2.3	2.3	2.2
Avg. Stride Length [m]	6.2	7.8	7.6	7.3	7.0	7.2	7.2	7.1	7.2



- [] Ranking at each section and finish
- .-.- No data available at this section
- NA No data available



Horse/Jockey Name	Instant Karma
Final Rank	3
Fastest Section Time (Section)	0:11.39 (1600m)
Top Speed [km/h] (Section)	65.2 (Overall)
Race State	Finished



Toowoomba QLD Professional

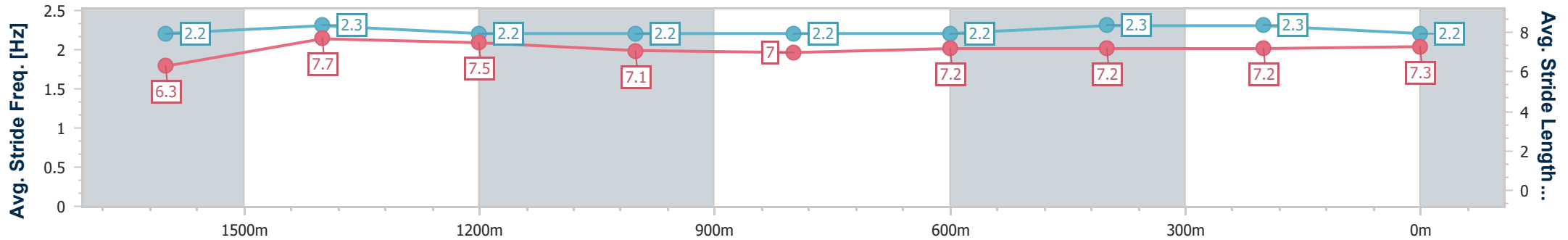
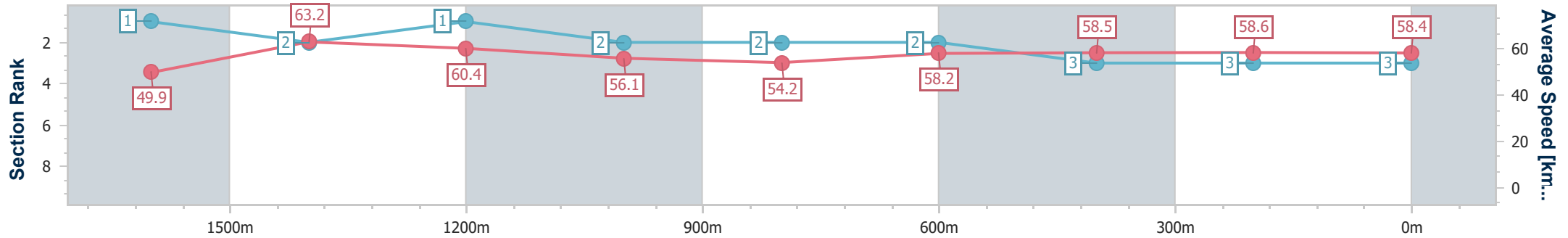
Race 8: NEULANDS 0 - 58 Handicap - 1850m

12 November 2022 - 21:02

Track Rating: Good 3, Weather: Fine, Rail Position: +3m Entire Course



Section	Overall	1600m	1400m	1200m	1000m	800m	600m	400m	200m
Section Times	1:56.50 [3] (0:17.94)	1:38.56 [1] (0:11.39)	1:27.17 [2] (0:11.95)	1:15.22 [1] (0:12.88)	1:02.34 [2] (0:13.26)	0:49.08 [2] (0:12.28)	0:36.80 [2] (0:12.15)	0:24.65 [3] (0:12.33)	0:12.32 [3] (0:12.32)
Average Speed [km/h]	49.9	63.2	60.4	56.1	54.2	58.2	58.5	58.6	58.4
Top Speed [km/h]	65.2	63.9	62.8	59.0	56.6	59.7	59.6	61.1	59.9
Avg. Dist. to Rail [m]	4.0	0.4	1.0	3.5	1.3	2.4	2.4	1.9	4.3
Avg. Stride Freq. [Hz]	2.2	2.3	2.2	2.2	2.2	2.2	2.3	2.3	2.2
Avg. Stride Length [m]	6.3	7.7	7.5	7.1	7.0	7.2	7.2	7.2	7.3



- [] Ranking at each section and finish
- .-.- No data available at this section
- NA No data available



Horse/Jockey Name	Gratsie
Final Rank	4
Fastest Section Time (Section)	0:11.27 (1600m)
Top Speed [km/h] (Section)	64.8 (1600m)
Race State	Finished



Toowoomba QLD Professional

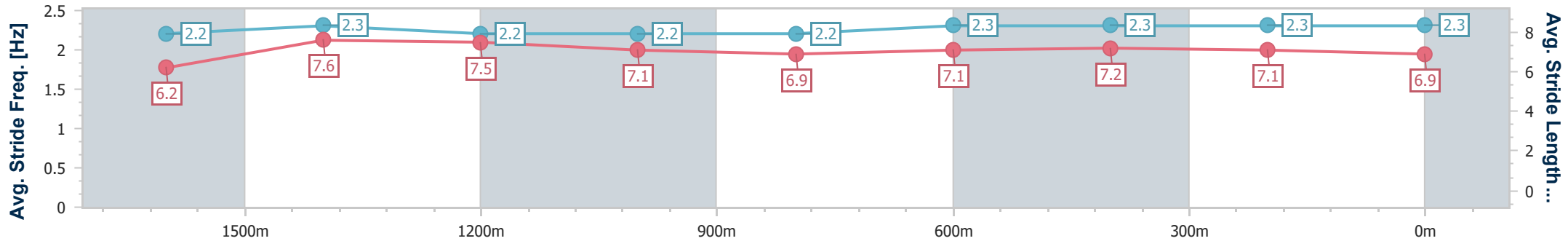
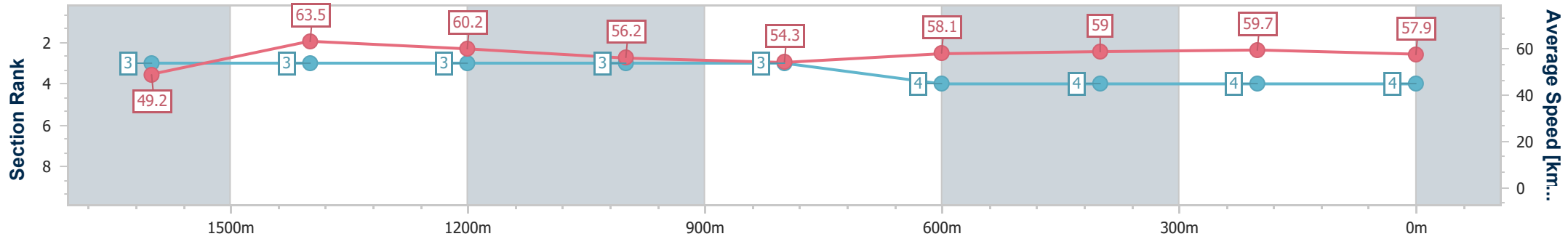
Race 8: NEULANDS 0 - 58 Handicap - 1850m

12 November 2022 - 21:02

Track Rating: Good 3, Weather: Fine, Rail Position: +3m Entire Course



Section	Overall	1600m	1400m	1200m	1000m	800m	600m	400m	200m
Section Times	1:56.60 [4] (0:18.17)	1:38.43 [3] (0:11.27)	1:27.16 [3] (0:11.92)	1:15.24 [3] (0:12.83)	1:02.41 [3] (0:13.23)	0:49.18 [3] (0:12.35)	0:36.83 [4] (0:12.24)	0:24.59 [4] (0:12.17)	0:12.42 [4] (0:12.42)
Average Speed [km/h]	49.2	63.5	60.2	56.2	54.3	58.1	59.0	59.7	57.9
Top Speed [km/h]	63.5	64.8	63.6	58.8	57.7	59.3	60.2	60.7	58.8
Avg. Dist. to Rail [m]	4.3	2.2	1.0	1.0	0.4	0.7	0.5	2.7	3.9
Avg. Stride Freq. [Hz]	2.2	2.3	2.2	2.2	2.2	2.3	2.3	2.3	2.3
Avg. Stride Length [m]	6.2	7.6	7.5	7.1	6.9	7.1	7.2	7.1	6.9



- [] Ranking at each section and finish
- .-.- No data available at this section
- NA No data available



Horse/Jockey Name	Mikkeli
Final Rank	5
Fastest Section Time (Section)	0:11.40 (1600m)
Top Speed [km/h] (Section)	64.9 (1400m)
Race State	Finished



Toowoomba QLD Professional

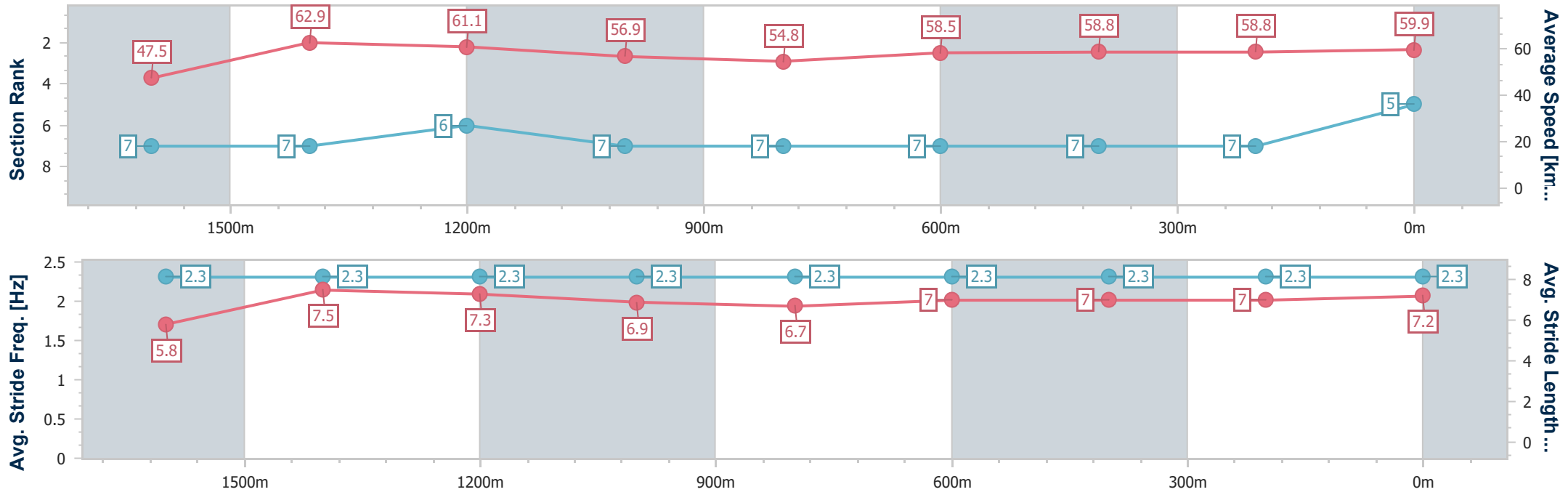
Race 8: NEULANDS 0 - 58 Handicap - 1850m

12 November 2022 - 21:02

Track Rating: Good 3, Weather: Fine, Rail Position: +3m Entire Course



Section	Overall	1600m	1400m	1200m	1000m	800m	600m	400m	200m
Section Times	1:56.90 [5] (0:18.80)	1:38.10 [7] (0:11.40)	1:26.70 [7] (0:11.80)	1:14.90 [6] (0:12.67)	1:02.23 [7] (0:13.21)	0:49.02 [7] (0:12.40)	0:36.62 [7] (0:12.36)	0:24.26 [7] (0:12.25)	0:12.01 [7] (0:12.01)
Average Speed [km/h]	47.5	62.9	61.1	56.9	54.8	58.5	58.8	58.8	59.9
Top Speed [km/h]	63.8	64.5	64.9	59.2	58.7	60.3	60.6	59.5	61.5
Avg. Dist. to Rail [m]	3.9	1.3	0.9	3.3	2.0	2.2	1.6	0.4	2.4
Avg. Stride Freq. [Hz]	2.3	2.3	2.3	2.3	2.3	2.3	2.3	2.3	2.3
Avg. Stride Length [m]	5.8	7.5	7.3	6.9	6.7	7.0	7.0	7.0	7.2



- [] Ranking at each section and finish
- .-.- No data available at this section
- NA No data available



Horse/Jockey Name	Subtly Spring
Final Rank	6
Fastest Section Time (Section)	0:11.41 (1600m)
Top Speed [km/h] (Section)	63.9 (1600m)
Race State	Finished



Toowoomba QLD Professional

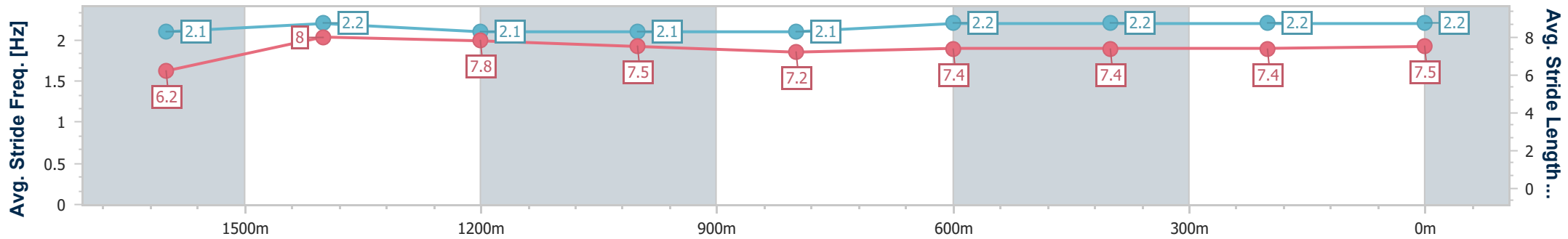
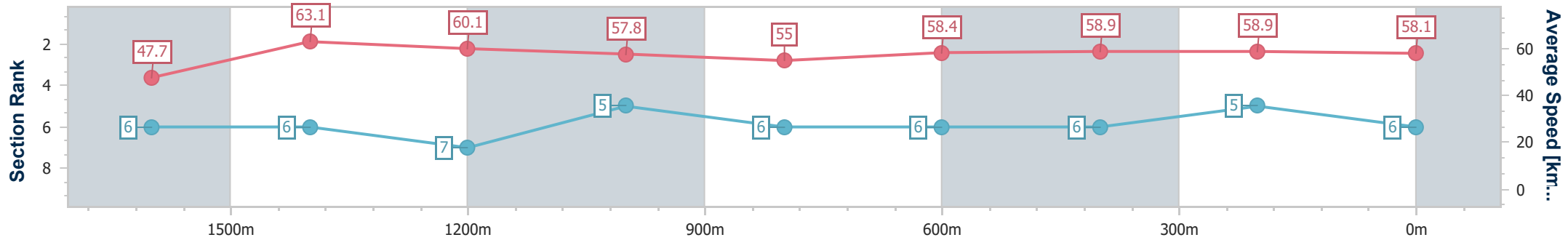
Race 8: NEULANDS 0 - 58 Handicap - 1850m

12 November 2022 - 21:02

Track Rating: Good 3, Weather: Fine, Rail Position: +3m Entire Course



Section	Overall	1600m	1400m	1200m	1000m	800m	600m	400m	200m
Section Times	1:56.90 [6] (0:18.76)	1:38.14 [6] (0:11.41)	1:26.73 [6] (0:11.95)	1:14.78 [7] (0:12.46)	1:02.32 [5] (0:13.06)	0:49.26 [6] (0:12.29)	0:36.97 [6] (0:12.30)	0:24.67 [6] (0:12.29)	0:12.38 [5] (0:12.38)
Average Speed [km/h]	47.7	63.1	60.1	57.8	55.0	58.4	58.9	58.9	58.1
Top Speed [km/h]	62.4	63.9	63.6	58.6	56.8	59.3	59.7	60.0	58.9
Avg. Dist. to Rail [m]	2.9	0.3	0.3	0.2	0.6	0.7	0.9	3.0	4.6
Avg. Stride Freq. [Hz]	2.1	2.2	2.1	2.1	2.1	2.2	2.2	2.2	2.2
Avg. Stride Length [m]	6.2	8.0	7.8	7.5	7.2	7.4	7.4	7.4	7.5



- [] Ranking at each section and finish
- .-.- No data available at this section
- NA No data available



Horse/Jockey Name	Sandgate Road
Final Rank	7
Fastest Section Time (Section)	0:11.38 (1600m)
Top Speed [km/h] (Section)	64.8 (1600m)
Race State	Finished



Toowoomba QLD Professional

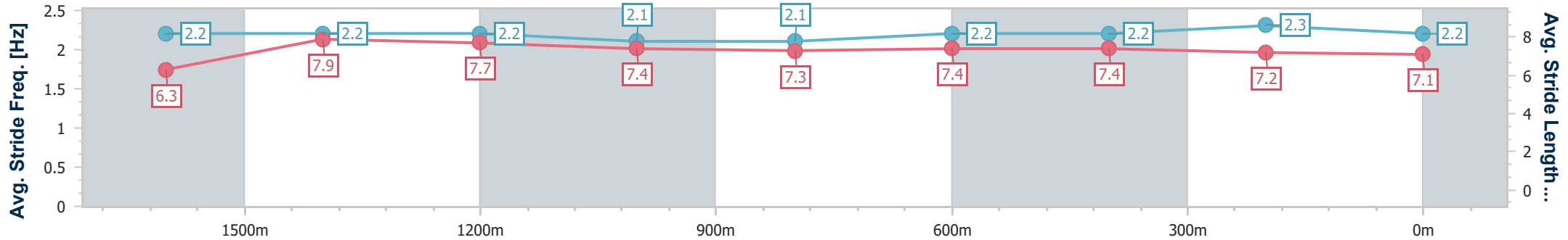
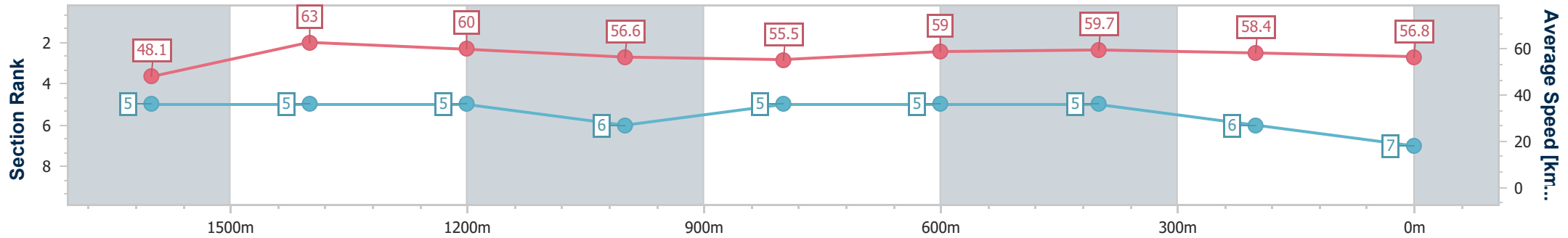
Race 8: NEULANDS 0 - 58 Handicap - 1850m

12 November 2022 - 21:02

Track Rating: Good 3, Weather: Fine, Rail Position: +3m Entire Course



Section	Overall	1600m	1400m	1200m	1000m	800m	600m	400m	200m
Section Times	1:57.44 [7] (0:18.50)	1:38.94 [5] (0:11.38)	1:27.56 [5] (0:12.00)	1:15.56 [5] (0:12.74)	1:02.82 [6] (0:12.98)	0:49.84 [5] (0:12.25)	0:37.59 [5] (0:12.30)	0:25.29 [5] (0:12.64)	0:12.65 [6] (0:12.65)
Average Speed [km/h]	48.1	63.0	60.0	56.6	55.5	59.0	59.7	58.4	56.8
Top Speed [km/h]	63.5	64.8	62.3	59.0	60.2	60.2	61.0	59.6	58.1
Avg. Dist. to Rail [m]	4.3	1.2	0.7	1.7	0.7	1.4	3.7	7.5	8.1
Avg. Stride Freq. [Hz]	2.2	2.2	2.2	2.1	2.1	2.2	2.2	2.3	2.2
Avg. Stride Length [m]	6.3	7.9	7.7	7.4	7.3	7.4	7.4	7.2	7.1



- [] Ranking at each section and finish
- .-.- No data available at this section
- NA No data available



Horse/Jockey Name	Tripper
Final Rank	8
Fastest Section Time (Section)	0:11.61 (1600m)
Top Speed [km/h] (Section)	64.2 (1600m)
Race State	Finished



Toowoomba QLD Professional

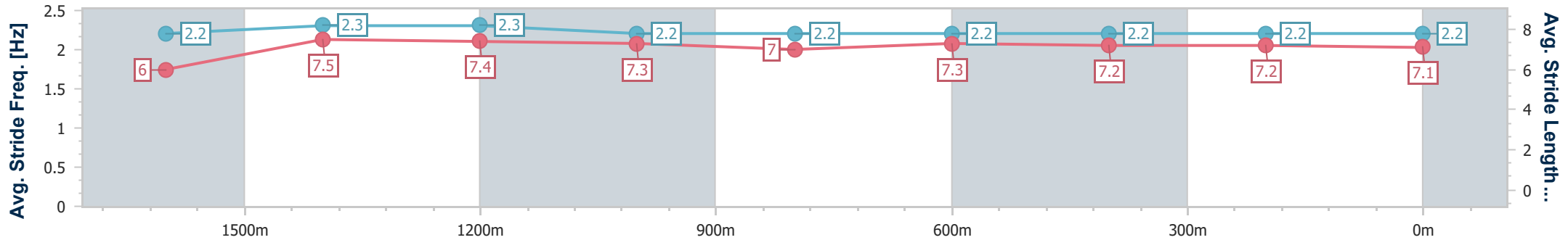
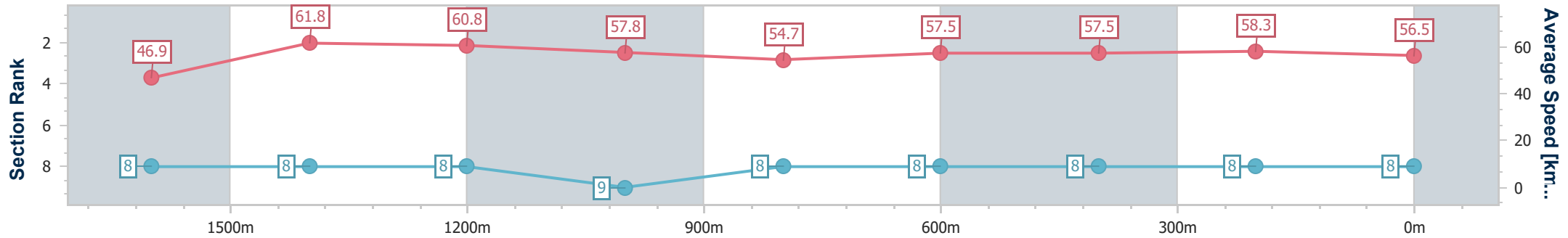
Race 8: NEULANDS 0 - 58 Handicap - 1850m

12 November 2022 - 21:02

Track Rating: Good 3, Weather: Fine, Rail Position: +3m Entire Course



Section	Overall	1600m	1400m	1200m	1000m	800m	600m	400m	200m
Section Times	1:58.14 [8] (0:19.17)	1:38.97 [8] (0:11.61)	1:27.36 [8] (0:11.81)	1:15.55 [8] (0:12.47)	1:03.08 [9] (0:13.07)	0:50.01 [8] (0:12.40)	0:37.61 [8] (0:12.48)	0:25.13 [8] (0:12.42)	0:12.71 [8] (0:12.71)
Average Speed [km/h]	46.9	61.8	60.8	57.8	54.7	57.5	57.5	58.3	56.5
Top Speed [km/h]	60.7	64.2	63.0	58.9	56.7	58.5	59.0	59.3	58.2
Avg. Dist. to Rail [m]	4.5	0.5	0.3	0.2	1.5	2.1	1.2	2.4	4.4
Avg. Stride Freq. [Hz]	2.2	2.3	2.3	2.2	2.2	2.2	2.2	2.2	2.2
Avg. Stride Length [m]	6.0	7.5	7.4	7.3	7.0	7.3	7.2	7.2	7.1



- [] Ranking at each section and finish
- .-.- No data available at this section
- NA No data available



Horse/Jockey Name	Sunsoutgunsout
Final Rank	9
Fastest Section Time (Section)	0:11.60 (1600m)
Top Speed [km/h] (Section)	64.2 (1600m)
Race State	Finished



Toowoomba QLD Professional

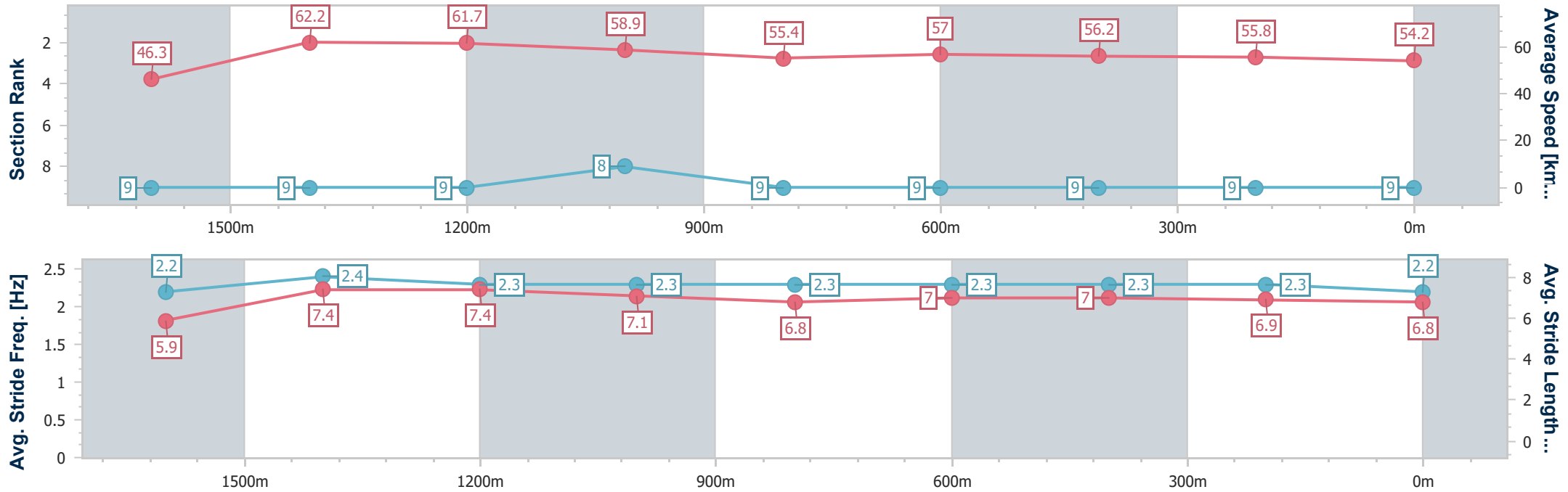
Race 8: NEULANDS 0 - 58 Handicap - 1850m

12 November 2022 - 21:02

Track Rating: Good 3, Weather: Fine, Rail Position: +3m Entire Course



Section	Overall	1600m	1400m	1200m	1000m	800m	600m	400m	200m
Section Times	2:00.12 [9] (0:19.34)	1:40.78 [9] (0:11.60)	1:29.18 [9] (0:11.79)	1:17.39 [9] (0:12.28)	1:05.11 [8] (0:13.15)	0:51.96 [9] (0:12.74)	0:39.22 [9] (0:12.88)	0:26.34 [9] (0:13.07)	0:13.27 [9] (0:13.27)
Average Speed [km/h]	46.3	62.2	61.7	58.9	55.4	57.0	56.2	55.8	54.2
Top Speed [km/h]	61.1	64.2	63.9	61.1	56.9	57.5	57.9	58.2	55.4
Avg. Dist. to Rail [m]	2.9	0.7	2.3	4.1	3.2	2.4	1.2	4.1	2.1
Avg. Stride Freq. [Hz]	2.2	2.4	2.3	2.3	2.3	2.3	2.3	2.3	2.2
Avg. Stride Length [m]	5.9	7.4	7.4	7.1	6.8	7.0	7.0	6.9	6.8



- [] Ranking at each section and finish
- .-.- No data available at this section
- NA No data available