

Track Rating: Good 3, Weather: Fine, Rail Position: +3.5m 1800m-350m (Cutaway); True in Home straight

Section												Last 600m	
Field Times		Overall	1000m	800m	600m	400m	200m						0:34.72
		(0:08.36)	(0:10.79)	(0:10.86)	(0:11.24)	(0:11.51)	(0:11.97)						
Rank	TAB	Horse/Jockey	Barrier	Top Speed [km/h]	Fastest Section							Margin	Distance Travelled [m]
1	2	FIRE KIRIN Michael Murphy	3	67.8 1000m	0:08.39 Overall	1:04.73 [1] (0:08.39)	0:56.34 [2] (0:10.76)	0:45.58 [2] (0:10.86)	0:34.72 [2] (0:11.24)	0:23.48 [2] (0:11.51)	0:11.97 [1] (0:11.97)	1:04.73	0:34.72
2	8	PRETTY AS Martin Harley	9	68.1 600m	0:08.57 Overall	1:05.06 [2] (0:08.57)	0:56.49 [6] (0:11.08)	0:45.41 [5] (0:11.05)	0:34.36 [6] (0:10.90)	0:23.46 [5] (0:11.46)	0:12.00 [3] (0:12.00)	1.8L	0:34.36 +1
3	4	SINNAMON TOAST Jag Guthmann-Chester	6	67.7 1000m	0:08.83 Overall	1:05.17 [3] (0:08.83)	0:56.34 [7] (0:10.97)	0:45.37 [7] (0:10.85)	0:34.52 [7] (0:10.96)	0:23.56 [6] (0:11.51)	0:12.05 [6] (0:12.05)	2.3L	0:34.52 -3
4	5	EASY COMPANY Justin Huxtable	2	68.9 1000m	0:08.55 Overall	1:05.34 [4] (0:08.55)	0:56.79 [5] (0:10.88)	0:45.91 [4] (0:10.79)	0:35.12 [3] (0:11.16)	0:23.96 [3] (0:11.58)	0:12.38 [2] (0:12.38)	3.1L	0:35.12 -4
5	6	RUBY DIAMOND Madeleine Wishart	11	68.5 1000m	0:08.49 Overall	1:05.36 [5] (0:08.49)	0:56.87 [3] (0:10.87)	0:46.00 [3] (0:10.86)	0:35.14 [4] (0:11.19)	0:23.95 [4] (0:11.67)	0:12.28 [4] (0:12.28)	3.2L	0:35.14 +5
6	9	DARLHISMA Kenji Yoshida	1	67.4 800m	0:08.53 Overall	1:05.46 [6] (0:08.53)	0:56.93 [4] (0:11.19)	0:45.74 [6] (0:10.81)	0:34.93 [5] (0:11.12)	0:23.81 [7] (0:11.59)	0:12.22 [7] (0:12.22)	3.7L	0:34.93 -4
7	1	BENEDICT ARNOLD Ryan Wiggins	4	68.4 1000m	0:08.36 Overall	1:05.91 [7] (0:08.36)	0:57.55 [1] (0:10.83)	0:46.72 [1] (0:10.87)	0:35.85 [1] (0:11.24)	0:24.61 [1] (0:11.91)	0:12.70 [5] (0:12.70)	6.2L	0:35.85 +1

Scratched: Maguro (#3), Capital Eyes (#7), Big Rocas (#10), Leinster (#11)



Horse/Jockey Name	Fire Kirin
Final Rank	1
Fastest Section Time (Section)	0:08.39 (Overall)
Top Speed [km/h] (Section)	67.8 (1000m)
Race State	Finished



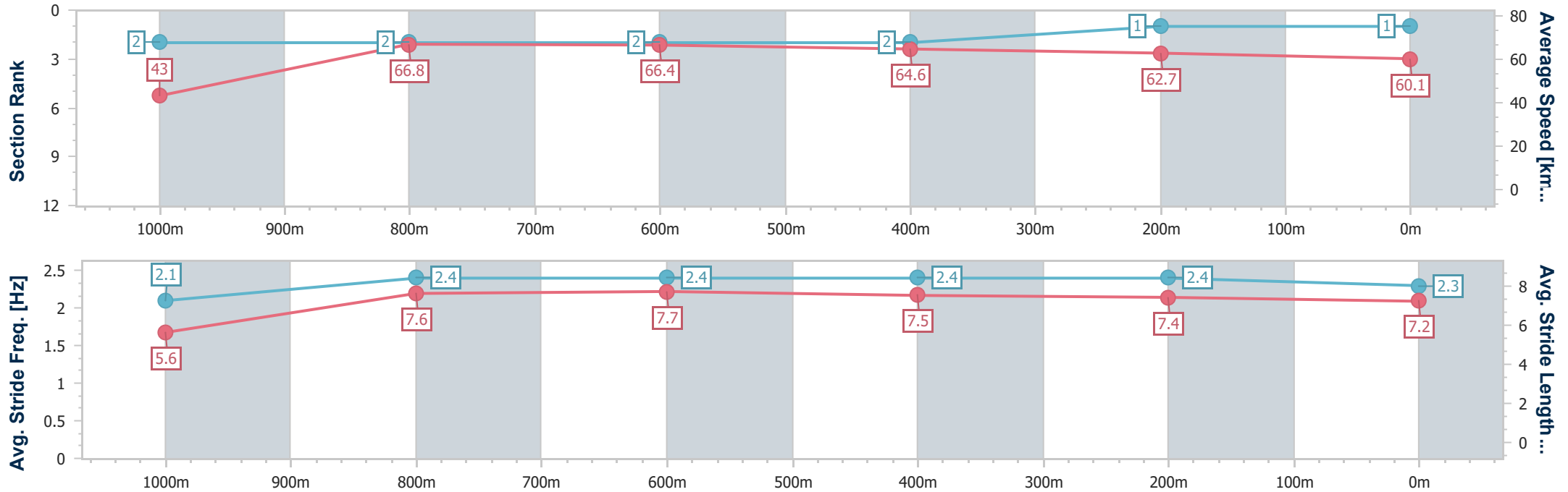
Aquis Park Gold Coast QLD Professional
Race 3: TITANS TOGETHER Maiden Handicap - 1100m



19 November 2022 - 13:30

Track Rating: Good 3, Weather: Fine, Rail Position: +3.5m 1800m-350m (Cutaway); True in Home straight

Section	Overall	1000m	800m	600m	400m	200m
Section Times	1:04.73 [1] (0:08.39)	0:56.34 [2] (0:10.76)	0:45.58 [2] (0:10.86)	0:34.72 [2] (0:11.24)	0:23.48 [2] (0:11.51)	0:11.97 [1] (0:11.97)
Average Speed [km/h]	43.0	66.8	66.4	64.6	62.7	60.1
Top Speed [km/h]	63.3	67.8	67.8	66.5	63.6	61.8
Avg. Dist. to Rail [m]	2.5	0.6	0.5	1.5	2.4	7.5
Avg. Stride Freq. [Hz]	2.1	2.4	2.4	2.4	2.4	2.3
Avg. Stride Length [m]	5.6	7.6	7.7	7.5	7.4	7.2



- [] Ranking at each section and finish
- .-.- No data available at this section
- NA No data available



Horse/Jockey Name	Pretty As
Final Rank	2
Fastest Section Time (Section)	0:08.57 (Overall)
Top Speed [km/h] (Section)	68.1 (600m)
Race State	Finished

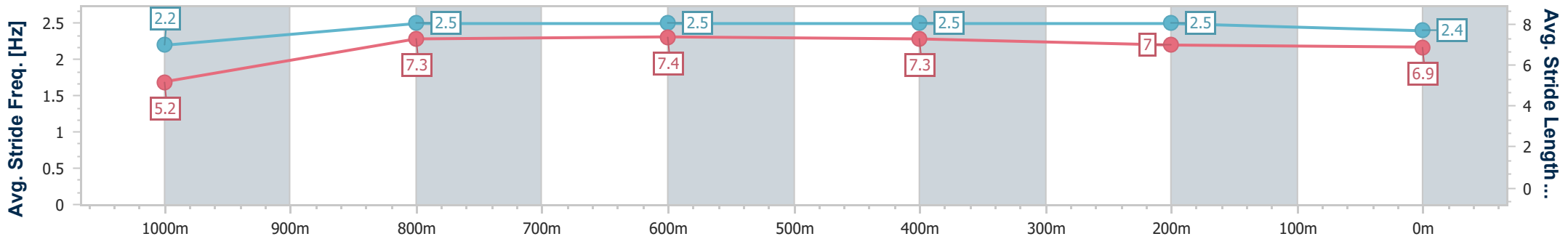
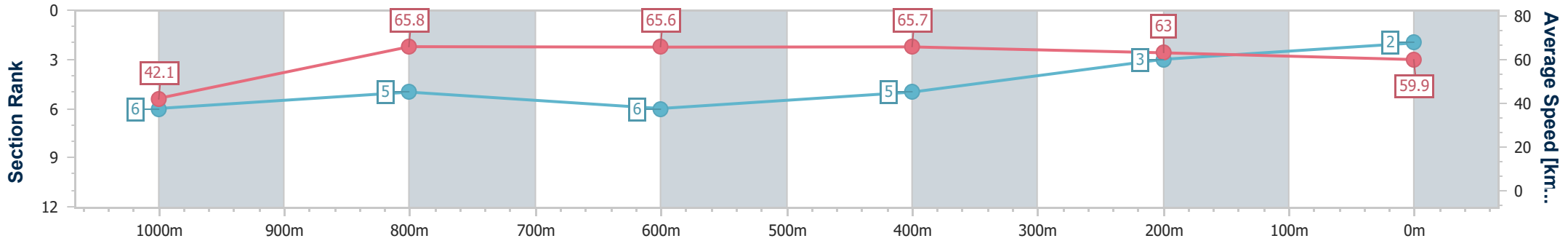


Aquis Park Gold Coast QLD Professional
Race 3: TITANS TOGETHER Maiden Handicap - 1100m



19 November 2022 - 13:30
Track Rating: Good 3, Weather: Fine, Rail Position: +3.5m 1800m-350m (Cutaway); True in Home straight

Section	Overall	1000m	800m	600m	400m	200m
Section Times	1:05.06 [2] (0:08.57)	0:56.49 [6] (0:11.08)	0:45.41 [5] (0:11.05)	0:34.36 [6] (0:10.90)	0:23.46 [5] (0:11.46)	0:12.00 [3] (0:12.00)
Average Speed [km/h]	42.1	65.8	65.6	65.7	63.0	59.9
Top Speed [km/h]	63.3	67.1	67.2	68.1	64.5	62.1
Avg. Dist. to Rail [m]	5.3	2.2	2.2	1.2	2.0	5.9
Avg. Stride Freq. [Hz]	2.2	2.5	2.5	2.5	2.5	2.4
Avg. Stride Length [m]	5.2	7.3	7.4	7.3	7.0	6.9



- [] Ranking at each section and finish
- .-.- No data available at this section
- NA No data available



Horse/Jockey Name	Sinnamon Toast
Final Rank	3
Fastest Section Time (Section)	0:08.83 (Overall)
Top Speed [km/h] (Section)	67.7 (1000m)
Race State	Finished

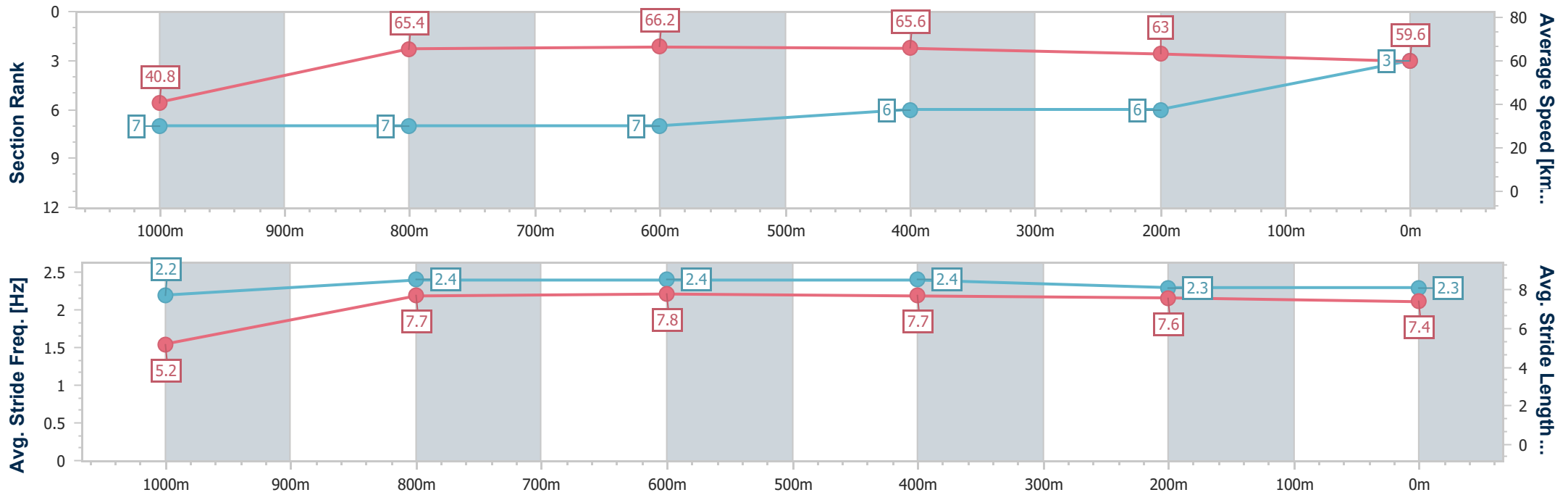


Aquis Park Gold Coast QLD Professional
Race 3: TITANS TOGETHER Maiden Handicap - 1100m



19 November 2022 - 13:30
Track Rating: Good 3, Weather: Fine, Rail Position: +3.5m 1800m-350m (Cutaway); True in Home straight

Section	Overall	1000m	800m	600m	400m	200m
Section Times	1:05.17 [3] (0:08.83)	0:56.34 [7] (0:10.97)	0:45.37 [7] (0:10.85)	0:34.52 [7] (0:10.96)	0:23.56 [6] (0:11.51)	0:12.05 [6] (0:12.05)
Average Speed [km/h]	40.8	65.4	66.2	65.6	63.0	59.6
Top Speed [km/h]	61.8	67.7	67.3	67.3	64.3	62.3
Avg. Dist. to Rail [m]	3.8	0.5	0.6	0.4	4.7	8.6
Avg. Stride Freq. [Hz]	2.2	2.4	2.4	2.4	2.3	2.3
Avg. Stride Length [m]	5.2	7.7	7.8	7.7	7.6	7.4



- [] Ranking at each section and finish
- .-.- No data available at this section
- NA No data available



Horse/Jockey Name	Easy Company
Final Rank	4
Fastest Section Time (Section)	0:08.55 (Overall)
Top Speed [km/h] (Section)	68.9 (1000m)
Race State	Finished

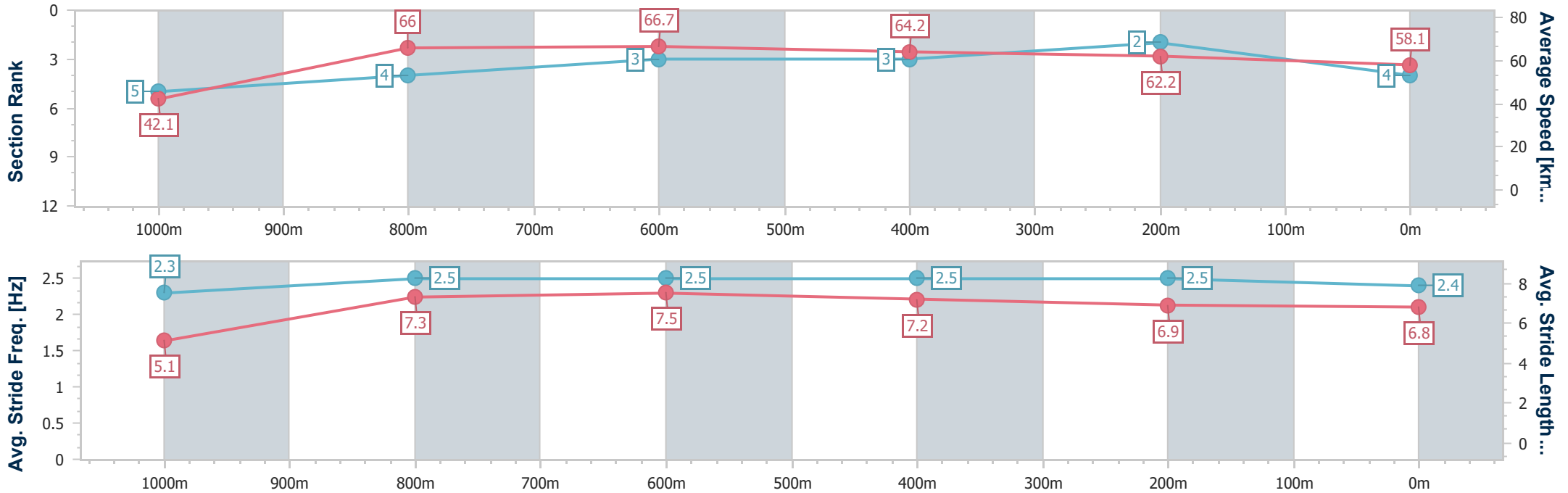


Aquis Park Gold Coast QLD Professional
 Race 3: TITANS TOGETHER Maiden Handicap - 1100m



19 November 2022 - 13:30
 Track Rating: Good 3, Weather: Fine, Rail Position: +3.5m 1800m-350m (Cutaway); True in Home straight

Section	Overall	1000m	800m	600m	400m	200m
Section Times	1:05.34 [4] (0:08.55)	0:56.79 [5] (0:10.88)	0:45.91 [4] (0:10.79)	0:35.12 [3] (0:11.16)	0:23.96 [3] (0:11.58)	0:12.38 [2] (0:12.38)
Average Speed [km/h]	42.1	66.0	66.7	64.2	62.2	58.1
Top Speed [km/h]	62.7	68.9	68.0	66.0	64.0	61.1
Avg. Dist. to Rail [m]	2.1	0.5	0.3	0.6	0.3	3.9
Avg. Stride Freq. [Hz]	2.3	2.5	2.5	2.5	2.5	2.4
Avg. Stride Length [m]	5.1	7.3	7.5	7.2	6.9	6.8



- [] Ranking at each section and finish
- .-.- No data available at this section
- NA No data available



Horse/Jockey Name	Ruby Diamond
Final Rank	5
Fastest Section Time (Section)	0:08.49 (Overall)
Top Speed [km/h] (Section)	68.5 (1000m)
Race State	Finished

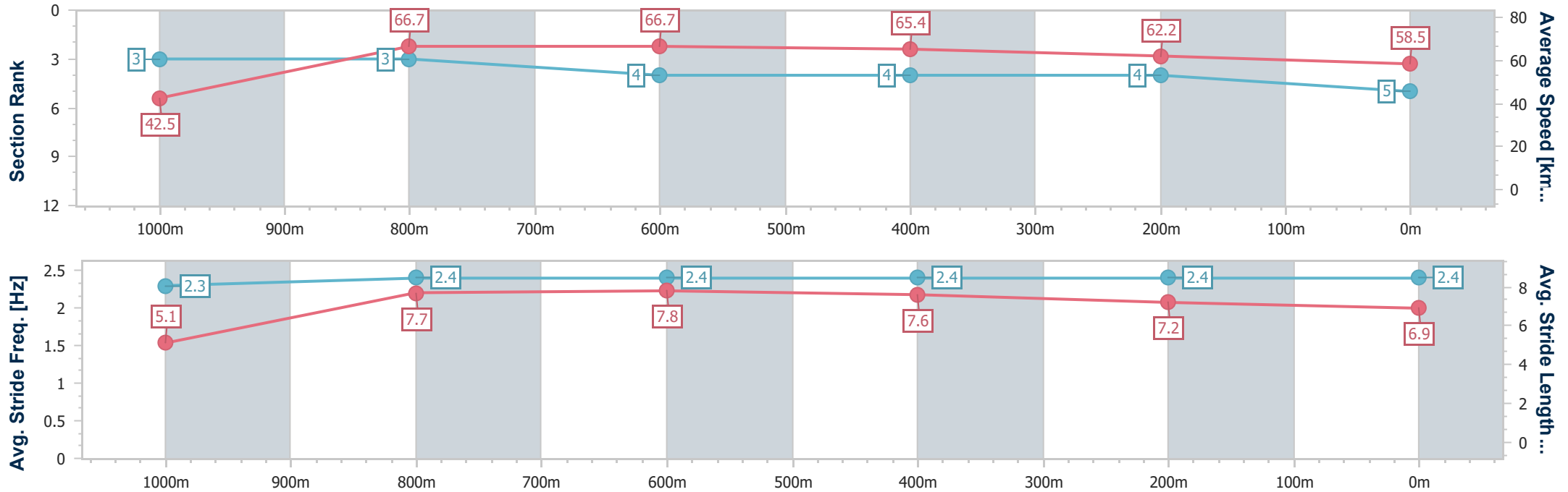


Aquis Park Gold Coast QLD Professional
Race 3: TITANS TOGETHER Maiden Handicap - 1100m



19 November 2022 - 13:30
Track Rating: Good 3, Weather: Fine, Rail Position: +3.5m 1800m-350m (Cutaway); True in Home straight

Section	Overall	1000m	800m	600m	400m	200m
Section Times	1:05.36 [5] (0:08.49)	0:56.87 [3] (0:10.87)	0:46.00 [3] (0:10.86)	0:35.14 [4] (0:11.19)	0:23.95 [4] (0:11.67)	0:12.28 [4] (0:12.28)
Average Speed [km/h]	42.5	66.7	66.7	65.4	62.2	58.5
Top Speed [km/h]	64.2	68.5	67.8	67.3	64.0	60.7
Avg. Dist. to Rail [m]	6.5	1.1	1.9	3.1	4.9	6.5
Avg. Stride Freq. [Hz]	2.3	2.4	2.4	2.4	2.4	2.4
Avg. Stride Length [m]	5.1	7.7	7.8	7.6	7.2	6.9



- [] Ranking at each section and finish
- .-.- No data available at this section
- NA No data available



Horse/Jockey Name	Darlhisma
Final Rank	6
Fastest Section Time (Section)	0:08.53 (Overall)
Top Speed [km/h] (Section)	67.4 (800m)
Race State	Finished

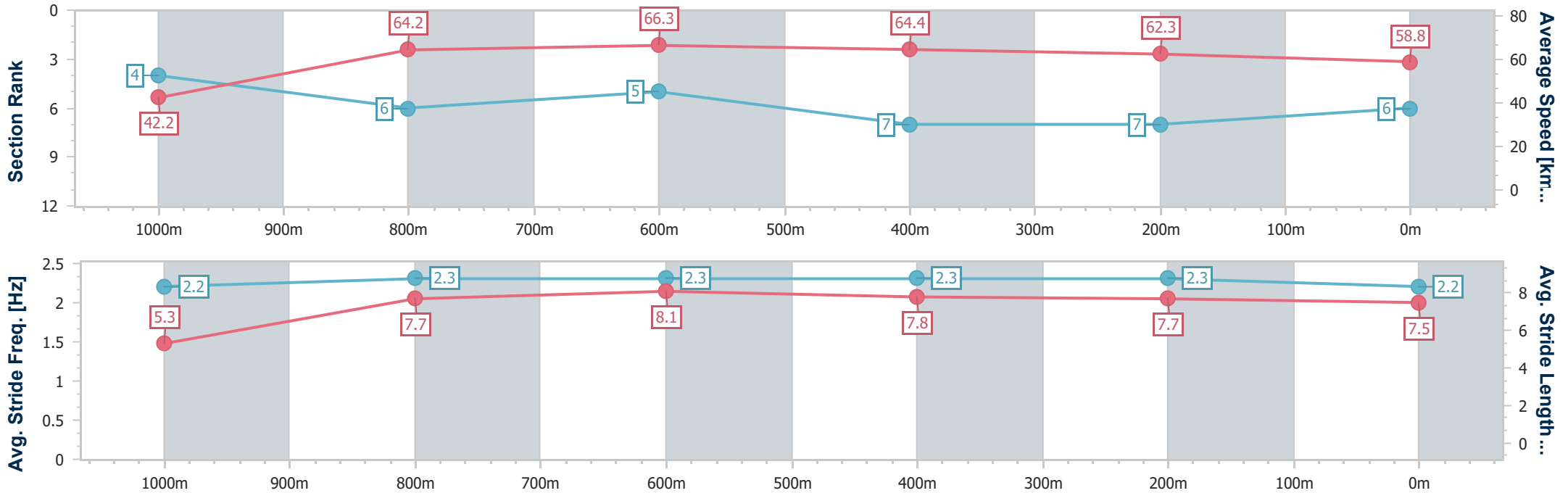


Aquis Park Gold Coast QLD Professional
Race 3: TITANS TOGETHER Maiden Handicap - 1100m



19 November 2022 - 13:30
Track Rating: Good 3, Weather: Fine, Rail Position: +3.5m 1800m-350m (Cutaway); True in Home straight

Section	Overall	1000m	800m	600m	400m	200m
Section Times	1:05.46 [6] (0:08.53)	0:56.93 [4] (0:11.19)	0:45.74 [6] (0:10.81)	0:34.93 [5] (0:11.12)	0:23.81 [7] (0:11.59)	0:12.22 [7] (0:12.22)
Average Speed [km/h]	42.2	64.2	66.3	64.4	62.3	58.8
Top Speed [km/h]	61.5	66.6	67.4	65.8	63.9	61.3
Avg. Dist. to Rail [m]	1.8	0.2	0.9	1.1	2.2	5.2
Avg. Stride Freq. [Hz]	2.2	2.3	2.3	2.3	2.3	2.2
Avg. Stride Length [m]	5.3	7.7	8.1	7.8	7.7	7.5



- [] Ranking at each section and finish
- .-.- No data available at this section
- NA No data available



Horse/Jockey Name	Benedict Arnold
Final Rank	7
Fastest Section Time (Section)	0:08.36 (Overall)
Top Speed [km/h] (Section)	68.4 (1000m)
Race State	Finished

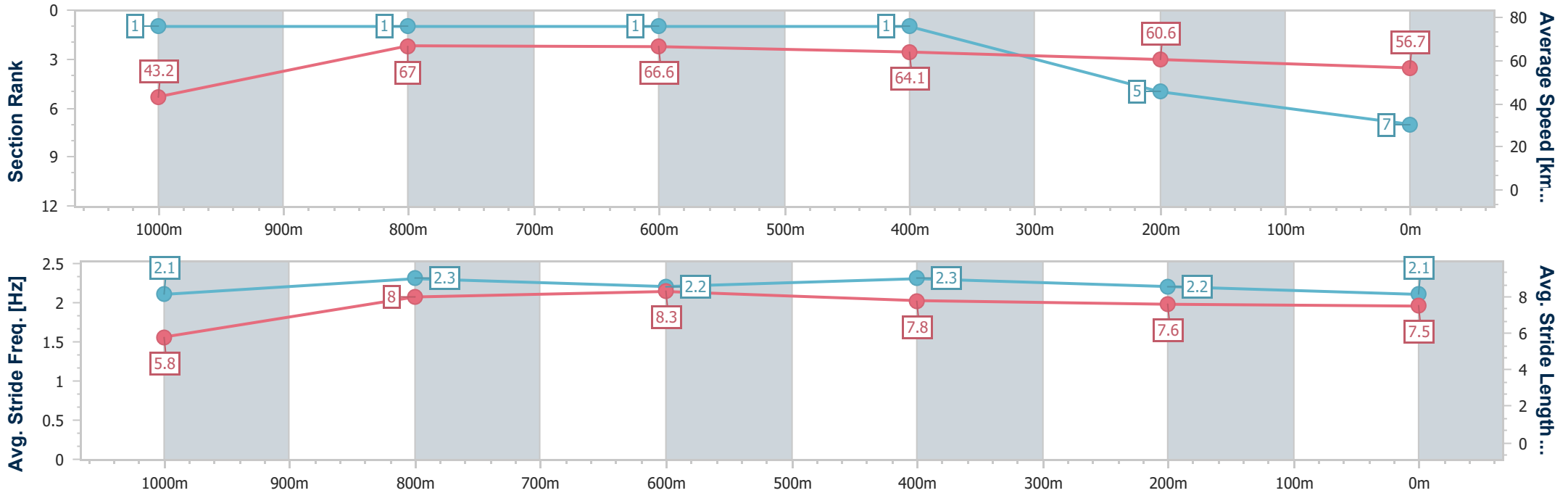


Aquis Park Gold Coast QLD Professional
Race 3: TITANS TOGETHER Maiden Handicap - 1100m



19 November 2022 - 13:30
Track Rating: Good 3, Weather: Fine, Rail Position: +3.5m 1800m-350m (Cutaway); True in Home straight

Section	Overall	1000m	800m	600m	400m	200m
Section Times	1:05.91 [7] (0:08.36)	0:57.55 [1] (0:10.83)	0:46.72 [1] (0:10.87)	0:35.85 [1] (0:11.24)	0:24.61 [1] (0:11.91)	0:12.70 [5] (0:12.70)
Average Speed [km/h]	43.2	67.0	66.6	64.1	60.6	56.7
Top Speed [km/h]	64.3	68.4	67.8	66.1	63.0	59.3
Avg. Dist. to Rail [m]	3.6	1.7	1.1	0.5	1.3	3.6
Avg. Stride Freq. [Hz]	2.1	2.3	2.2	2.3	2.2	2.1
Avg. Stride Length [m]	5.8	8.0	8.3	7.8	7.6	7.5



- [] Ranking at each section and finish
- .-.- No data available at this section
- NA No data available