



**Toowoomba QLD Professional**  
**Race 7: NRG SERVICES BLEEDING BLUE QTIS Three-Year-Old**  
**BENCHMARK 60 Handicap - 1300m**  
**19 November 2022 - 20:18**



Track Rating: Good 3 , Weather: Fine, Rail Position: +5m Entire Course

Section												Last 600m	
Field Times		Overall	1200m	1000m	800m	600m	400m					0:35.98	
		1:18.04 (0:08.23)	1:09.81 (0:11.10)	0:58.71 (0:11.21)	0:47.50 (0:11.52)	0:35.98 (0:11.76)	0:24.22 (0:11.83)						
Rank	TAB	Horse/Jockey	Barrier	Top Speed [km/h]	Fastest Section							Distance Travelled [m]	
1	2	<b>BREAKWATER BOY</b> Jake Molloy	3	66.8 1000m	0:08.25 Overall	1:18.04 [1] (0:08.25)	1:09.79 [2] (0:11.13)	0:58.66 [2] (0:11.23)	0:47.43 [2] (0:11.48)	0:35.95 [2] (0:11.77)	0:24.18 [2] (0:11.79)	0:35.95	
2	4	<b>FIERY RING</b> Montanna Savva	2	66.5 1200m	0:08.52 Overall	1:18.20 [2] (0:08.52)	1:09.68 [4] (0:11.29)	0:58.39 [5] (0:11.39)	0:47.00 [5] (0:11.41)	0:35.59 [5] (0:11.89)	0:23.70 [5] (0:11.88)	0:35.59	+4
3	3	<b>HUE</b> Stephanie Lacy	1	64.9 1200m	0:08.23 Overall	1:18.92 [3] (0:08.23)	1:10.69 [1] (0:11.30)	0:59.39 [4] (0:11.31)	0:48.08 [3] (0:11.59)	0:36.49 [4] (0:11.94)	0:24.55 [4] (0:12.25)	0:36.49	+3
4	1	<b>BEAU WITNESS</b> Tessa Townsend	5	68.1 1200m	0:08.52 Overall	1:19.17 [4] (0:08.52)	1:10.65 [5] (0:10.81)	0:59.84 [1] (0:11.21)	0:48.63 [1] (0:11.52)	0:37.11 [1] (0:11.76)	0:25.35 [1] (0:12.21)	0:37.11	+6
5	5	<b>WHITE CHOCOLATE</b> Nathan Evans	6	66.7 1200m	0:08.30 Overall	1:19.23 [5] (0:08.30)	1:10.93 [3] (0:11.23)	0:59.70 [3] (0:11.34)	0:48.36 [4] (0:11.51)	0:36.85 [3] (0:11.96)	0:24.89 [3] (0:12.25)	0:36.85	+6
6	6	<b>MR WHITTINGTON</b> Georgina Cartwright	4	64.8 1200m	0:08.60 Overall	1:20.84 [6] (0:08.60)	1:12.24 [6] (0:11.40)	1:00.84 [6] (0:11.54)	0:49.30 [6] (0:11.44)	0:37.86 [6] (0:12.09)	0:25.77 [6] (0:12.65)	0:37.86	+0

[ ] Ranking at each section and finish  
 -:-:- No data available at this section  
 NA No data available

SCN Saddle cloth number  
 DNF Did not finish  
 DNT Did not track



**Toowoomba QLD Professional**  
**Race 7: NRG SERVICES BLEEDING BLUE QTIS Three-Year-Old**  
**BENCHMARK 60 Handicap - 1300m**  
**19 November 2022 - 20:18**



Track Rating: Good 3 , Weather: Fine, Rail Position: +5m Entire Course

Section				200m				Last 600m	
Field Times				0:12.39 (0:12.39)				0:35.98	
Rank	TAB	Horse/Jockey	Barrier	Top Speed [km/h]	Fastest Section				Distance Travelled [m]
1	2	<b>BREAKWATER BOY</b> Jake Molloy	3	66.8 1000m	0:08.25 Overall	0:12.39 [1] (0:12.39)		0:35.95	
2	4	<b>FIERY RING</b> Montanna Savva	2	66.5 1200m	0:08.52 Overall	0:11.82 [3] (0:11.82)		0:35.59	+4
3	3	<b>HUE</b> Stephanie Lacy	1	64.9 1200m	0:08.23 Overall	0:12.30 [5] (0:12.30)		0:36.49	+3
4	1	<b>BEAU WITNESS</b> Tessa Townsend	5	68.1 1200m	0:08.52 Overall	0:13.14 [2] (0:13.14)		0:37.11	+6
5	5	<b>WHITE CHOCOLATE</b> Nathan Evans	6	66.7 1200m	0:08.30 Overall	0:12.64 [4] (0:12.64)		0:36.85	+6
6	6	<b>MR WHITTINGTON</b> Georgina Cartwright	4	64.8 1200m	0:08.60 Overall	0:13.12 [6] (0:13.12)		0:37.86	+0



Horse/Jockey Name	Breakwater Boy
Final Rank	1
Fastest Section Time (Section)	0:08.25 (Overall)
Top Speed [km/h] (Section)	66.8 (1000m)
Race State	Finished



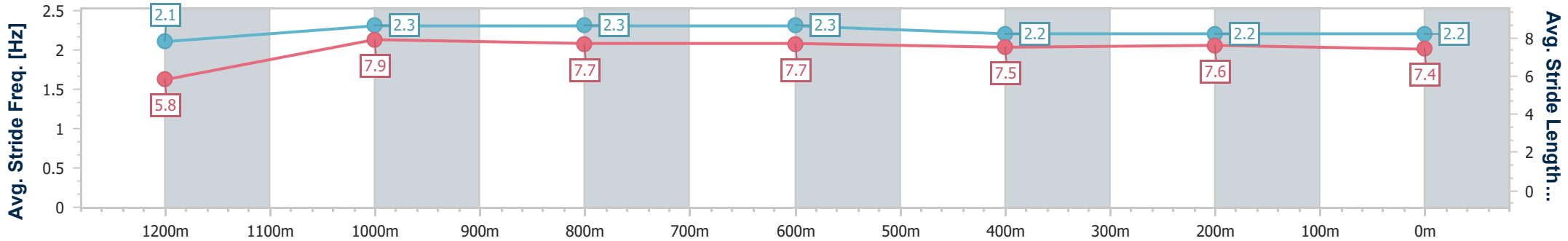
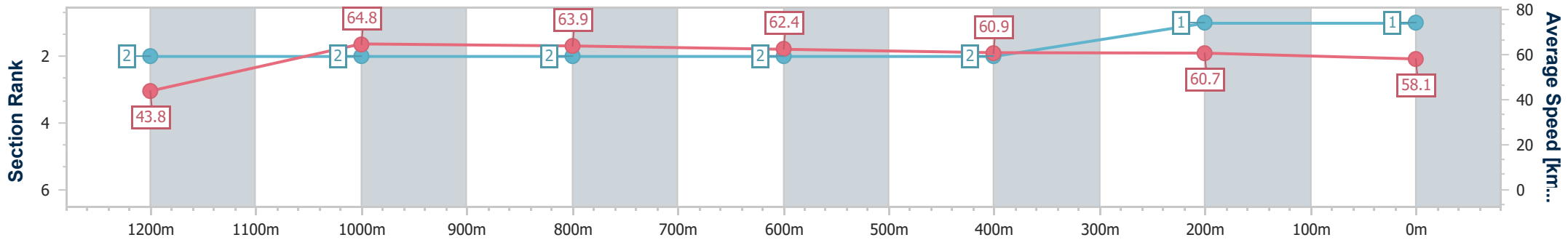
Toowoomba QLD Professional  
 Race 7: NRG SERVICES BLEEDING BLUE QTIS Three-Year-Old  
 BENCHMARK 60 Handicap - 1300m



19 November 2022 - 20:18

Track Rating: Good 3 , Weather: Fine, Rail Position: +5m Entire Course

Section	Overall	1200m	1000m	800m	600m	400m	200m
Section Times	1:18.04 [1] (0:08.25)	1:09.79 [2] (0:11.13)	0:58.66 [2] (0:11.23)	0:47.43 [2] (0:11.48)	0:35.95 [2] (0:11.77)	0:24.18 [2] (0:11.79)	0:12.39 [1] (0:12.39)
Average Speed [km/h]	43.8	64.8	63.9	62.4	60.9	60.7	58.1
Top Speed [km/h]	63.2	66.4	66.8	63.8	62.6	62.6	59.6
Avg. Dist. to Rail [m]	0.8	0.9	0.4	1.1	1.1	1.0	1.0
Avg. Stride Freq. [Hz]	2.1	2.3	2.3	2.3	2.2	2.2	2.2
Avg. Stride Length [m]	5.8	7.9	7.7	7.7	7.5	7.6	7.4



- [ ] Ranking at each section and finish
- .-.- No data available at this section
- NA No data available



Horse/Jockey Name	Fiery Ring
Final Rank	2
Fastest Section Time (Section)	0:08.52 (Overall)
Top Speed [km/h] (Section)	66.5 (1200m)
Race State	Finished



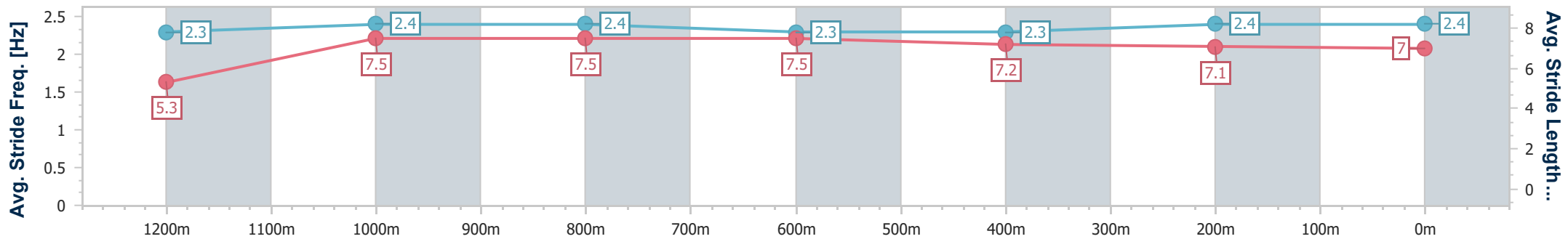
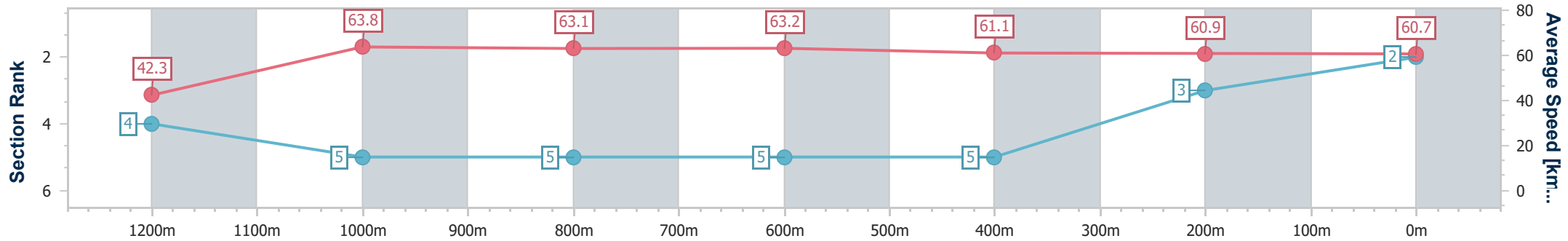
Toowoomba QLD Professional  
 Race 7: NRG SERVICES BLEEDING BLUE QTIS Three-Year-Old  
 BENCHMARK 60 Handicap - 1300m



19 November 2022 - 20:18

Track Rating: Good 3 , Weather: Fine, Rail Position: +5m Entire Course

Section	Overall	1200m	1000m	800m	600m	400m	200m
Section Times	1:18.20 [2] (0:08.52)	1:09.68 [4] (0:11.29)	0:58.39 [5] (0:11.39)	0:47.00 [5] (0:11.41)	0:35.59 [5] (0:11.89)	0:23.70 [5] (0:11.88)	0:11.82 [3] (0:11.82)
Average Speed [km/h]	42.3	63.8	63.1	63.2	61.1	60.9	60.7
Top Speed [km/h]	61.7	66.5	65.5	65.0	62.1	63.3	63.8
Avg. Dist. to Rail [m]	0.5	0.4	0.5	0.5	1.4	1.9	1.5
Avg. Stride Freq. [Hz]	2.3	2.4	2.4	2.3	2.3	2.4	2.4
Avg. Stride Length [m]	5.3	7.5	7.5	7.5	7.2	7.1	7.0



- [ ] Ranking at each section and finish
- .-.- No data available at this section
- NA No data available



Horse/Jockey Name	Hue
Final Rank	3
Fastest Section Time (Section)	0:08.23 (Overall)
Top Speed [km/h] (Section)	64.9 (1200m)
Race State	Finished



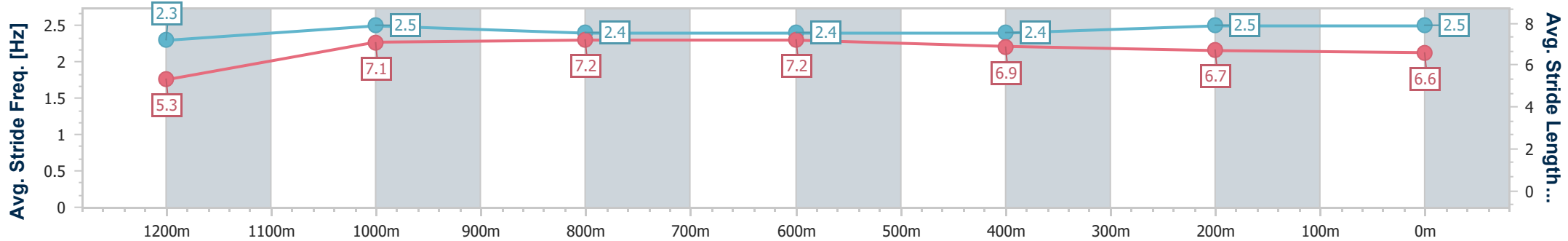
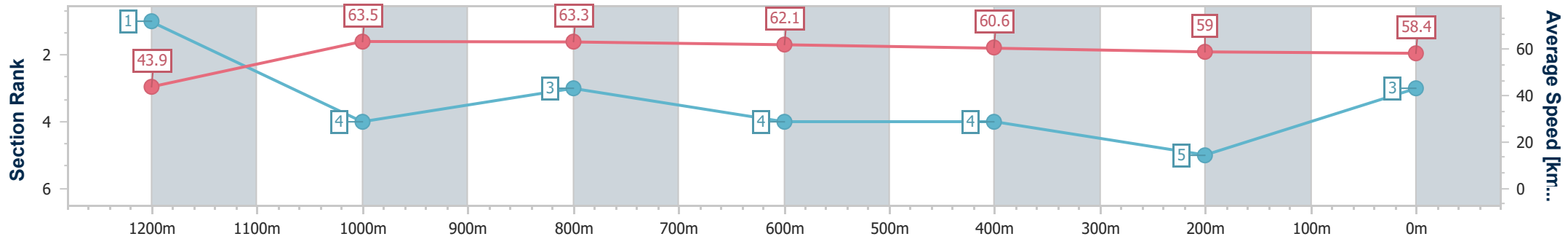
Toowoomba QLD Professional  
 Race 7: NRG SERVICES BLEEDING BLUE QTIS Three-Year-Old  
 BENCHMARK 60 Handicap - 1300m



19 November 2022 - 20:18

Track Rating: Good 3 , Weather: Fine, Rail Position: +5m Entire Course

Section	Overall	1200m	1000m	800m	600m	400m	200m
Section Times	1:18.92 [3] (0:08.23)	1:10.69 [1] (0:11.30)	0:59.39 [4] (0:11.31)	0:48.08 [3] (0:11.59)	0:36.49 [4] (0:11.94)	0:24.55 [4] (0:12.25)	0:12.30 [5] (0:12.30)
Average Speed [km/h]	43.9	63.5	63.3	62.1	60.6	59.0	58.4
Top Speed [km/h]	60.8	64.9	64.6	63.1	62.2	60.8	59.9
Avg. Dist. to Rail [m]	3.6	3.0	2.2	0.3	1.2	0.9	0.4
Avg. Stride Freq. [Hz]	2.3	2.5	2.4	2.4	2.4	2.5	2.5
Avg. Stride Length [m]	5.3	7.1	7.2	7.2	6.9	6.7	6.6



- [ ] Ranking at each section and finish
- .-.- No data available at this section
- NA No data available



Horse/Jockey Name	Beau Witness
Final Rank	4
Fastest Section Time (Section)	0:08.52 (Overall)
Top Speed [km/h] (Section)	68.1 (1200m)
Race State	Finished



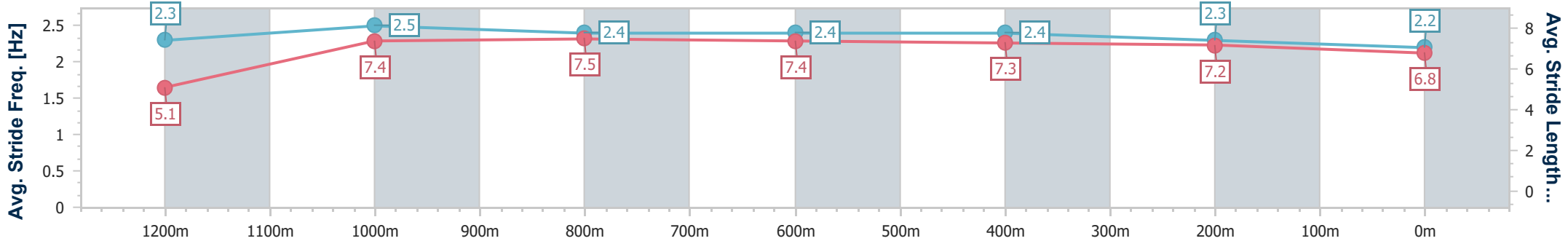
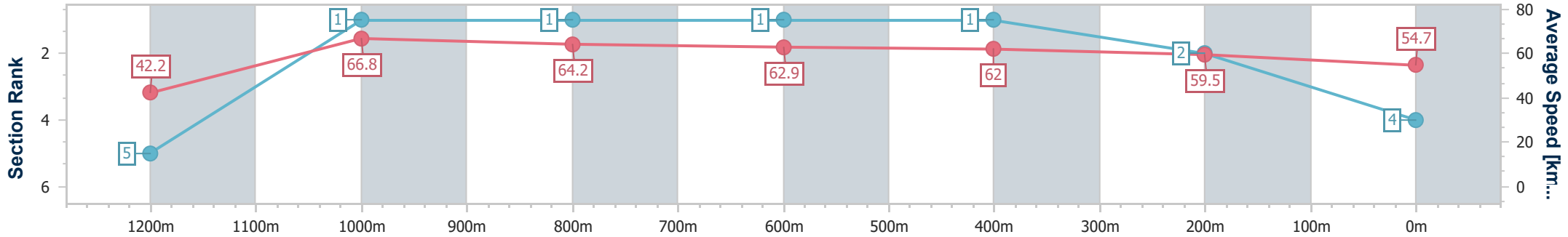
Toowoomba QLD Professional  
 Race 7: NRG SERVICES BLEEDING BLUE QTIS Three-Year-Old  
 BENCHMARK 60 Handicap - 1300m



19 November 2022 - 20:18

Track Rating: Good 3 , Weather: Fine, Rail Position: +5m Entire Course

Section	Overall	1200m	1000m	800m	600m	400m	200m
Section Times	1:19.17 [4] (0:08.52)	1:10.65 [5] (0:10.81)	0:59.84 [1] (0:11.21)	0:48.63 [1] (0:11.52)	0:37.11 [1] (0:11.76)	0:25.35 [1] (0:12.21)	0:13.14 [2] (0:13.14)
Average Speed [km/h]	42.2	66.8	64.2	62.9	62.0	59.5	54.7
Top Speed [km/h]	64.1	68.1	67.8	64.5	64.1	63.1	57.4
Avg. Dist. to Rail [m]	4.3	2.1	0.4	2.0	2.5	2.5	0.6
Avg. Stride Freq. [Hz]	2.3	2.5	2.4	2.4	2.4	2.3	2.2
Avg. Stride Length [m]	5.1	7.4	7.5	7.4	7.3	7.2	6.8



- [ ] Ranking at each section and finish
- .-.- No data available at this section
- NA No data available



Horse/Jockey Name	White Chocolate
Final Rank	5
Fastest Section Time (Section)	0:08.30 (Overall)
Top Speed [km/h] (Section)	66.7 (1200m)
Race State	Finished



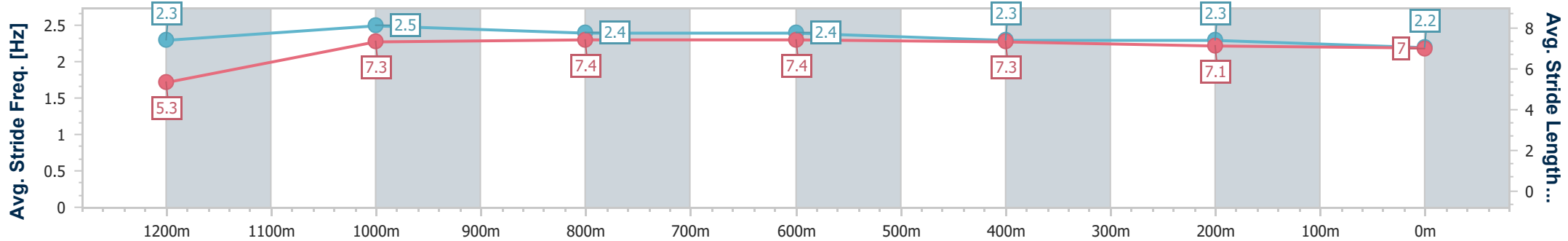
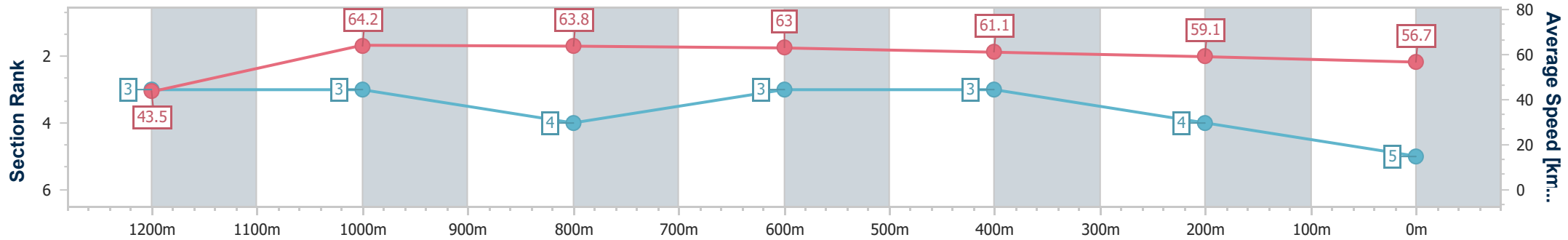
Toowoomba QLD Professional  
 Race 7: NRG SERVICES BLEEDING BLUE QTIS Three-Year-Old  
 BENCHMARK 60 Handicap - 1300m



19 November 2022 - 20:18

Track Rating: Good 3 , Weather: Fine, Rail Position: +5m Entire Course

Section	Overall	1200m	1000m	800m	600m	400m	200m
Section Times	1:19.23 [5] (0:08.30)	1:10.93 [3] (0:11.23)	0:59.70 [3] (0:11.34)	0:48.36 [4] (0:11.51)	0:36.85 [3] (0:11.96)	0:24.89 [3] (0:12.25)	0:12.64 [4] (0:12.64)
Average Speed [km/h]	43.5	64.2	63.8	63.0	61.1	59.1	56.7
Top Speed [km/h]	62.9	66.7	66.5	64.4	63.0	61.2	58.1
Avg. Dist. to Rail [m]	3.7	1.3	1.1	2.5	3.0	1.4	2.7
Avg. Stride Freq. [Hz]	2.3	2.5	2.4	2.4	2.3	2.3	2.2
Avg. Stride Length [m]	5.3	7.3	7.4	7.4	7.3	7.1	7.0



- [ ] Ranking at each section and finish
- .-.- No data available at this section
- NA No data available



Horse/Jockey Name	Mr Whittington
Final Rank	6
Fastest Section Time (Section)	0:08.60 (Overall)
Top Speed [km/h] (Section)	64.8 (1200m)
Race State	Finished



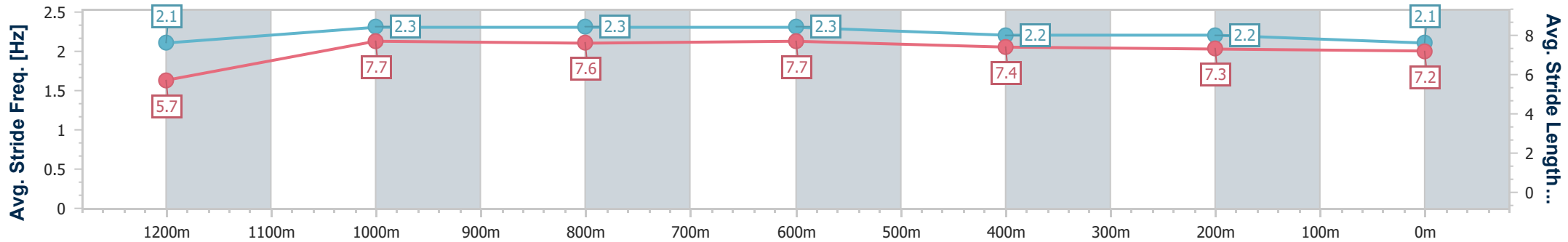
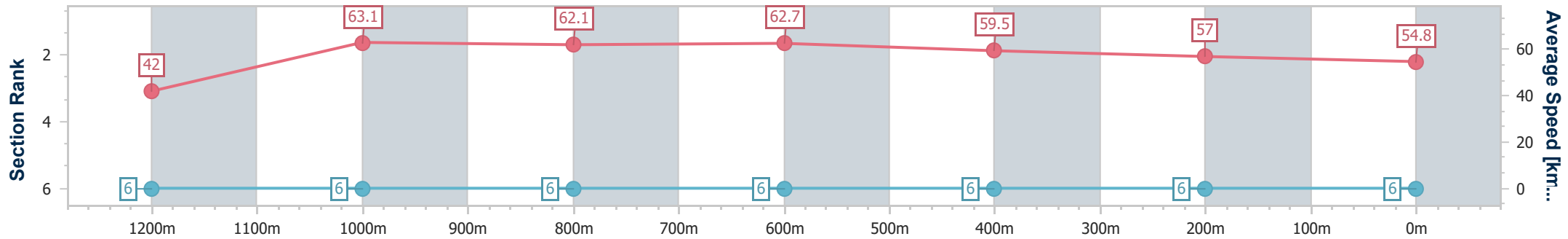
Toowoomba QLD Professional  
 Race 7: NRG SERVICES BLEEDING BLUE QTIS Three-Year-Old  
 BENCHMARK 60 Handicap - 1300m



19 November 2022 - 20:18

Track Rating: Good 3 , Weather: Fine, Rail Position: +5m Entire Course

Section	Overall	1200m	1000m	800m	600m	400m	200m
Section Times	1:20.84 [6] (0:08.60)	1:12.24 [6] (0:11.40)	1:00.84 [6] (0:11.54)	0:49.30 [6] (0:11.44)	0:37.86 [6] (0:12.09)	0:25.77 [6] (0:12.65)	0:13.12 [6] (0:13.12)
Average Speed [km/h]	42.0	63.1	62.1	62.7	59.5	57.0	54.8
Top Speed [km/h]	60.1	64.8	63.8	63.8	62.9	58.5	56.3
Avg. Dist. to Rail [m]	3.1	0.8	1.4	1.1	1.1	0.7	1.9
Avg. Stride Freq. [Hz]	2.1	2.3	2.3	2.3	2.2	2.2	2.1
Avg. Stride Length [m]	5.7	7.7	7.6	7.7	7.4	7.3	7.2



- [ ] Ranking at each section and finish
- .-.- No data available at this section
- NA No data available