

Aquis Park Gold Coast QLD Professional
Race 6: THE CONSERVATORY AT TATTERSALL'S CLUB BENCHMARK
80 Handicap - 1100m
26 November 2022 - 15:05

Track Rating: Good 3, Weather: , Rail Position: True Entire Course

Section		Field Times											Last 600m					
		Overall	1000m	800m	600m	400m	200m						0:33.09					
		1:03.11 (0:08.15)	0:54.96 (0:10.97)	0:43.99 (0:10.90)	0:33.09 (0:10.98)	0:22.11 (0:10.81)	0:11.30 (0:11.30)											
Rank	TAB	Horse/Jockey	Barrier	Top Speed [km/h]	Fastest Section												Margin	Distance Travelled [m]
1	6	MISS HIPSTAR Larry Cassidy	2	68.5 400m	0:08.33 Overall	1:03.11 [1] (0:08.33)	0:54.78 [2] (0:11.03)	0:43.75 [3] (0:10.93)	0:32.82 [4] (0:10.94)	0:21.88 [4] (0:10.70)	0:11.18 [2] (0:11.18)	1:03.11	0:32.82					
2	8	LUSKIN HERO Martin Harley	4	69.6 400m	0:08.38 Overall	1:03.41 [2] (0:08.38)	0:55.03 [4] (0:11.09)	0:43.94 [4] (0:11.06)	0:32.88 [9] (0:10.74)	0:22.14 [5] (0:10.74)	0:11.40 [4] (0:11.40)	1.5L	0:32.88	+0				
3	9	LIZA WITH A ZEE Stephanie Thornton	5	67.9 600m	0:08.15 Overall	1:03.45 [3] (0:08.15)	0:55.30 [1] (0:10.97)	0:44.33 [1] (0:10.90)	0:33.43 [1] (0:10.98)	0:22.45 [1] (0:10.81)	0:11.64 [1] (0:11.64)	1.7L	0:33.43	+0				
4	5	SHAMATON James Orman	10	69.4 400m	0:08.56 Overall	1:03.58 [4] (0:08.56)	0:55.02 [5] (0:11.08)	0:43.94 [8] (0:10.75)	0:33.19 [6] (0:10.98)	0:22.21 [7] (0:10.86)	0:11.35 [8] (0:11.35)	2.2L	0:33.19	+6				
5	2	ZUMA CALIFORNIA Jaden Lloyd	12	70.0 1000m	0:09.16 Overall	1:03.61 [5] (0:09.16)	0:54.45 [9] (0:10.56)	0:43.89 [9] (0:10.75)	0:33.14 [8] (0:11.08)	0:22.06 [8] (0:10.64)	0:11.42 [6] (0:11.42)	2.4L	0:33.14	+4				
6	15	WRITTLE Tegan Harrison	9	68.2 1000m	0:08.34 Overall	1:03.66 [6] (0:08.34)	0:55.32 [3] (0:10.85)	0:44.47 [2] (0:10.97)	0:33.50 [2] (0:10.95)	0:22.55 [2] (0:10.84)	0:11.71 [3] (0:11.71)	2.6L	0:33.50	+0				
7	12	AHEADOFHISTIME Michael Cahill	7	68.8 400m	0:08.73 Overall	1:03.67 [7] (0:08.73)	0:54.94 [7] (0:10.85)	0:44.09 [7] (0:10.72)	0:33.37 [5] (0:10.89)	0:22.48 [3] (0:10.99)	0:11.49 [5] (0:11.49)	2.7L	0:33.37	-9				
8	4	HIGH COST Marnu Potgieter	3	69.4 1000m	0:08.60 Overall	1:03.68 [8] (0:08.60)	0:55.08 [6] (0:10.90)	0:44.18 [5] (0:10.75)	0:33.43 [3] (0:11.04)	0:22.39 [6] (0:10.91)	0:11.48 [7] (0:11.48)	2.8L	0:33.43	+1				
9	1	SHAMROCK LU Angela Jones	15	70.7 400m	0:08.75 Overall	1:04.09 [9] (0:08.75)	0:55.34 [8] (0:10.79)	0:44.55 [6] (0:10.91)	0:33.64 [7] (0:11.17)	0:22.47 [9] (0:10.82)	0:11.65 [9] (0:11.65)	5.1L	0:33.64	+12				

Scratched: Kavak (#7), Cossie (#10), Siesta Key (#11), Frederick The Dane (#14), Pizonie (#3), Amity Gal (#13)



Horse/Jockey Name	Miss Hipstar
Final Rank	1
Fastest Section Time (Section)	0:08.33 (Overall)
Top Speed [km/h] (Section)	68.5 (400m)
Race State	Finished



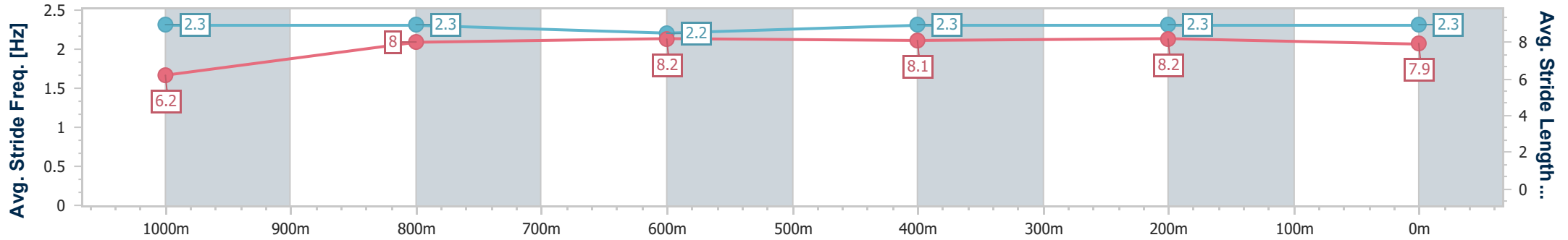
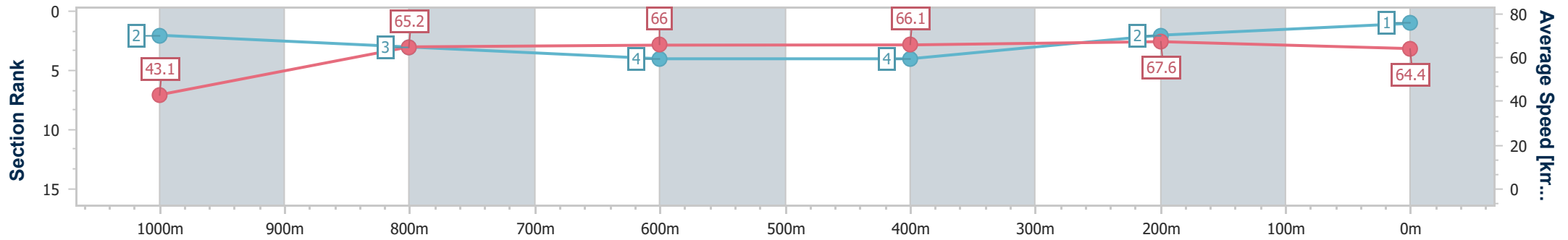
Aquis Park Gold Coast QLD Professional
 Race 6: THE CONSERVATORY AT TATTERSALL'S CLUB
 BENCHMARK 80 Handicap - 1100m



26 November 2022 - 15:08

Track Rating: Good 3, Weather: , Rail Position: True Entire Course

Section	Overall	1000m	800m	600m	400m	200m
Section Times	1:03.11 [1] (0:08.33)	0:54.78 [2] (0:11.03)	0:43.75 [3] (0:10.93)	0:32.82 [4] (0:10.94)	0:21.88 [4] (0:10.70)	0:11.18 [2] (0:11.18)
Average Speed [km/h]	43.1	65.2	66.0	66.1	67.6	64.4
Top Speed [km/h]	63.2	67.1	66.9	67.6	68.5	66.4
Avg. Dist. to Rail [m]	1.9	0.3	0.4	0.7	4.4	7.3
Avg. Stride Freq. [Hz]	2.3	2.3	2.2	2.3	2.3	2.3
Avg. Stride Length [m]	6.2	8.0	8.2	8.1	8.2	7.9



- [] Ranking at each section and finish
- .-.- No data available at this section
- NA No data available



Horse/Jockey Name	Luskin Hero
Final Rank	2
Fastest Section Time (Section)	0:08.38 (Overall)
Top Speed [km/h] (Section)	69.6 (400m)
Race State	Finished



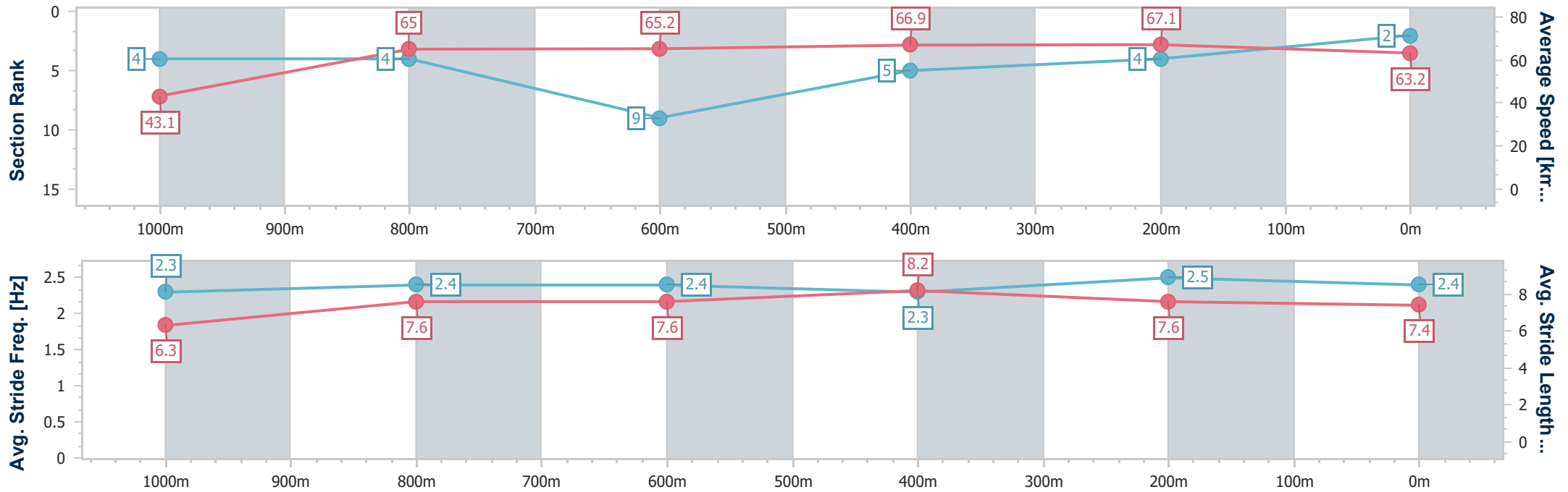
Aquis Park Gold Coast QLD Professional
 Race 6: THE CONSERVATORY AT TATTERSALL'S CLUB
 BENCHMARK 80 Handicap - 1100m



26 November 2022 - 15:08

Track Rating: Good 3, Weather: , Rail Position: True Entire Course

Section	Overall	1000m	800m	600m	400m	200m
Section Times	1:03.41 [2] (0:08.38)	0:55.03 [4] (0:11.09)	0:43.94 [4] (0:11.06)	0:32.88 [9] (0:10.74)	0:22.14 [5] (0:10.74)	0:11.40 [4] (0:11.40)
Average Speed [km/h]	43.1	65.0	65.2	66.9	67.1	63.2
Top Speed [km/h]	60.9	67.4	66.1	68.5	69.6	66.0
Avg. Dist. to Rail [m]	3.7	0.6	0.4	0.6	2.2	6.4
Avg. Stride Freq. [Hz]	2.3	2.4	2.4	2.3	2.5	2.4
Avg. Stride Length [m]	6.3	7.6	7.6	8.2	7.6	7.4



- [] Ranking at each section and finish
- .-.- No data available at this section
- NA No data available



Horse/Jockey Name	Liza With A Zee
Final Rank	3
Fastest Section Time (Section)	0:08.15 (Overall)
Top Speed [km/h] (Section)	67.9 (600m)
Race State	Finished



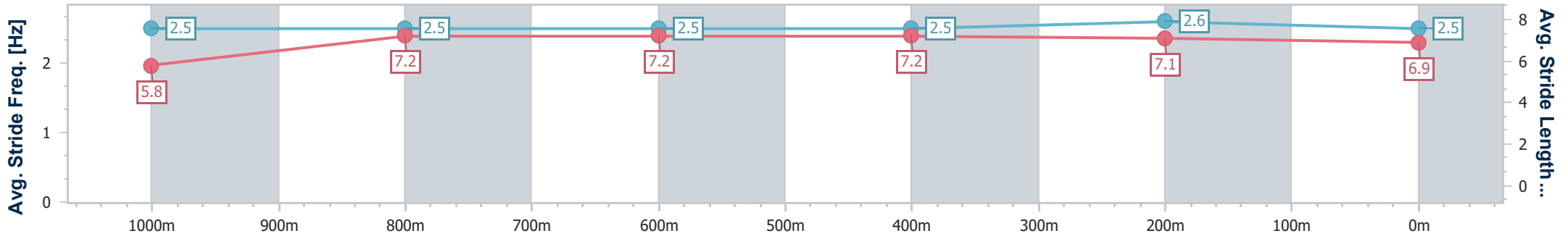
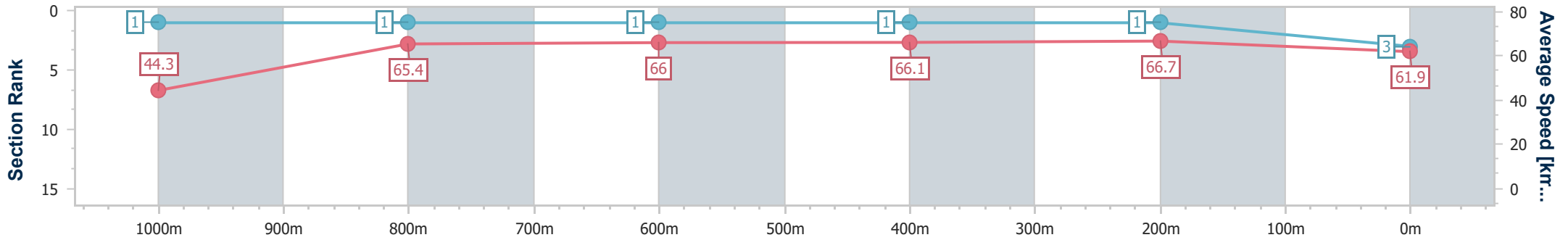
Aquis Park Gold Coast QLD Professional
 Race 6: THE CONSERVATORY AT TATTERSALL'S CLUB
 BENCHMARK 80 Handicap - 1100m



26 November 2022 - 15:08

Track Rating: Good 3, Weather: , Rail Position: True Entire Course

Section	Overall	1000m	800m	600m	400m	200m
Section Times	1:03.45 [3] (0:08.15)	0:55.30 [1] (0:10.97)	0:44.33 [1] (0:10.90)	0:33.43 [1] (0:10.98)	0:22.45 [1] (0:10.81)	0:11.64 [1] (0:11.64)
Average Speed [km/h]	44.3	65.4	66.0	66.1	66.7	61.9
Top Speed [km/h]	64.5	67.5	67.7	67.9	67.6	65.1
Avg. Dist. to Rail [m]	4.6	0.9	0.2	1.2	2.8	6.6
Avg. Stride Freq. [Hz]	2.5	2.5	2.5	2.5	2.6	2.5
Avg. Stride Length [m]	5.8	7.2	7.2	7.2	7.1	6.9



- [] Ranking at each section and finish
- .-.- No data available at this section
- NA No data available



Horse/Jockey Name	Shamaton
Final Rank	4
Fastest Section Time (Section)	0:08.56 (Overall)
Top Speed [km/h] (Section)	69.4 (400m)
Race State	Finished



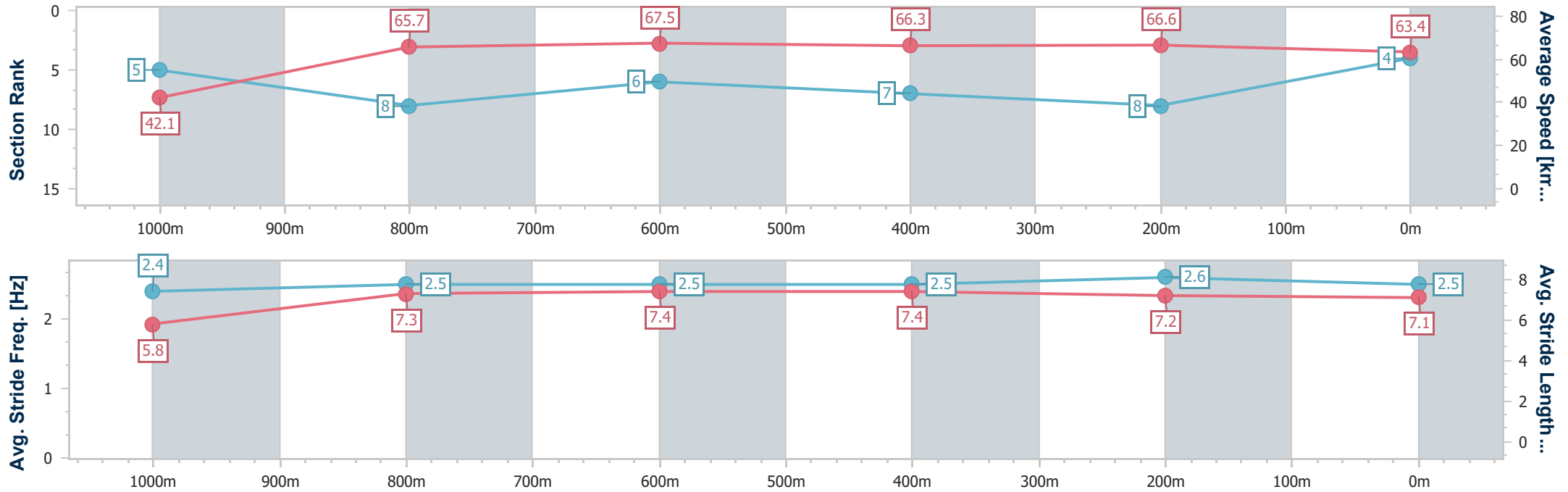
Aquis Park Gold Coast QLD Professional
 Race 6: THE CONSERVATORY AT TATTERSALL'S CLUB
 BENCHMARK 80 Handicap - 1100m



26 November 2022 - 15:08

Track Rating: Good 3, Weather: , Rail Position: True Entire Course

Section	Overall	1000m	800m	600m	400m	200m
Section Times	1:03.58 [4] (0:08.56)	0:55.02 [5] (0:11.08)	0:43.94 [8] (0:10.75)	0:33.19 [6] (0:10.98)	0:22.21 [7] (0:10.86)	0:11.35 [8] (0:11.35)
Average Speed [km/h]	42.1	65.7	67.5	66.3	66.6	63.4
Top Speed [km/h]	61.9	68.1	68.3	68.4	69.4	67.4
Avg. Dist. to Rail [m]	7.5	2.0	2.0	1.9	5.8	8.4
Avg. Stride Freq. [Hz]	2.4	2.5	2.5	2.5	2.6	2.5
Avg. Stride Length [m]	5.8	7.3	7.4	7.4	7.2	7.1



- [] Ranking at each section and finish
- .-.- No data available at this section
- NA No data available



Horse/Jockey Name	Zuma California
Final Rank	5
Fastest Section Time (Section)	0:09.16 (Overall)
Top Speed [km/h] (Section)	70.0 (1000m)
Race State	Finished



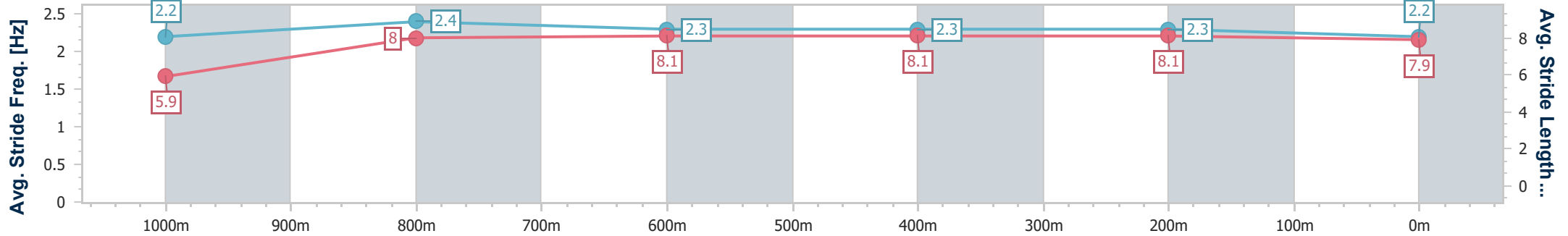
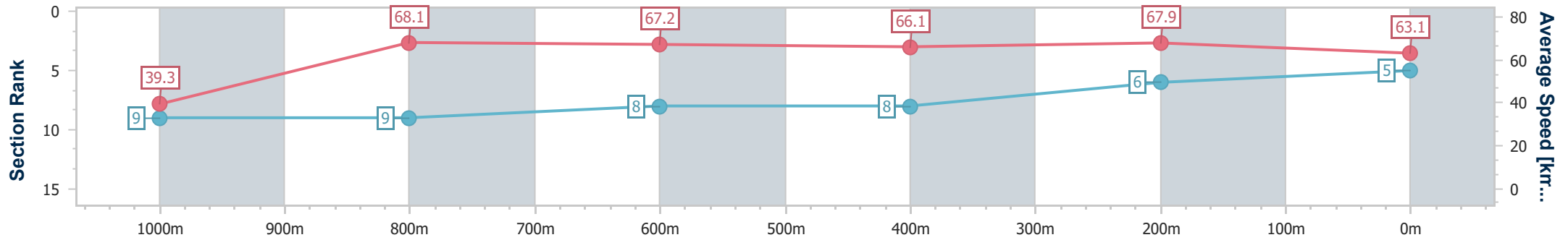
Aquis Park Gold Coast QLD Professional
 Race 6: THE CONSERVATORY AT TATTERSALL'S CLUB
 BENCHMARK 80 Handicap - 1100m



26 November 2022 - 15:08

Track Rating: Good 3, Weather: , Rail Position: True Entire Course

Section	Overall	1000m	800m	600m	400m	200m
Section Times	1:03.61 [5] (0:09.16)	0:54.45 [9] (0:10.56)	0:43.89 [9] (0:10.75)	0:33.14 [8] (0:11.08)	0:22.06 [8] (0:10.64)	0:11.42 [6] (0:11.42)
Average Speed [km/h]	39.3	68.1	67.2	66.1	67.9	63.1
Top Speed [km/h]	63.2	70.0	69.1	67.2	69.8	67.0
Avg. Dist. to Rail [m]	8.0	0.6	0.7	2.9	5.0	3.7
Avg. Stride Freq. [Hz]	2.2	2.4	2.3	2.3	2.3	2.2
Avg. Stride Length [m]	5.9	8.0	8.1	8.1	8.1	7.9



- [] Ranking at each section and finish
- .-.- No data available at this section
- NA No data available



Horse/Jockey Name	Writtle
Final Rank	6
Fastest Section Time (Section)	0:08.34 (Overall)
Top Speed [km/h] (Section)	68.2 (1000m)
Race State	Finished



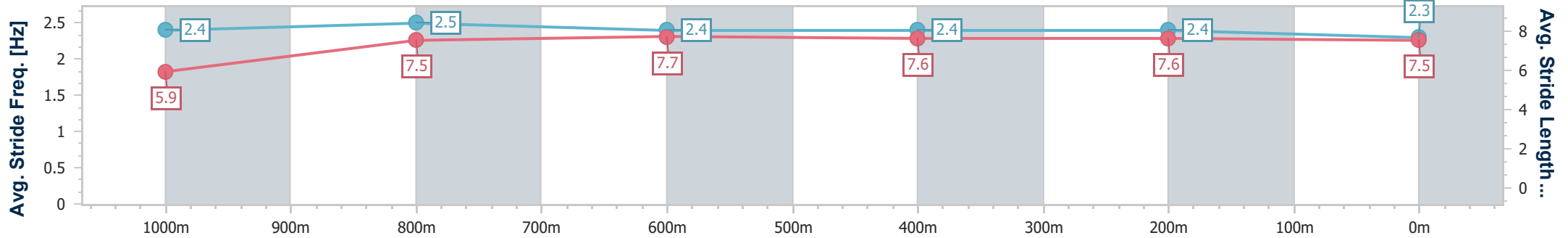
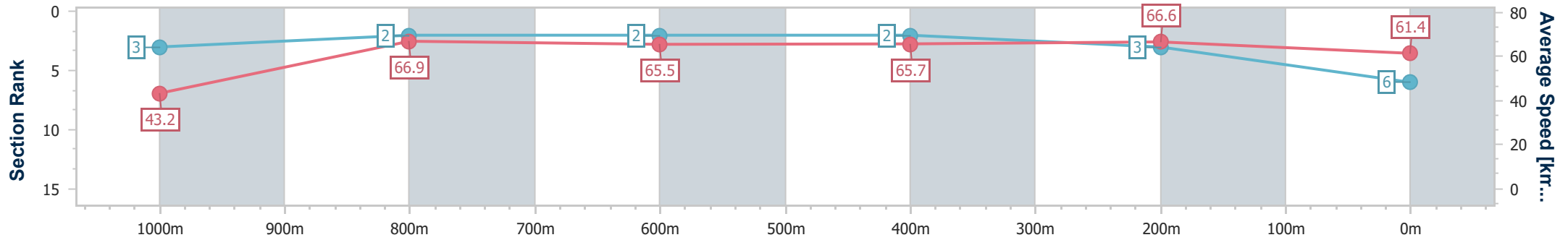
Aquis Park Gold Coast QLD Professional
 Race 6: THE CONSERVATORY AT TATTERSALL'S CLUB
 BENCHMARK 80 Handicap - 1100m



26 November 2022 - 15:08

Track Rating: Good 3, Weather: , Rail Position: True Entire Course

Section	Overall	1000m	800m	600m	400m	200m
Section Times	1:03.66 [6] (0:08.34)	0:55.32 [3] (0:10.85)	0:44.47 [2] (0:10.97)	0:33.50 [2] (0:10.95)	0:22.55 [2] (0:10.84)	0:11.71 [3] (0:11.71)
Average Speed [km/h]	43.2	66.9	65.5	65.7	66.6	61.4
Top Speed [km/h]	64.9	68.2	66.9	67.9	67.9	66.3
Avg. Dist. to Rail [m]	6.4	1.3	0.2	0.4	1.8	4.7
Avg. Stride Freq. [Hz]	2.4	2.5	2.4	2.4	2.4	2.3
Avg. Stride Length [m]	5.9	7.5	7.7	7.6	7.6	7.5



- [] Ranking at each section and finish
- .-.- No data available at this section
- NA No data available



Horse/Jockey Name	Aheadofhistime
Final Rank	7
Fastest Section Time (Section)	0:08.73 (Overall)
Top Speed [km/h] (Section)	68.8 (400m)
Race State	Finished



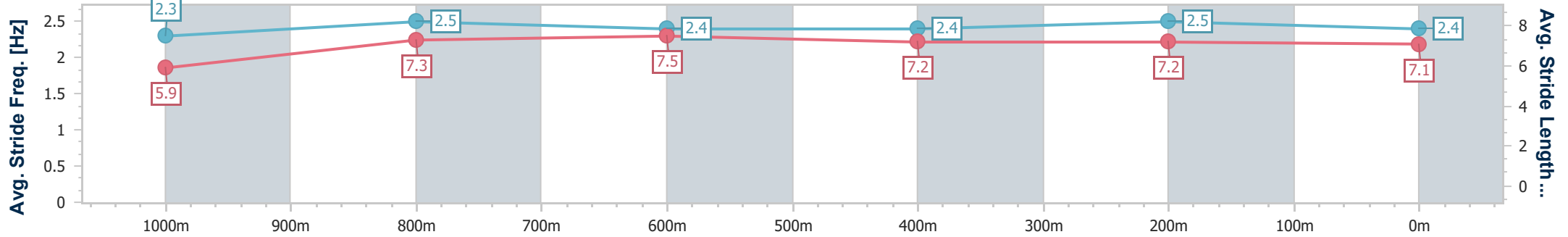
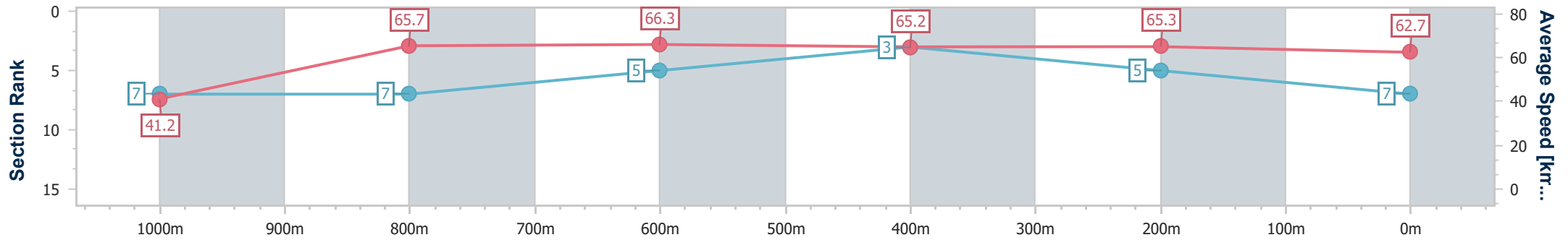
Aquis Park Gold Coast QLD Professional
 Race 6: THE CONSERVATORY AT TATTERSALL'S CLUB
 BENCHMARK 80 Handicap - 1100m



26 November 2022 - 15:08

Track Rating: Good 3, Weather: , Rail Position: True Entire Course

Section	Overall	1000m	800m	600m	400m	200m
Section Times	1:03.67 [7] (0:08.73)	0:54.94 [7] (0:10.85)	0:44.09 [7] (0:10.72)	0:33.37 [5] (0:10.89)	0:22.48 [3] (0:10.99)	0:11.49 [5] (0:11.49)
Average Speed [km/h]	41.2	65.7	66.3	65.2	65.3	62.7
Top Speed [km/h]	60.0	68.7	67.3	68.3	68.8	64.7
Avg. Dist. to Rail [m]	4.7	2.0	3.2	2.5	0.9	0.9
Avg. Stride Freq. [Hz]	2.3	2.5	2.4	2.4	2.5	2.4
Avg. Stride Length [m]	5.9	7.3	7.5	7.2	7.2	7.1



- [] Ranking at each section and finish
- .-.- No data available at this section
- NA No data available



Horse/Jockey Name	High Cost
Final Rank	8
Fastest Section Time (Section)	0:08.60 (Overall)
Top Speed [km/h] (Section)	69.4 (1000m)
Race State	Finished



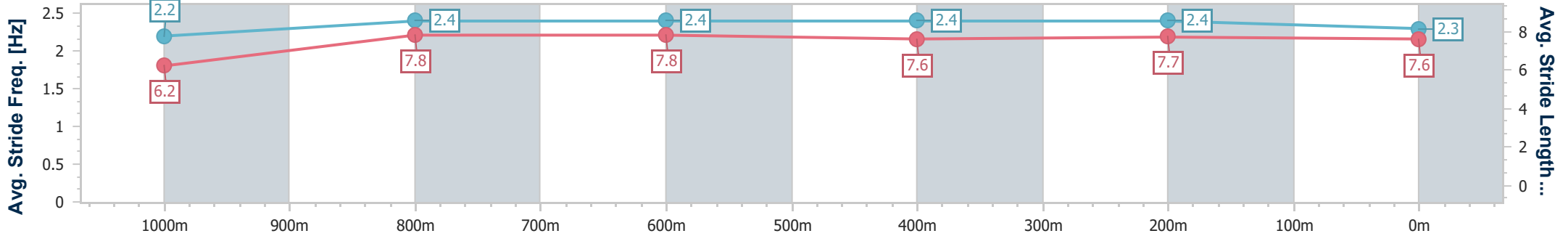
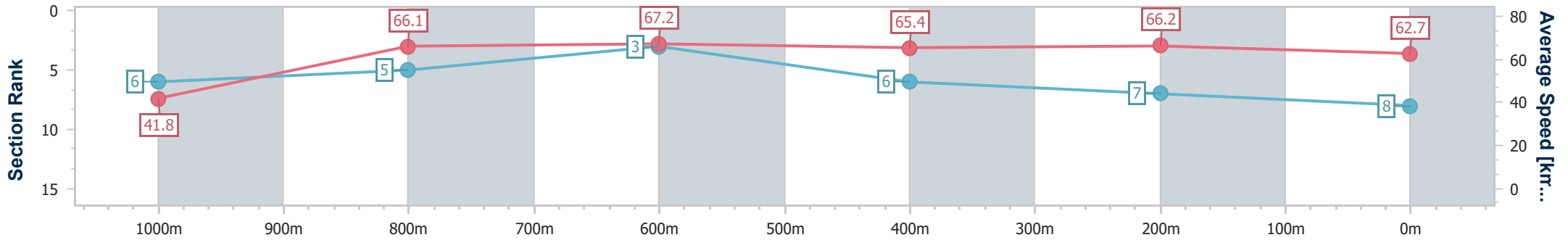
Aquis Park Gold Coast QLD Professional
 Race 6: THE CONSERVATORY AT TATTERSALL'S CLUB
 BENCHMARK 80 Handicap - 1100m



26 November 2022 - 15:08

Track Rating: Good 3, Weather: , Rail Position: True Entire Course

Section	Overall	1000m	800m	600m	400m	200m
Section Times	1:03.68 [8] (0:08.60)	0:55.08 [6] (0:10.90)	0:44.18 [5] (0:10.75)	0:33.43 [3] (0:11.04)	0:22.39 [6] (0:10.91)	0:11.48 [7] (0:11.48)
Average Speed [km/h]	41.8	66.1	67.2	65.4	66.2	62.7
Top Speed [km/h]	62.0	69.4	68.6	66.9	66.9	65.4
Avg. Dist. to Rail [m]	3.4	0.7	1.0	0.6	3.3	5.9
Avg. Stride Freq. [Hz]	2.2	2.4	2.4	2.4	2.4	2.3
Avg. Stride Length [m]	6.2	7.8	7.8	7.6	7.7	7.6



- [] Ranking at each section and finish
- .-.- No data available at this section
- NA No data available



Horse/Jockey Name	Shamrock Lu
Final Rank	9
Fastest Section Time (Section)	0:08.75 (Overall)
Top Speed [km/h] (Section)	70.7 (400m)
Race State	Finished



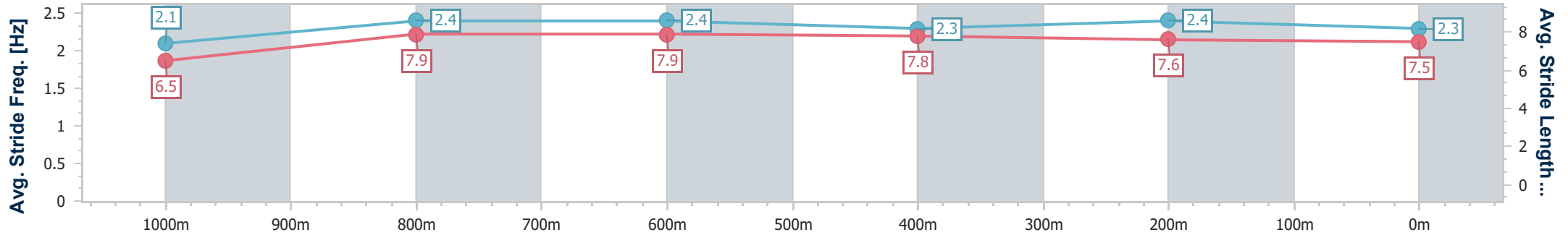
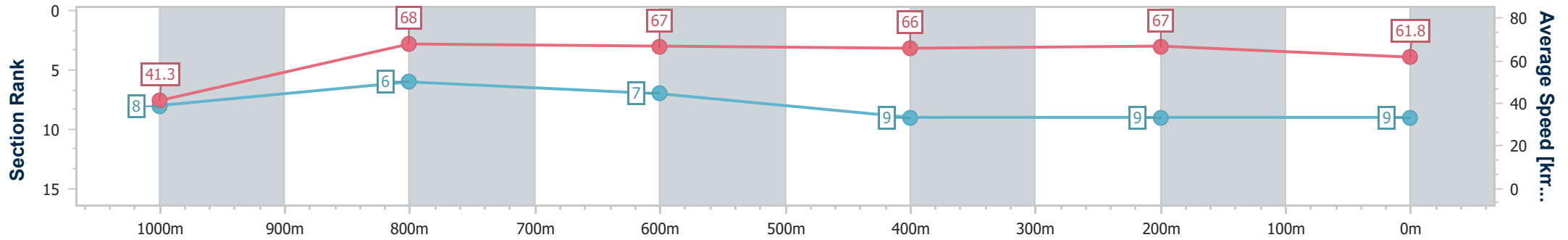
Aquis Park Gold Coast QLD Professional
 Race 6: THE CONSERVATORY AT TATTERSALL'S CLUB
 BENCHMARK 80 Handicap - 1100m



26 November 2022 - 15:08

Track Rating: Good 3, Weather: , Rail Position: True Entire Course

Section	Overall	1000m	800m	600m	400m	200m
Section Times	1:04.09 [9] (0:08.75)	0:55.34 [8] (0:10.79)	0:44.55 [6] (0:10.91)	0:33.64 [7] (0:11.17)	0:22.47 [9] (0:10.82)	0:11.65 [9] (0:11.65)
Average Speed [km/h]	41.3	68.0	67.0	66.0	67.0	61.8
Top Speed [km/h]	62.5	70.4	67.8	66.7	70.7	66.1
Avg. Dist. to Rail [m]	8.7	3.3	4.0	4.0	8.0	11.7
Avg. Stride Freq. [Hz]	2.1	2.4	2.4	2.3	2.4	2.3
Avg. Stride Length [m]	6.5	7.9	7.9	7.8	7.6	7.5



- [] Ranking at each section and finish
- .-.- No data available at this section
- NA No data available