



# Ipswich QLD Professional

## Race 1: @IPSWICHTURFCLUB Maiden Handicap - 2150m

26 November 2022 - 12:53



Track Rating: Soft 5, Weather: Fine, Rail Position: True Entire Course

Section		Field Times												
		Overall	2000m	1800m	1600m	1400m	1200m	1000m	Last 600m					
		2:12.76 (0:11.39)	2:01.37 (0:10.56)	1:50.81 (0:11.35)	1:39.46 (0:12.26)	1:27.20 (0:12.55)	1:14.65 (0:13.10)	1:01.55 (0:12.77)	0:36.35					
Rank	TAB	Horse/Jockey	Barrier	Top Speed [km/h]	Fastest Section								Distance Travelled [m]	
1	5	<b>LA BREA</b> Robbie Fradd	9	69.7 2000m	0:10.54 2000m	2:12.76 [1] (0:11.46)	2:01.30 [2] (0:10.54)	1:50.76 [2] (0:11.30)	1:39.46 [1] (0:12.26)	1:27.20 [1] (0:12.55)	1:14.65 [1] (0:13.10)	1:01.55 [1] (0:12.77)	0:36.35	
2	3	<b>EUREKA'S VICTORY</b> Georgina Cartwright	4	69.4 2000m	0:10.59 2000m	2:13.11 [2] (0:11.48)	2:01.63 [3] (0:10.59)	1:51.04 [3] (0:11.60)	1:39.44 [3] (0:12.52)	1:26.92 [3] (0:12.62)	1:14.30 [3] (0:12.85)	1:01.45 [3] (0:12.77)	0:36.67	+3
3	2	<b>IDLE DICE</b> Tiffani Brooker	1	67.2 2000m	0:10.87 2000m	2:13.72 [3] (0:11.62)	2:02.10 [5] (0:10.87)	1:51.23 [5] (0:11.59)	1:39.64 [5] (0:12.34)	1:27.30 [4] (0:12.58)	1:14.72 [4] (0:13.11)	1:01.61 [5] (0:12.68)	0:36.76	+0
4	10	<b>ROYAL RIFT</b> Taylor Marshall	8	67.1 2000m	0:10.94 2000m	2:14.18 [4] (0:12.32)	2:01.86 [9] (0:10.94)	1:50.92 [8] (0:11.68)	1:39.24 [8] (0:12.47)	1:26.77 [9] (0:12.25)	1:14.52 [9] (0:12.93)	1:01.59 [9] (0:12.66)	0:36.83	-3
5	4	<b>WILLNOTQUIT</b> Micheal Hellyer	11	69.1 2000m	0:10.56 2000m	2:14.35 [5] (0:11.39)	2:02.96 [1] (0:10.56)	1:52.40 [1] (0:11.47)	1:40.93 [2] (0:12.53)	1:28.40 [2] (0:12.70)	1:15.70 [2] (0:12.93)	1:02.77 [2] (0:12.68)	0:37.69	+3
6	11	<b>SLICK HEELS</b> Madeleine Wishart	2	67.8 2000m	0:10.81 2000m	2:14.35 [6] (0:11.59)	2:02.76 [4] (0:10.81)	1:51.95 [4] (0:11.65)	1:40.30 [4] (0:12.46)	1:27.84 [5] (0:12.61)	1:15.23 [5] (0:12.95)	1:02.28 [4] (0:12.71)	0:37.48	+6
7	8	<b>BURN THE BOATS</b> Jason Taylor	3	66.1 2000m	0:11.09 2000m	2:14.38 [7] (0:11.86)	2:02.52 [6] (0:11.09)	1:51.43 [6] (0:11.73)	1:39.70 [6] (0:12.40)	1:27.30 [7] (0:12.35)	1:14.95 [7] (0:12.95)	1:02.00 [7] (0:12.70)	0:37.23	+2
8	7	<b>BARTA LINES</b> Jackson Murphy	6	65.2 1800m	0:11.46 2000m	2:14.40 [8] (0:11.91)	2:02.49 [7] (0:11.46)	1:51.03 [10] (0:11.57)	1:39.46 [9] (0:12.34)	1:27.12 [8] (0:12.33)	1:14.79 [8] (0:12.95)	1:01.84 [8] (0:12.72)	0:36.94	+8
9	1	<b>ZOE'S JOEY</b> Chris Meehan	12	67.8 2000m	0:10.95 2000m	2:14.64 [9] (0:12.41)	2:02.23 [10] (0:10.95)	1:51.28 [9] (0:11.90)	1:39.38 [10] (0:12.39)	1:26.99 [10] (0:12.35)	1:14.64 [10] (0:12.94)	1:01.70 [10] (0:12.65)	0:36.90	+6
10	9	<b>ROYAL GEORGE</b> Cecily Eaton	5	65.5 1800m	0:11.23 2000m	2:15.10 [10] (0:12.00)	2:03.10 [8] (0:11.23)	1:51.87 [7] (0:11.51)	1:40.36 [7] (0:12.33)	1:28.03 [6] (0:12.35)	1:15.68 [6] (0:12.88)	1:02.80 [6] (0:12.73)	0:37.88	+7

Scratched: Gold Samurai (#6), Star Of Couteau (#12)

[ ] Ranking at each section and finish  
 -:-:- No data available at this section  
 NA No data available

SCN Saddle cloth number  
 DNF Did not finish  
 DNT Did not track



# Ipswich QLD Professional

## Race 1: @IPSWICHTURFCLUB Maiden Handicap - 2150m

26 November 2022 - 12:53



Track Rating: Soft 5, Weather: Fine, Rail Position: True Entire Course

Section		Field Times								Last 600m	
		800m	600m	400m	200m						
		0:48.78 (0:12.43)	0:36.35 (0:11.97)	0:24.38 (0:12.16)	0:12.22 (0:12.22)			0:36.35			
Rank	TAB	Horse/Jockey	Barrier	Top Speed [km/h]	Fastest Section	Margin				Distance Travelled [m]	
1	5	<b>LA BREA</b> Robbie Fradd	9	69.7 2000m	0:10.54 2000m	0:48.78 [1] (0:12.43)	0:36.35 [1] (0:11.97)	0:24.38 [1] (0:12.16)	0:12.22 [1] (0:12.22)	2:12.76	0:36.35
2	3	<b>EUREKA'S VICTORY</b> Georgina Cartwright	4	69.4 2000m	0:10.59 2000m	0:48.68 [3] (0:12.01)	0:36.67 [2] (0:11.95)	0:24.72 [2] (0:12.17)	0:12.55 [2] (0:12.55)	2L	0:36.67 +3
3	2	<b>IDLE DICE</b> Tiffani Brooker	1	67.2 2000m	0:10.87 2000m	0:48.93 [5] (0:12.17)	0:36.76 [5] (0:12.23)	0:24.53 [5] (0:12.16)	0:12.37 [4] (0:12.37)	5.5L	0:36.76 +0
4	10	<b>ROYAL RIFT</b> Taylor Marshall	8	67.1 2000m	0:10.94 2000m	0:48.93 [8] (0:12.10)	0:36.83 [8] (0:12.11)	0:24.72 [7] (0:12.17)	0:12.55 [6] (0:12.55)	8L	0:36.83 -3
5	4	<b>WILLNOTQUIT</b> Micheal Hellyer	11	69.1 2000m	0:10.56 2000m	0:50.09 [2] (0:12.40)	0:37.69 [3] (0:12.24)	0:25.45 [3] (0:12.48)	0:12.97 [3] (0:12.97)	8.8L	0:37.69 +3
6	11	<b>SLICK HEELS</b> Madeleine Wishart	2	67.8 2000m	0:10.81 2000m	0:49.57 [4] (0:12.09)	0:37.48 [4] (0:12.29)	0:25.19 [4] (0:12.51)	0:12.68 [5] (0:12.68)	8.9L	0:37.48 +6
7	8	<b>BURN THE BOATS</b> Jason Taylor	3	66.1 2000m	0:11.09 2000m	0:49.30 [7] (0:12.07)	0:37.23 [6] (0:12.20)	0:25.03 [6] (0:12.51)	0:12.52 [7] (0:12.52)	9.1L	0:37.23 +2
8	7	<b>BARTA LINES</b> Jackson Murphy	6	65.2 1800m	0:11.46 2000m	0:49.12 [9] (0:12.18)	0:36.94 [9] (0:12.28)	0:24.66 [9] (0:12.29)	0:12.37 [8] (0:12.37)	9.2L	0:36.94 +8
9	1	<b>ZOE'S JOEY</b> Chris Meehan	12	67.8 2000m	0:10.95 2000m	0:49.05 [10] (0:12.15)	0:36.90 [10] (0:12.23)	0:24.67 [10] (0:12.22)	0:12.45 [9] (0:12.45)	10.5L	0:36.90 +6
10	9	<b>ROYAL GEORGE</b> Cecily Eaton	5	65.5 1800m	0:11.23 2000m	0:50.07 [6] (0:12.19)	0:37.88 [7] (0:12.42)	0:25.46 [8] (0:12.68)	0:12.78 [10] (0:12.78)	13L	0:37.88 +7

Scratched: Gold Samurai (#6), Star Of Couteau (#12)

[ ] Ranking at each section and finish  
 -:-:- No data available at this section  
 NA No data available

SCN Saddle cloth number  
 DNF Did not finish  
 DNT Did not track



Horse/Jockey Name	La Brea
Final Rank	1
Fastest Section Time (Section)	0:10.54 (2000m)
Top Speed [km/h] (Section)	69.7 (2000m)
Race State	Finished



### Ipswich QLD Professional

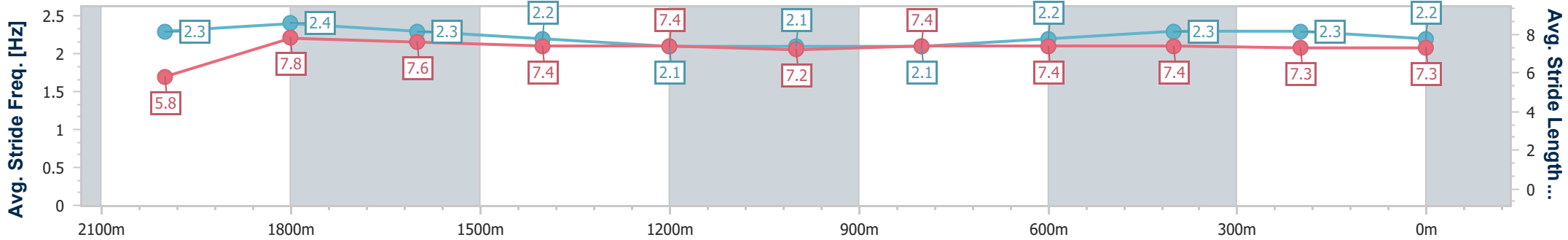
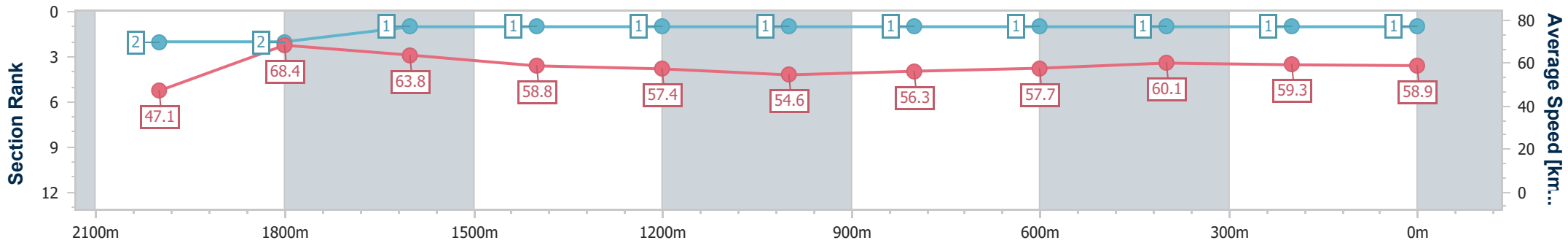
Race 1: @IPSWICHTURFCLUB Maiden Handicap - 2150m

26 November 2022 - 12:53

Track Rating: Soft 5, Weather: Fine, Rail Position: True Entire Course



Section	Overall	2000m	1800m	1600m	1400m	1200m	1000m	800m	600m	400m	200m
Section Times	2:12.76 [1] (0:11.46)	2:01.30 [2] (0:10.54)	1:50.76 [2] (0:11.30)	1:39.46 [1] (0:12.26)	1:27.20 [1] (0:12.55)	1:14.65 [1] (0:13.10)	1:01.55 [1] (0:12.77)	0:48.78 [1] (0:12.43)	0:36.35 [1] (0:11.97)	0:24.38 [1] (0:12.16)	0:12.22 [1] (0:12.22)
Average Speed [km/h]	47.1	68.4	63.8	58.8	57.4	54.6	56.3	57.7	60.1	59.3	58.9
Top Speed [km/h]	66.7	69.7	67.6	59.8	57.9	56.5	57.7	59.7	61.0	60.5	60.6
Avg. Dist. to Rail [m]	9.6	4.9	0.7	0.7	0.4	1.2	1.0	0.7	0.4	1.6	2.0
Avg. Stride Freq. [Hz]	2.3	2.4	2.3	2.2	2.1	2.1	2.1	2.2	2.3	2.3	2.2
Avg. Stride Length [m]	5.8	7.8	7.6	7.4	7.4	7.2	7.4	7.4	7.4	7.3	7.3



- [ ] Ranking at each section and finish
- .-.- No data available at this section
- NA No data available



Horse/Jockey Name	Eureka's Victory
Final Rank	2
Fastest Section Time (Section)	0:10.59 (2000m)
Top Speed [km/h] (Section)	69.4 (2000m)
Race State	Finished



### Ipswich QLD Professional

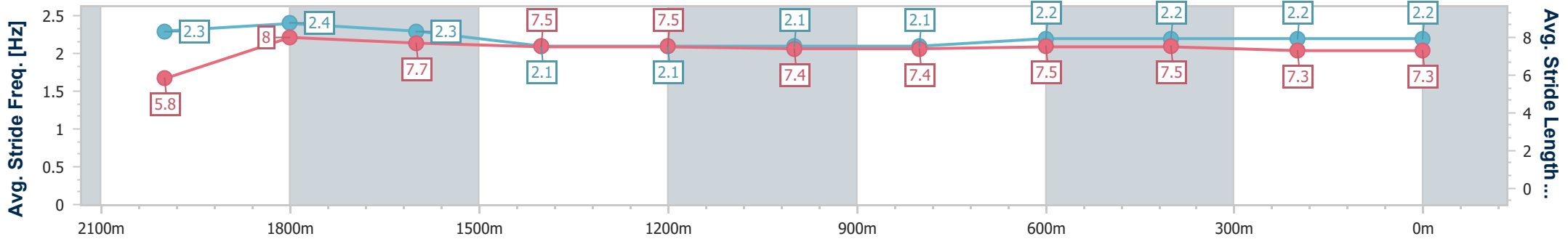
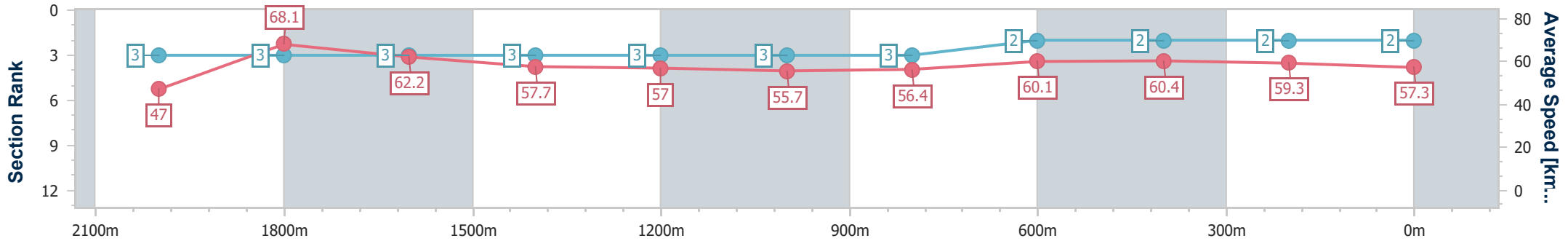
Race 1: @IPSWICHTURFCLUB Maiden Handicap - 2150m

26 November 2022 - 12:53

Track Rating: Soft 5, Weather: Fine, Rail Position: True Entire Course



Section	Overall	2000m	1800m	1600m	1400m	1200m	1000m	800m	600m	400m	200m
Section Times	2:13.11 [2] (0:11.48)	2:01.63 [3] (0:10.59)	1:51.04 [3] (0:11.60)	1:39.44 [3] (0:12.52)	1:26.92 [3] (0:12.62)	1:14.30 [3] (0:12.85)	1:01.45 [3] (0:12.77)	0:48.68 [3] (0:12.01)	0:36.67 [2] (0:11.95)	0:24.72 [2] (0:12.17)	0:12.55 [2] (0:12.55)
Average Speed [km/h]	47.0	68.1	62.2	57.7	57.0	55.7	56.4	60.1	60.4	59.3	57.3
Top Speed [km/h]	66.9	69.4	66.7	59.8	57.2	57.1	59.1	61.0	61.5	60.2	60.0
Avg. Dist. to Rail [m]	6.2	3.1	0.6	1.3	0.4	0.9	0.2	0.3	0.5	1.4	2.2
Avg. Stride Freq. [Hz]	2.3	2.4	2.3	2.1	2.1	2.1	2.1	2.2	2.2	2.2	2.2
Avg. Stride Length [m]	5.8	8.0	7.7	7.5	7.5	7.4	7.4	7.5	7.5	7.3	7.3



- [ ] Ranking at each section and finish
- .-.-.- No data available at this section
- NA No data available



Horse/Jockey Name	Idle Dice
Final Rank	3
Fastest Section Time (Section)	0:10.87 (2000m)
Top Speed [km/h] (Section)	67.2 (2000m)
Race State	Finished



### Ipswich QLD Professional

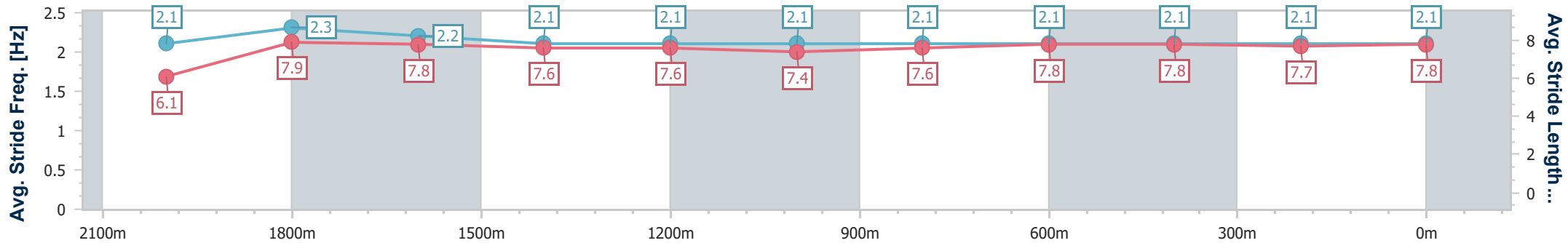
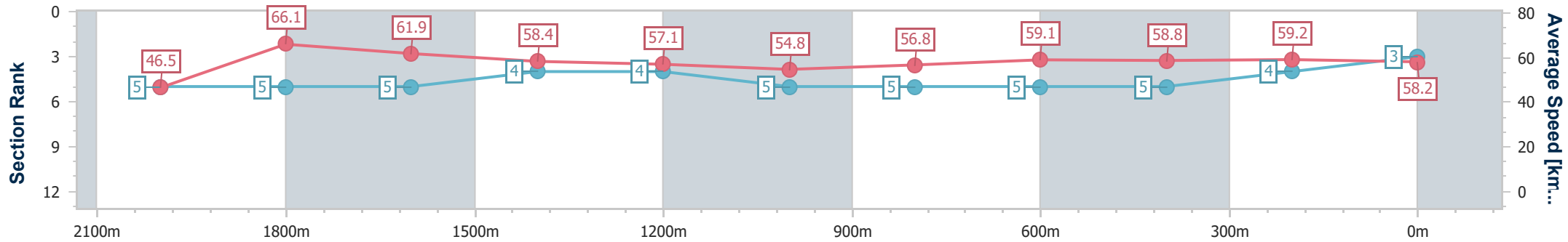
Race 1: @IPSWICHTURFCLUB Maiden Handicap - 2150m

26 November 2022 - 12:53

Track Rating: Soft 5, Weather: Fine, Rail Position: True Entire Course



Section	Overall	2000m	1800m	1600m	1400m	1200m	1000m	800m	600m	400m	200m
Section Times	2:13.72 [3] (0:11.62)	2:02.10 [5] (0:10.87)	1:51.23 [5] (0:11.59)	1:39.64 [5] (0:12.34)	1:27.30 [4] (0:12.58)	1:14.72 [4] (0:13.11)	1:01.61 [5] (0:12.68)	0:48.93 [5] (0:12.17)	0:36.76 [5] (0:12.23)	0:24.53 [5] (0:12.16)	0:12.37 [4] (0:12.37)
Average Speed [km/h]	46.5	66.1	61.9	58.4	57.1	54.8	56.8	59.1	58.8	59.2	58.2
Top Speed [km/h]	65.2	67.2	65.1	60.0	58.3	55.8	58.3	59.7	59.3	60.1	59.8
Avg. Dist. to Rail [m]	3.7	1.2	0.4	0.2	0.2	0.3	0.1	0.3	0.5	0.8	1.8
Avg. Stride Freq. [Hz]	2.1	2.3	2.2	2.1	2.1	2.1	2.1	2.1	2.1	2.1	2.1
Avg. Stride Length [m]	6.1	7.9	7.8	7.6	7.6	7.4	7.6	7.8	7.8	7.7	7.8



- [ ] Ranking at each section and finish
- .-.-.- No data available at this section
- NA No data available



Horse/Jockey Name	Royal Rift
Final Rank	4
Fastest Section Time (Section)	0:10.94 (2000m)
Top Speed [km/h] (Section)	67.1 (2000m)
Race State	Finished



Ipswich QLD Professional

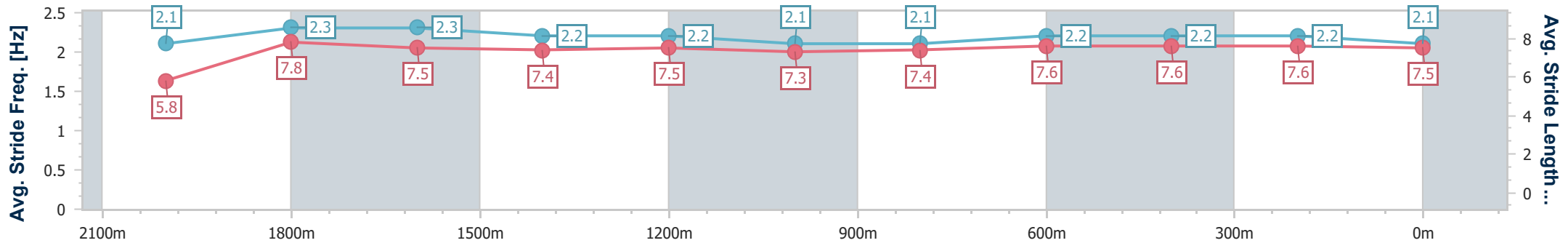
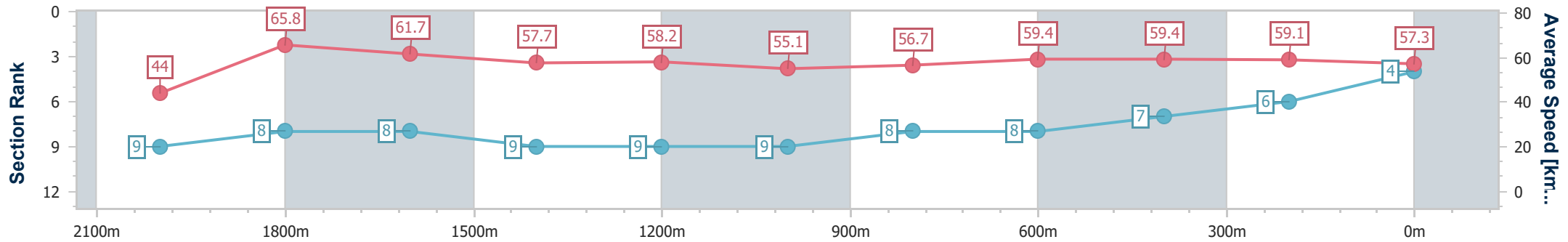
Race 1: @IPSWICHTURFCLUB Maiden Handicap - 2150m

26 November 2022 - 12:53

Track Rating: Soft 5, Weather: Fine, Rail Position: True Entire Course



Section	Overall	2000m	1800m	1600m	1400m	1200m	1000m	800m	600m	400m	200m
Section Times	2:14.18 [4] (0:12.32)	2:01.86 [9] (0:10.94)	1:50.92 [8] (0:11.68)	1:39.24 [8] (0:12.47)	1:26.77 [9] (0:12.25)	1:14.52 [9] (0:12.93)	1:01.59 [9] (0:12.66)	0:48.93 [8] (0:12.10)	0:36.83 [8] (0:12.11)	0:24.72 [7] (0:12.17)	0:12.55 [6] (0:12.55)
Average Speed [km/h]	44.0	65.8	61.7	57.7	58.2	55.1	56.7	59.4	59.4	59.1	57.3
Top Speed [km/h]	63.6	67.1	64.6	59.8	59.3	57.8	58.6	60.2	61.0	59.4	59.0
Avg. Dist. to Rail [m]	9.8	2.7	0.6	0.8	2.2	2.4	1.1	0.3	0.3	0.5	1.1
Avg. Stride Freq. [Hz]	2.1	2.3	2.3	2.2	2.2	2.1	2.1	2.2	2.2	2.2	2.1
Avg. Stride Length [m]	5.8	7.8	7.5	7.4	7.5	7.3	7.4	7.6	7.6	7.6	7.5



- [ ] Ranking at each section and finish
- .-.- No data available at this section
- NA No data available



Horse/Jockey Name	Willnotquit
Final Rank	5
Fastest Section Time (Section)	0:10.56 (2000m)
Top Speed [km/h] (Section)	69.1 (2000m)
Race State	Finished



### Ipswich QLD Professional

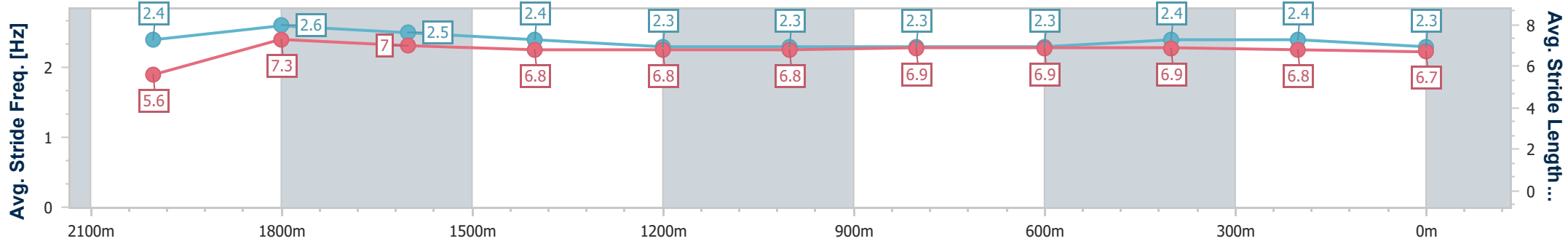
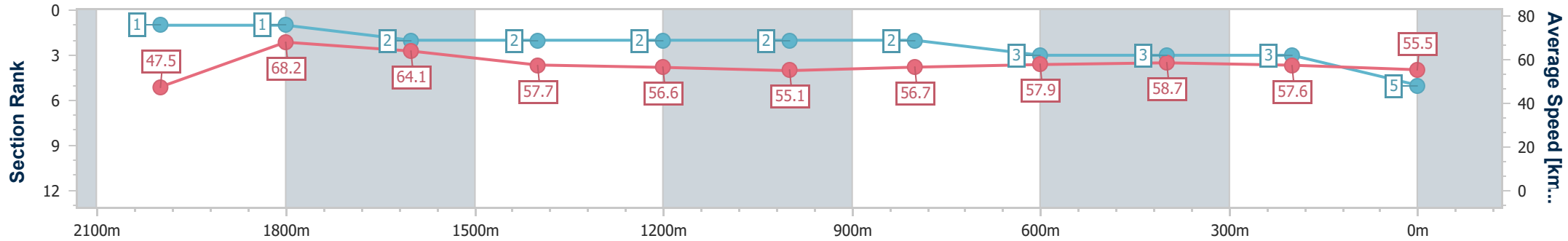
Race 1: @IPSWICHTURFCLUB Maiden Handicap - 2150m

26 November 2022 - 12:53

Track Rating: Soft 5, Weather: Fine, Rail Position: True Entire Course



Section	Overall	2000m	1800m	1600m	1400m	1200m	1000m	800m	600m	400m	200m		
Section Times	2:14.35 [5] (0:11.39)	2:02.96 [1] (0:10.56)	1:52.40 [1] (0:11.47)	1:40.93 [2] (0:12.53)	1:28.40 [2] (0:12.70)	1:15.70 [2] (0:12.93)	1:02.77 [2] (0:12.68)	0:50.09 [2] (0:12.40)	0:37.69 [3] (0:12.24)	0:25.45 [3] (0:12.48)	0:12.97 [3] (0:12.97)		
Average Speed [km/h]	47.5	68.2	64.1	57.7	56.6	55.1	56.7	57.9	58.7	57.6	55.5		
Top Speed [km/h]	65.8	69.1	68.6	59.3	57.7	55.9	57.8	59.8	60.4	58.6	57.9		
Avg. Dist. to Rail [m]	10.5	6.1	3.1	2.0	0.9	2.3	1.1	0.6	0.5	0.4	0.2		
Avg. Stride Freq. [Hz]	2.4	2.6	2.5	2.4	2.3	2.3	2.3	2.3	2.4	2.4	2.3		
Avg. Stride Length [m]	5.6	7.3	7.0	6.8	6.8	6.8	6.9	6.9	6.9	6.8	6.7		



- [ ] Ranking at each section and finish
- .-.- No data available at this section
- NA No data available



Horse/Jockey Name	Slick Heels
Final Rank	6
Fastest Section Time (Section)	0:10.81 (2000m)
Top Speed [km/h] (Section)	67.8 (2000m)
Race State	Finished



### Ipswich QLD Professional

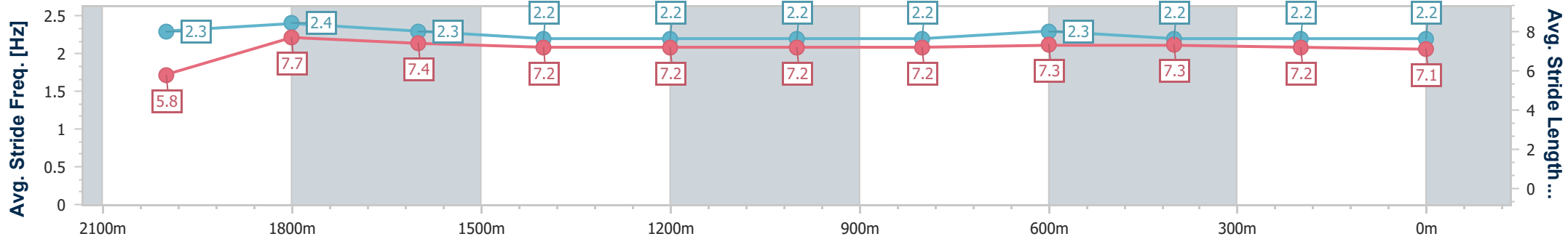
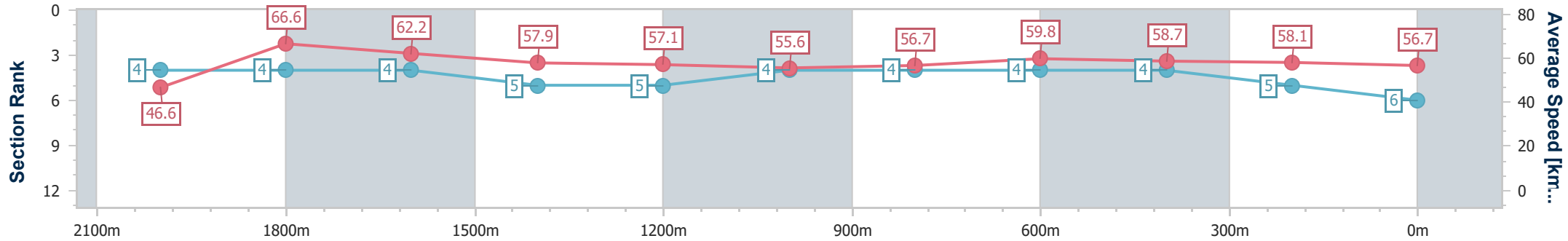
Race 1: @IPSWICHTURFCLUB Maiden Handicap - 2150m

26 November 2022 - 12:53

Track Rating: Soft 5, Weather: Fine, Rail Position: True Entire Course



Section	Overall	2000m	1800m	1600m	1400m	1200m	1000m	800m	600m	400m	200m
Section Times	2:14.35 [6] (0:11.59)	2:02.76 [4] (0:10.81)	1:51.95 [4] (0:11.65)	1:40.30 [4] (0:12.46)	1:27.84 [5] (0:12.61)	1:15.23 [5] (0:12.95)	1:02.28 [4] (0:12.71)	0:49.57 [4] (0:12.09)	0:37.48 [4] (0:12.29)	0:25.19 [4] (0:12.51)	0:12.68 [5] (0:12.68)
Average Speed [km/h]	46.6	66.6	62.2	57.9	57.1	55.6	56.7	59.8	58.7	58.1	56.7
Top Speed [km/h]	66.0	67.8	66.5	60.7	57.6	57.0	58.3	60.3	59.5	58.9	57.9
Avg. Dist. to Rail [m]	4.9	2.8	1.0	1.1	0.2	0.1	0.7	0.7	1.2	2.8	3.5
Avg. Stride Freq. [Hz]	2.3	2.4	2.3	2.2	2.2	2.2	2.2	2.3	2.2	2.2	2.2
Avg. Stride Length [m]	5.8	7.7	7.4	7.2	7.2	7.2	7.2	7.3	7.3	7.2	7.1



- [ ] Ranking at each section and finish
- .-.- No data available at this section
- NA No data available





Horse/Jockey Name	Burn The Boats
Final Rank	7
Fastest Section Time (Section)	0:11.09 (2000m)
Top Speed [km/h] (Section)	66.1 (2000m)
Race State	Finished



Ipswich QLD Professional

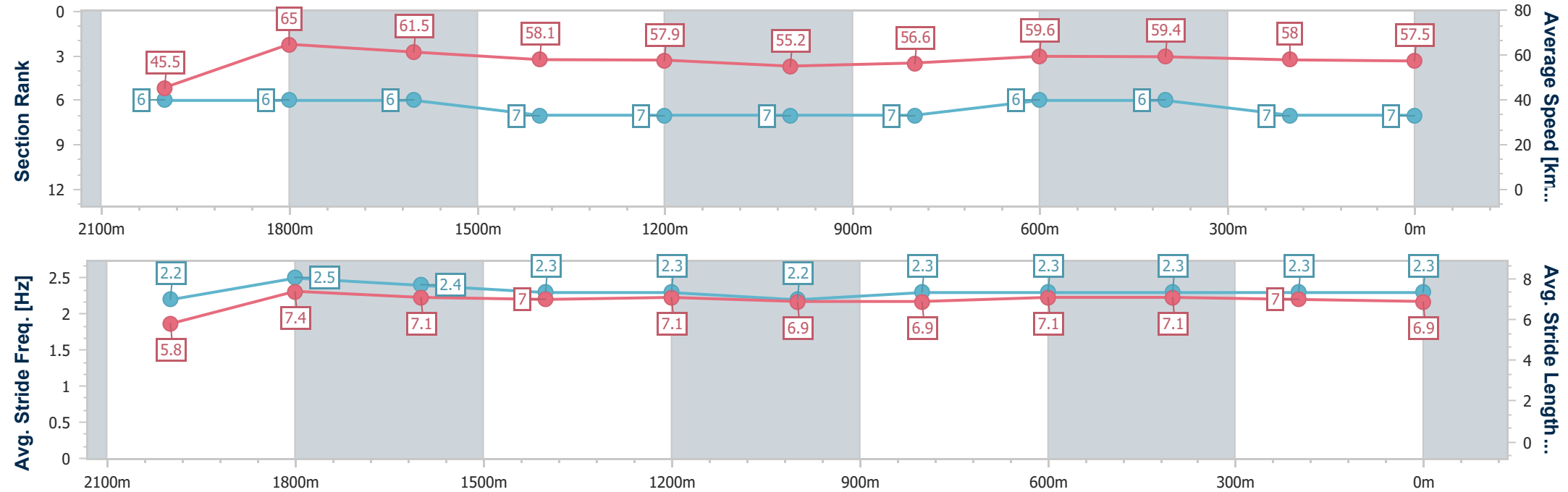
Race 1: @IPSWICHTURFCLUB Maiden Handicap - 2150m

26 November 2022 - 12:53

Track Rating: Soft 5, Weather: Fine, Rail Position: True Entire Course



Section	Overall	2000m	1800m	1600m	1400m	1200m	1000m	800m	600m	400m	200m
Section Times	2:14.38 [7] (0:11.86)	2:02.52 [6] (0:11.09)	1:51.43 [6] (0:11.73)	1:39.70 [6] (0:12.40)	1:27.30 [7] (0:12.35)	1:14.95 [7] (0:12.95)	1:02.00 [7] (0:12.70)	0:49.30 [7] (0:12.07)	0:37.23 [6] (0:12.20)	0:25.03 [6] (0:12.51)	0:12.52 [7] (0:12.52)
Average Speed [km/h]	45.5	65.0	61.5	58.1	57.9	55.2	56.6	59.6	59.4	58.0	57.5
Top Speed [km/h]	61.7	66.1	64.4	59.5	58.6	56.6	58.1	60.3	60.0	59.1	58.2
Avg. Dist. to Rail [m]	5.7	1.4	0.3	0.4	1.4	1.4	0.7	0.4	1.2	3.4	5.6
Avg. Stride Freq. [Hz]	2.2	2.5	2.4	2.3	2.3	2.2	2.3	2.3	2.3	2.3	2.3
Avg. Stride Length [m]	5.8	7.4	7.1	7.0	7.1	6.9	6.9	7.1	7.1	7.0	6.9



- [ ] Ranking at each section and finish
- .-.- No data available at this section
- NA No data available



Horse/Jockey Name	Barta Lines
Final Rank	8
Fastest Section Time (Section)	0:11.46 (2000m)
Top Speed [km/h] (Section)	65.2 (1800m)
Race State	Finished



Ipswich QLD Professional

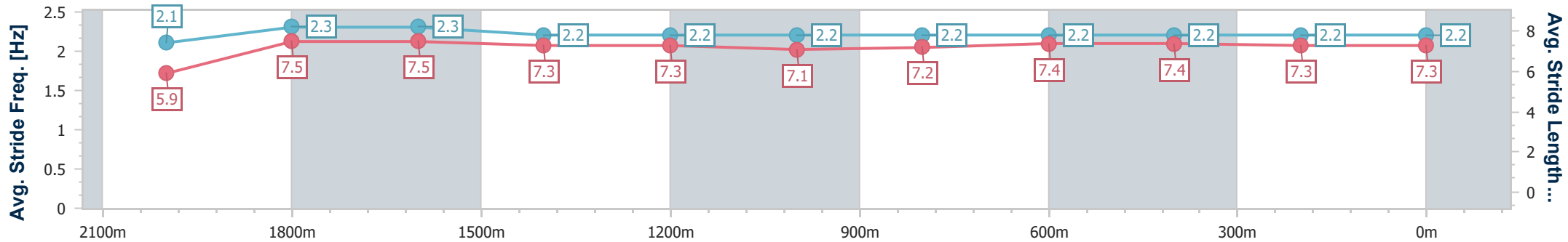
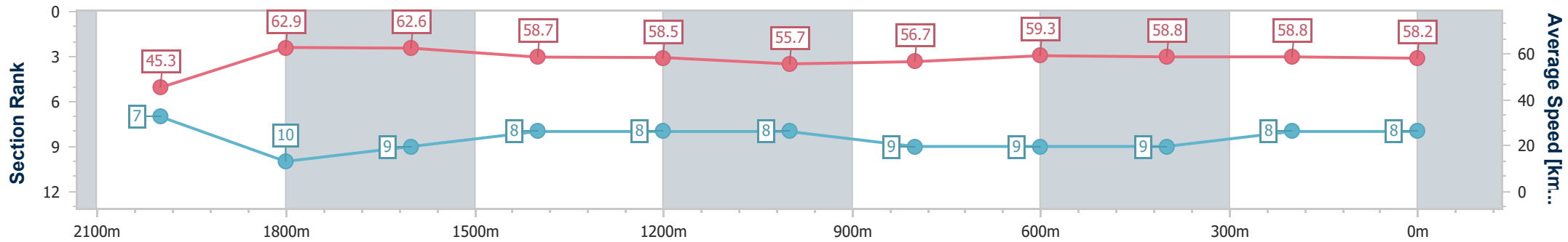
Race 1: @IPSWICHTURFCLUB Maiden Handicap - 2150m

26 November 2022 - 12:53

Track Rating: Soft 5, Weather: Fine, Rail Position: True Entire Course



Section	Overall	2000m	1800m	1600m	1400m	1200m	1000m	800m	600m	400m	200m		
Section Times	2:14.40 [8] (0:11.91)	2:02.49 [7] (0:11.46)	1:51.03 [10] (0:11.57)	1:39.46 [9] (0:12.34)	1:27.12 [8] (0:12.33)	1:14.79 [8] (0:12.95)	1:01.84 [8] (0:12.72)	0:49.12 [9] (0:12.18)	0:36.94 [9] (0:12.28)	0:24.66 [9] (0:12.29)	0:12.37 [8] (0:12.37)		
Average Speed [km/h]	45.3	62.9	62.6	58.7	58.5	55.7	56.7	59.3	58.8	58.8	58.2		
Top Speed [km/h]	60.5	64.6	65.2	60.2	59.4	57.7	58.9	59.8	59.5	59.9	59.8		
Avg. Dist. to Rail [m]	8.8	3.5	1.3	2.1	0.7	0.4	0.5	0.8	0.9	1.8	2.7		
Avg. Stride Freq. [Hz]	2.1	2.3	2.3	2.2	2.2	2.2	2.2	2.2	2.2	2.2	2.2		
Avg. Stride Length [m]	5.9	7.5	7.5	7.3	7.3	7.1	7.2	7.4	7.4	7.3	7.3		



- [ ] Ranking at each section and finish
- .-.- No data available at this section
- NA No data available



Horse/Jockey Name	Zoe's Joey
Final Rank	9
Fastest Section Time (Section)	0:10.95 (2000m)
Top Speed [km/h] (Section)	67.8 (2000m)
Race State	Finished



### Ipswich QLD Professional

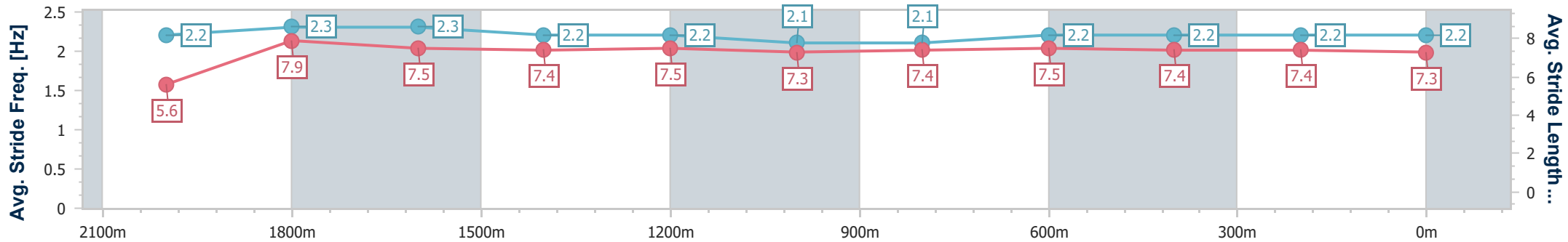
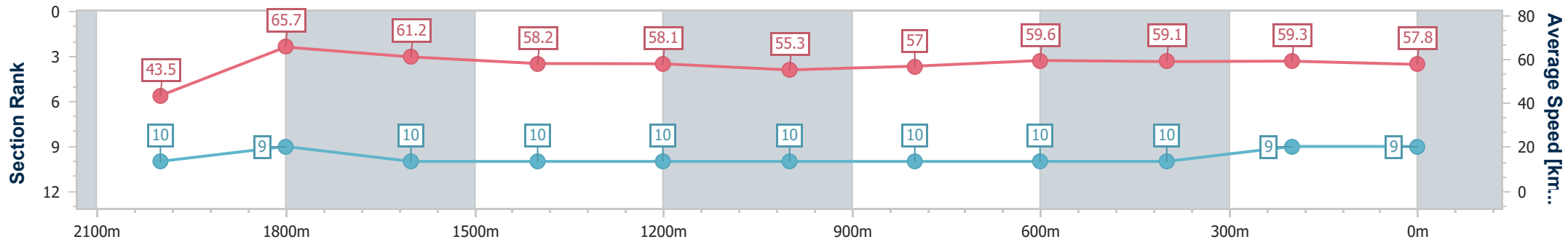
Race 1: @IPSWICHTURFCLUB Maiden Handicap - 2150m

26 November 2022 - 12:53

Track Rating: Soft 5, Weather: Fine, Rail Position: True Entire Course



Section	Overall	2000m	1800m	1600m	1400m	1200m	1000m	800m	600m	400m	200m
Section Times	2:14.64 [9] (0:12.41)	2:02.23 [10] (0:10.95)	1:51.28 [9] (0:11.90)	1:39.38 [10] (0:12.39)	1:26.99 [10] (0:12.35)	1:14.64 [10] (0:12.94)	1:01.70 [10] (0:12.65)	0:49.05 [10] (0:12.15)	0:36.90 [10] (0:12.23)	0:24.67 [10] (0:12.22)	0:12.45 [9] (0:12.45)
Average Speed [km/h]	43.5	65.7	61.2	58.2	58.1	55.3	57.0	59.6	59.1	59.3	57.8
Top Speed [km/h]	63.8	67.8	67.7	60.1	59.6	57.4	60.5	60.9	60.1	60.4	59.4
Avg. Dist. to Rail [m]	11.5	4.1	1.6	0.9	1.0	1.5	0.3	1.9	1.0	2.0	2.4
Avg. Stride Freq. [Hz]	2.2	2.3	2.3	2.2	2.2	2.1	2.1	2.2	2.2	2.2	2.2
Avg. Stride Length [m]	5.6	7.9	7.5	7.4	7.5	7.3	7.4	7.5	7.4	7.4	7.3



- [ ] Ranking at each section and finish
- .-.- No data available at this section
- NA No data available



Horse/Jockey Name	Royal George
Final Rank	10
Fastest Section Time (Section)	0:11.23 (2000m)
Top Speed [km/h] (Section)	65.5 (1800m)
Race State	Finished



### Ipswich QLD Professional

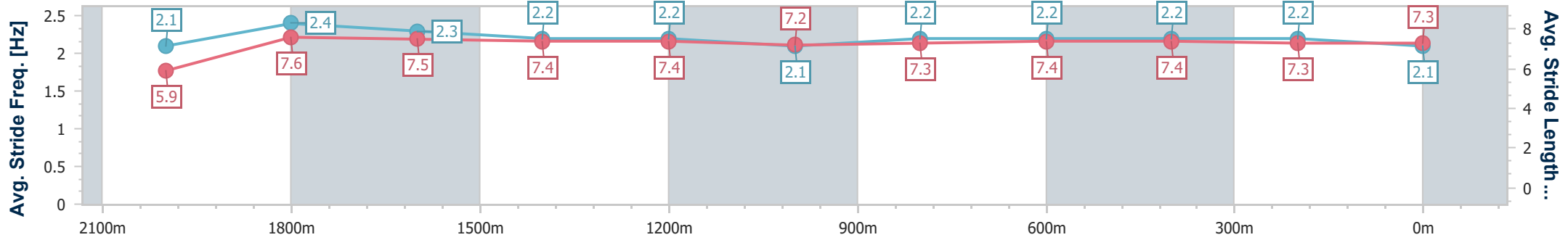
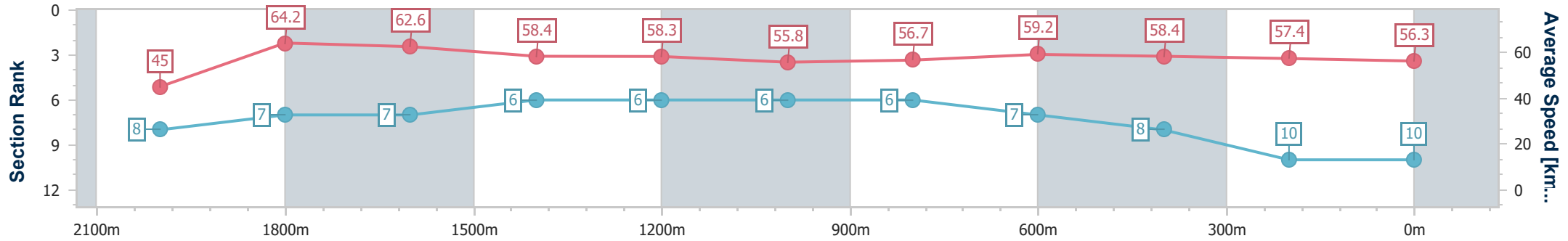
Race 1: @IPSWICHTURFCLUB Maiden Handicap - 2150m

26 November 2022 - 12:53

Track Rating: Soft 5, Weather: Fine, Rail Position: True Entire Course



Section	Overall	2000m	1800m	1600m	1400m	1200m	1000m	800m	600m	400m	200m		
Section Times	2:15.10 [10] (0:12.00)	2:03.10 [8] (0:11.23)	1:51.87 [7] (0:11.51)	1:40.36 [7] (0:12.33)	1:28.03 [6] (0:12.35)	1:15.68 [6] (0:12.88)	1:02.80 [6] (0:12.73)	0:50.07 [6] (0:12.19)	0:37.88 [7] (0:12.42)	0:25.46 [8] (0:12.68)	0:12.78 [10] (0:12.78)		
Average Speed [km/h]	45.0	64.2	62.6	58.4	58.3	55.8	56.7	59.2	58.4	57.4	56.3		
Top Speed [km/h]	61.6	64.9	65.5	60.0	59.2	57.3	58.1	59.8	59.3	58.4	58.3		
Avg. Dist. to Rail [m]	7.6	2.3	0.5	1.0	0.2	0.3	0.4	0.6	2.1	3.8	4.5		
Avg. Stride Freq. [Hz]	2.1	2.4	2.3	2.2	2.2	2.1	2.2	2.2	2.2	2.2	2.1		
Avg. Stride Length [m]	5.9	7.6	7.5	7.4	7.4	7.2	7.3	7.4	7.4	7.3	7.3		



- [ ] Ranking at each section and finish
- .-.- No data available at this section
- NA No data available