



**Toowoomba QLD Professional**  
**Race 1: EASTCOAST CONCRETE CONTRACTORS BENCHMARK 60**  
**Handicap - 1300m**  
**26 November 2022 - 17:04**



Track Rating: Good 4, Weather: Fine, Rail Position: True Entire Course

Section		Overall	1200m	1000m	800m	600m	400m	Last 600m				
Field Times		1:19.05 (0:08.20)	1:10.85 (0:11.12)	0:59.73 (0:11.77)	0:47.96 (0:12.16)	0:35.80 (0:12.28)	0:23.52 (0:11.75)	0:35.80				
Rank	TAB Horse/Jockey	Barrier	Top Speed [km/h]	Fastest Section	Distance Travelled [m]							
1	9 LUCKY BEAN Madeleine Wishart	12	68.0	0:08.53	1:19.05 [1] (0:08.53)	1:10.52 [5] (0:10.99)	0:59.53 [2] (0:11.76)	0:47.77 [2] (0:12.01)	0:35.76 [2] (0:12.26)	0:23.50 [1] (0:11.73)	0:35.76	
2	7 NEW YORK GAL Nick Keal	7	66.4	0:08.42	1:19.32 [2] (0:08.42)	1:10.90 [4] (0:11.22)	0:59.68 [4] (0:11.73)	0:47.95 [4] (0:11.94)	0:36.01 [5] (0:12.22)	0:23.79 [4] (0:11.98)	0:36.01	-7
3	12 LATIN LYRIC Tessa Townsend	13	64.6	0:08.67	1:19.58 [3] (0:08.67)	1:10.91 [7] (0:11.47)	0:59.44 [10] (0:11.78)	0:47.66 [10] (0:12.01)	0:35.65 [11] (0:12.27)	0:23.38 [9] (0:11.81)	0:35.65	+11
4	10 RIP CITY Nathan Evans	3	66.7	0:08.41	1:19.64 [4] (0:08.41)	1:11.23 [3] (0:11.29)	0:59.94 [3] (0:11.77)	0:48.17 [3] (0:11.98)	0:36.19 [3] (0:12.21)	0:23.98 [3] (0:12.01)	0:36.19	+1
5	13 KOHIKO Montanna Savva	11	65.3	0:08.87	1:19.72 [5] (0:08.87)	1:10.85 [12] (0:11.38)	0:59.47 [11] (0:11.67)	0:47.80 [11] (0:11.93)	0:35.87 [9] (0:12.22)	0:23.65 [6] (0:11.86)	0:35.87	-2
6	4 PICCANNINI Stephanie Lacy	9	66.9	0:08.20	1:19.81 [6] (0:08.20)	1:11.61 [1] (0:11.12)	1:00.49 [1] (0:11.77)	0:48.72 [1] (0:12.16)	0:36.56 [1] (0:12.36)	0:24.20 [2] (0:11.95)	0:36.56	+1
6	8 SISYPHEAN Emma MacPherson	1	65.6	0:08.36	1:19.81 [6] (0:08.36)	1:11.45 [2] (0:11.36)	1:00.09 [5] (0:11.88)	0:48.21 [6] (0:12.02)	0:36.19 [6] (0:12.40)	0:23.79 [8] (0:11.77)	0:36.19	+1
8	2 SILESIAN Danny Peisley	2	63.9	0:08.57	1:19.93 [8] (0:08.57)	1:11.36 [6] (0:11.45)	0:59.91 [8] (0:11.75)	0:48.16 [9] (0:11.91)	0:36.25 [8] (0:12.46)	0:23.79 [11] (0:11.84)	0:36.25	-1
9	1 TEA LEAVES Michael Murphy	8	66.9	0:08.66	1:20.20 [9] (0:08.66)	1:11.54 [8] (0:11.24)	1:00.30 [7] (0:11.74)	0:48.56 [7] (0:12.04)	0:36.52 [7] (0:12.36)	0:24.16 [7] (0:11.93)	0:36.52	+7
10	11 WITCH DAY Nathan Fazackerley	17	66.1	0:08.82	1:20.31 [10] (0:08.82)	1:11.49 [10] (0:11.27)	1:00.22 [9] (0:11.68)	0:48.54 [8] (0:12.11)	0:36.43 [10] (0:12.45)	0:23.98 [12] (0:11.93)	0:36.43	+9

Scratched: Best To Hurry (#5), Hot Profit (#6), Beekay (#15), Miss Juvenile (#16), Jumeirah Triangle (#17)

[ ] Ranking at each section and finish  
 -:-:- No data available at this section  
 NA No data available

SCN Saddle cloth number  
 DNF Did not finish  
 DNT Did not track



**Toowoomba QLD Professional**  
**Race 1: EASTCOAST CONCRETE CONTRACTORS BENCHMARK 60**  
**Handicap - 1300m**  
**26 November 2022 - 17:04**



Track Rating: Good 4, Weather: Fine, Rail Position: True Entire Course

Section	Overall	1200m	1000m	800m	600m	400m	Last 600m
Field Times	1:19.05 (0:08.20)	1:10.85 (0:11.12)	0:59.73 (0:11.77)	0:47.96 (0:12.16)	0:35.80 (0:12.28)	0:23.52 (0:11.75)	0:35.80

Rank	TAB	Horse/Jockey	Barrier	Top Speed [km/h]	Fastest Section	Overall	1200m	1000m	800m	600m	400m	Last 600m	Distance Travelled [m]
11	3	<b>GRANDIOSO</b> Gary Geran	10	64.7	0:08.85	1:20.33 [11] (0:08.85)	1:11.48 [11] (0:11.51)	0:59.97 [12] (0:11.85)	0:48.12 [12] (0:11.93)	0:36.19 [12] (0:12.12)	0:24.07 [10] (0:11.99)	0:36.19	-1
12	14	<b>EXTASSY</b> Cecily Eaton	16	66.8	0:08.77	1:21.47 [12] (0:08.77)	1:12.70 [9] (0:11.15)	1:01.55 [6] (0:11.65)	0:49.90 [5] (0:11.89)	0:38.01 [4] (0:12.58)	0:25.43 [5] (0:12.43)	0:38.01	+1

Scratched: Best To Hurry (#5), Hot Profit (#6), Beekay (#15), Miss Juvenile (#16), Jumeirah Triangle (#17)



**Toowoomba QLD Professional**  
**Race 1: EASTCOAST CONCRETE CONTRACTORS BENCHMARK 60**  
**Handicap - 1300m**  
**26 November 2022 - 17:04**



Track Rating: Good 4, Weather: Fine, Rail Position: True Entire Course

Section				200m		Last 600m	
Field Times				0:11.77 (0:11.77)		0:35.80	
Rank	TAB	Horse/Jockey	Barrier	Top Speed [km/h]	Fastest Section		Distance Travelled [m]
1	9	<b>LUCKY BEAN</b> Madeleine Wishart	12	68.0 1200m	0:08.53 Overall	0:11.77 [1] (0:11.77)	0:35.76
2	7	<b>NEW YORK GAL</b> Nick Keal	7	66.4 1200m	0:08.42 Overall	0:11.81 [4] (0:11.81)	0:36.01 -7
3	12	<b>LATIN LYRIC</b> Tessa Townsend	13	64.6 1200m	0:08.67 Overall	0:11.57 [7] (0:11.57)	0:35.65 +11
4	10	<b>RIP CITY</b> Nathan Evans	3	66.7 1200m	0:08.41 Overall	0:11.97 [3] (0:11.97)	0:36.19 +1
5	13	<b>KOHIKO</b> Montanna Savva	11	65.3 1200m	0:08.87 Overall	0:11.79 [6] (0:11.79)	0:35.87 -2
6	4	<b>PICCANNINI</b> Stephanie Lacy	9	66.9 1200m	0:08.20 Overall	0:12.25 [2] (0:12.25)	0:36.56 +1
6	8	<b>SISYPHEAN</b> Emma MacPherson	1	65.6 1200m	0:08.36 Overall	0:12.02 [5] (0:12.02)	0:36.19 +1
8	2	<b>SILESIAN</b> Danny Peisley	2	63.9 1200m	0:08.57 Overall	0:11.95 [9] (0:11.95)	0:36.25 -1
9	1	<b>TEA LEAVES</b> Michael Murphy	8	66.9 1200m	0:08.66 Overall	0:12.23 [8] (0:12.23)	0:36.52 +7
10	11	<b>WITCH DAY</b> Nathan Fazackerley	17	66.1 1200m	0:08.82 Overall	0:12.05 [11] (0:12.05)	0:36.43 +9

Scratched: Best To Hurry (#5), Hot Profit (#6), Beekay (#15), Miss Juvenile (#16), Jumeirah Triangle (#17)

Report Created: Sat 26 November 2022 17:56 GMT (Note: Timing is based on position data)

Page 3/16

[ ] Ranking at each section and finish  
 -:-:- No data available at this section  
 NA No data available  
 SCN Saddle cloth number  
 DNF Did not finish  
 DNT Did not track

data processed by TRIPLESDATA



**Toowoomba QLD Professional**  
**Race 1: EASTCOAST CONCRETE CONTRACTORS BENCHMARK 60**  
**Handicap - 1300m**  
**26 November 2022 - 17:04**



Track Rating: Good 4, Weather: Fine, Rail Position: True Entire Course

Section				200m				Last 600m	
Field Times				0:11.77 (0:11.77)				0:35.80	
Rank	TAB	Horse/Jockey	Barrier	Top Speed [km/h]	Fastest Section				Distance Travelled [m]
11	3	<b>GRANDIOSO</b>	10	64.7	0:08.85	0:12.08 [10]		0:36.19	-1
		Gary Geran		1200m	Overall	(0:12.08)			
12	14	<b>EXTASSY</b>	16	66.8	0:08.77	0:13.00 [12]		0:38.01	+1
		Cecily Eaton		1200m	Overall	(0:13.00)			

Scratched: Best To Hurry (#5), Hot Profit (#6), Beekay (#15), Miss Juvenile (#16), Jumeirah Triangle (#17)

[ ] Ranking at each section and finish  
 -:-:-:- No data available at this section  
 NA No data available

SCN Saddle cloth number  
 DNF Did not finish  
 DNT Did not track



Horse/Jockey Name	Lucky Bean
Final Rank	1
Fastest Section Time (Section)	0:08.53 (Overall)
Top Speed [km/h] (Section)	68.0 (1200m)
Race State	Finished



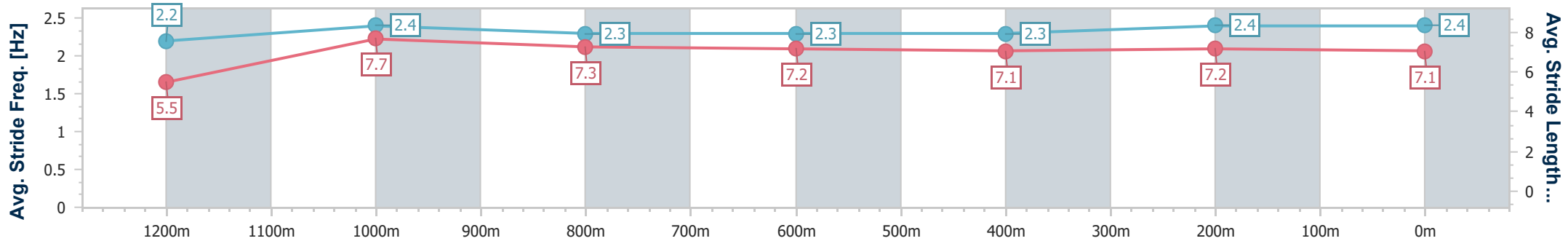
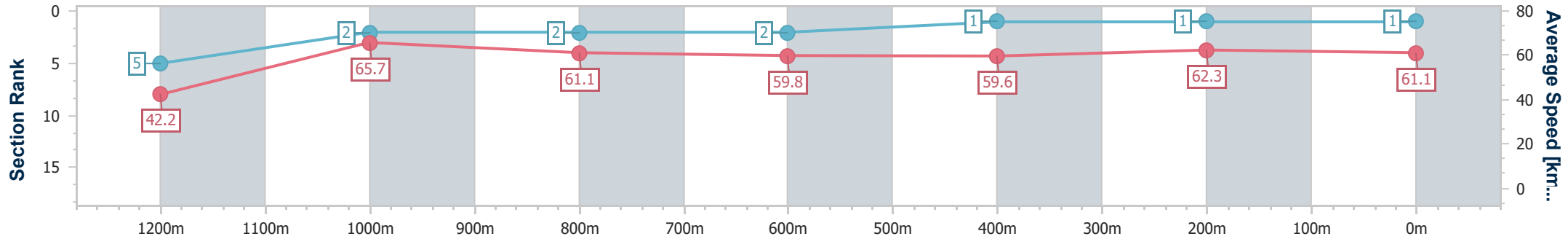
Toowoomba QLD Professional  
Race 1: EASTCOAST CONCRETE CONTRACTORS  
BENCHMARK 60 Handicap - 1300m



26 November 2022 - 17:04

Track Rating: Good 4, Weather: Fine, Rail Position: True Entire Course

Section	Overall	1200m	1000m	800m	600m	400m	200m
Section Times	1:19.05 [1] (0:08.53)	1:10.52 [5] (0:10.99)	0:59.53 [2] (0:11.76)	0:47.77 [2] (0:12.01)	0:35.76 [2] (0:12.26)	0:23.50 [1] (0:11.73)	0:11.77 [1] (0:11.77)
Average Speed [km/h]	42.2	65.7	61.1	59.8	59.6	62.3	61.1
Top Speed [km/h]	62.6	68.0	63.3	60.5	61.0	63.2	63.0
Avg. Dist. to Rail [m]	6.3	1.4	0.4	0.9	2.9	3.6	1.2
Avg. Stride Freq. [Hz]	2.2	2.4	2.3	2.3	2.3	2.4	2.4
Avg. Stride Length [m]	5.5	7.7	7.3	7.2	7.1	7.2	7.1



- [ ] Ranking at each section and finish
- .-.- No data available at this section
- NA No data available



Horse/Jockey Name	New York Gal
Final Rank	2
Fastest Section Time (Section)	0:08.42 (Overall)
Top Speed [km/h] (Section)	66.4 (1200m)
Race State	Finished



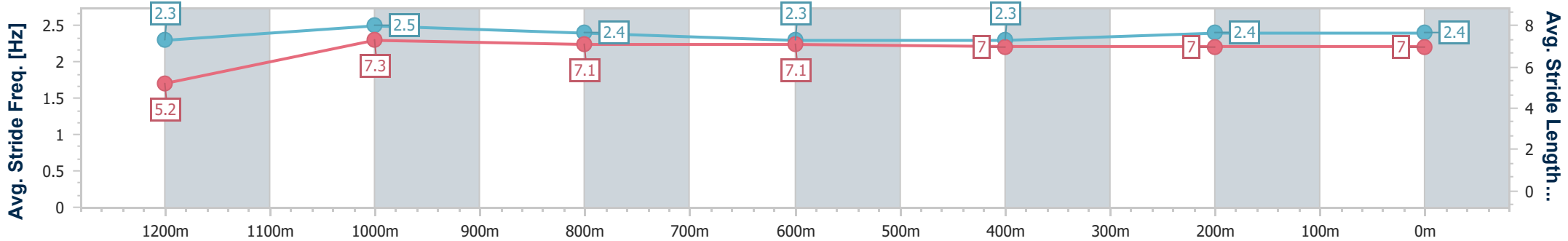
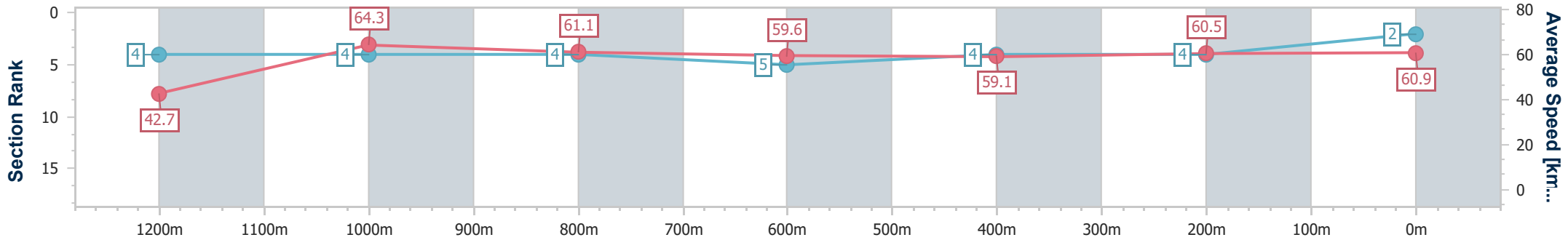
Toowoomba QLD Professional  
 Race 1: EASTCOAST CONCRETE CONTRACTORS  
 BENCHMARK 60 Handicap - 1300m



26 November 2022 - 17:04

Track Rating: Good 4, Weather: Fine, Rail Position: True Entire Course

Section	Overall	1200m	1000m	800m	600m	400m	200m
Section Times	1:19.32 [2] (0:08.42)	1:10.90 [4] (0:11.22)	0:59.68 [4] (0:11.73)	0:47.95 [4] (0:11.94)	0:36.01 [5] (0:12.22)	0:23.79 [4] (0:11.98)	0:11.81 [4] (0:11.81)
Average Speed [km/h]	42.7	64.3	61.1	59.6	59.1	60.5	60.9
Top Speed [km/h]	64.6	66.4	64.0	60.5	60.1	62.3	62.2
Avg. Dist. to Rail [m]	5.8	1.6	1.1	2.4	1.1	2.6	4.2
Avg. Stride Freq. [Hz]	2.3	2.5	2.4	2.3	2.3	2.4	2.4
Avg. Stride Length [m]	5.2	7.3	7.1	7.1	7.0	7.0	7.0



- [ ] Ranking at each section and finish
- .-.- No data available at this section
- NA No data available



Horse/Jockey Name	Latin Lyric
Final Rank	3
Fastest Section Time (Section)	0:08.67 (Overall)
Top Speed [km/h] (Section)	64.6 (1200m)
Race State	Finished



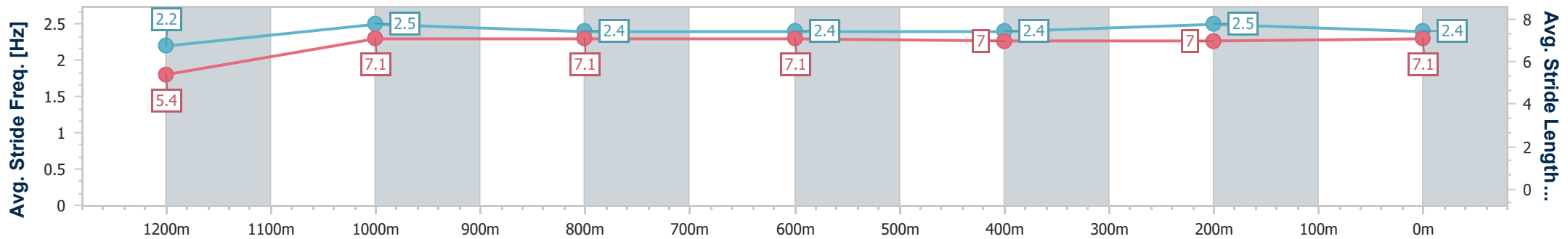
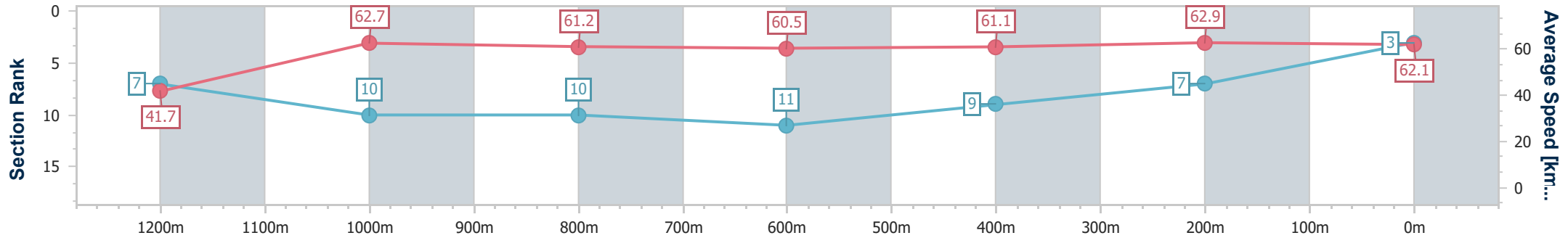
Toowoomba QLD Professional  
Race 1: EASTCOAST CONCRETE CONTRACTORS  
BENCHMARK 60 Handicap - 1300m



26 November 2022 - 17:04

Track Rating: Good 4, Weather: Fine, Rail Position: True Entire Course

Section	Overall	1200m	1000m	800m	600m	400m	200m
Section Times	1:19.58 [3] (0:08.67)	1:10.91 [7] (0:11.47)	0:59.44 [10] (0:11.78)	0:47.66 [10] (0:12.01)	0:35.65 [11] (0:12.27)	0:23.38 [9] (0:11.81)	0:11.57 [7] (0:11.57)
Average Speed [km/h]	41.7	62.7	61.2	60.5	61.1	62.9	62.1
Top Speed [km/h]	58.7	64.6	62.4	61.9	62.3	64.6	64.0
Avg. Dist. to Rail [m]	2.7	1.3	0.5	3.1	7.3	8.6	6.7
Avg. Stride Freq. [Hz]	2.2	2.5	2.4	2.4	2.4	2.5	2.4
Avg. Stride Length [m]	5.4	7.1	7.1	7.1	7.0	7.0	7.1



- [ ] Ranking at each section and finish
- .-.- No data available at this section
- NA No data available



Horse/Jockey Name	Rip City
Final Rank	4
Fastest Section Time (Section)	0:08.41 (Overall)
Top Speed [km/h] (Section)	66.7 (1200m)
Race State	Finished



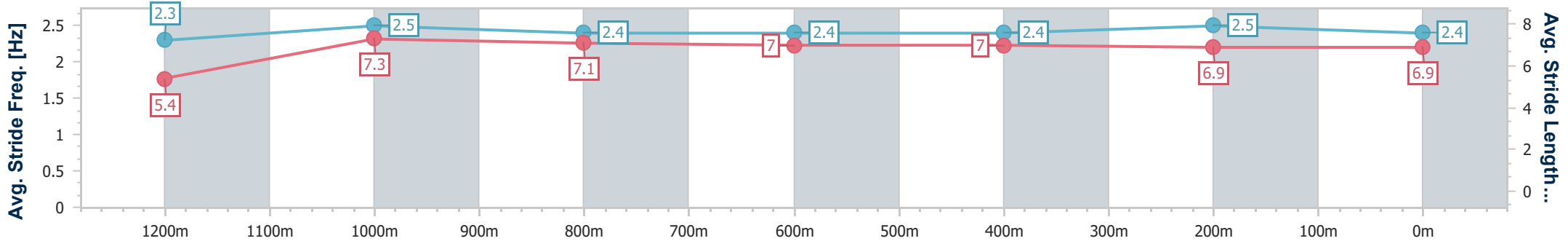
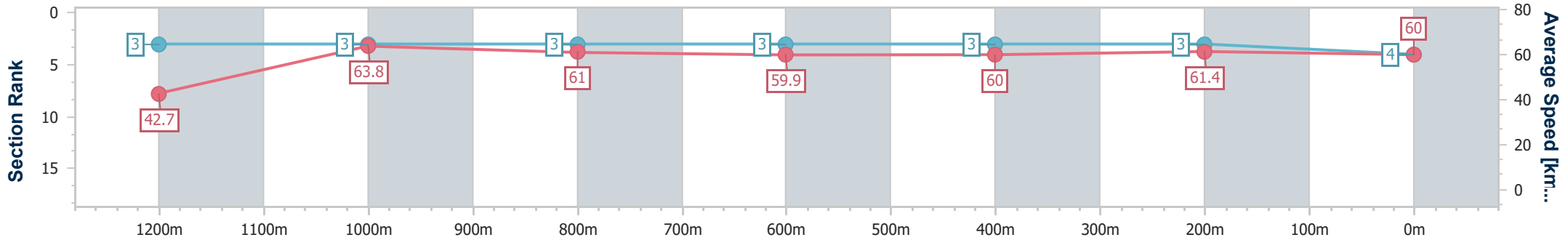
Toowoomba QLD Professional  
 Race 1: EASTCOAST CONCRETE CONTRACTORS  
 BENCHMARK 60 Handicap - 1300m



26 November 2022 - 17:04

Track Rating: Good 4, Weather: Fine, Rail Position: True Entire Course

Section	Overall	1200m	1000m	800m	600m	400m	200m
Section Times	1:19.64 [4] (0:08.41)	1:11.23 [3] (0:11.29)	0:59.94 [3] (0:11.77)	0:48.17 [3] (0:11.98)	0:36.19 [3] (0:12.21)	0:23.98 [3] (0:12.01)	0:11.97 [3] (0:11.97)
Average Speed [km/h]	42.7	63.8	61.0	59.9	60.0	61.4	60.0
Top Speed [km/h]	59.6	66.7	62.7	62.1	61.5	62.4	62.5
Avg. Dist. to Rail [m]	1.2	0.9	1.0	0.8	3.2	5.9	4.3
Avg. Stride Freq. [Hz]	2.3	2.5	2.4	2.4	2.4	2.5	2.4
Avg. Stride Length [m]	5.4	7.3	7.1	7.0	7.0	6.9	6.9



- [ ] Ranking at each section and finish
- .-.- No data available at this section
- NA No data available





Horse/Jockey Name	Kohiko
Final Rank	5
Fastest Section Time (Section)	0:08.87 (Overall)
Top Speed [km/h] (Section)	65.3 (1200m)
Race State	Finished



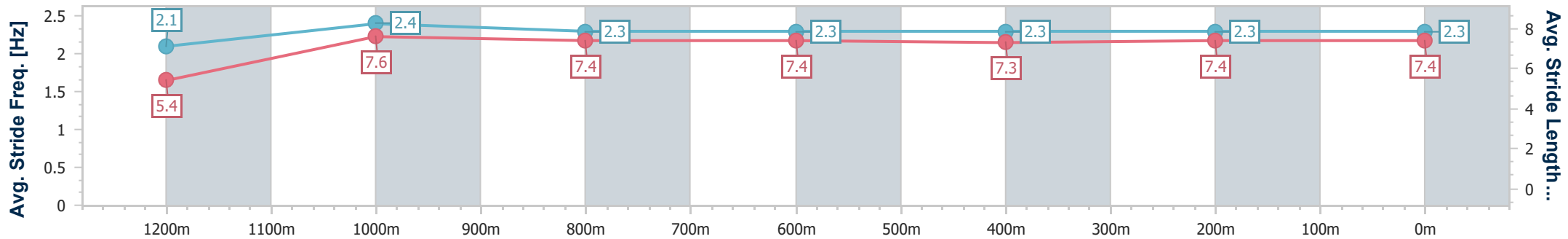
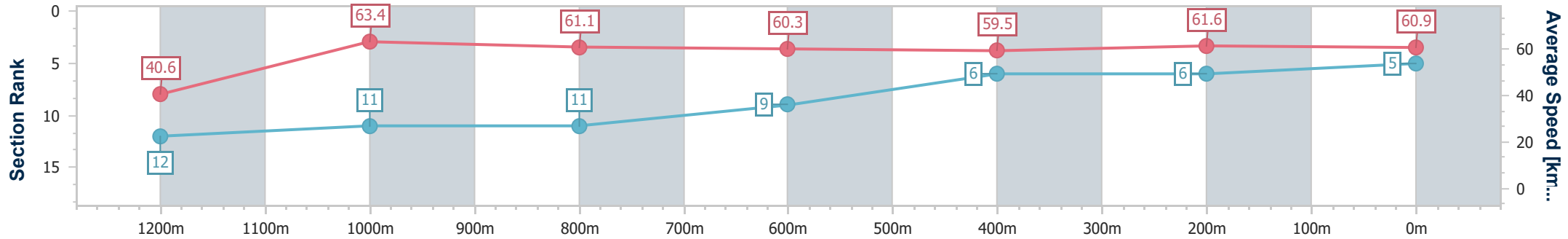
Toowoomba QLD Professional  
 Race 1: EASTCOAST CONCRETE CONTRACTORS  
 BENCHMARK 60 Handicap - 1300m



26 November 2022 - 17:04

Track Rating: Good 4, Weather: Fine, Rail Position: True Entire Course

Section	Overall	1200m	1000m	800m	600m	400m	200m
Section Times	1:19.72 [5] (0:08.87)	1:10.85 [12] (0:11.38)	0:59.47 [11] (0:11.67)	0:47.80 [11] (0:11.93)	0:35.87 [9] (0:12.22)	0:23.65 [6] (0:11.86)	0:11.79 [6] (0:11.79)
Average Speed [km/h]	40.6	63.4	61.1	60.3	59.5	61.6	60.9
Top Speed [km/h]	60.3	65.3	62.1	62.3	61.4	62.7	62.3
Avg. Dist. to Rail [m]	3.1	2.5	2.9	1.2	2.2	3.7	2.3
Avg. Stride Freq. [Hz]	2.1	2.4	2.3	2.3	2.3	2.3	2.3
Avg. Stride Length [m]	5.4	7.6	7.4	7.4	7.3	7.4	7.4



- [ ] Ranking at each section and finish
- .-.- No data available at this section
- NA No data available



Horse/Jockey Name	Piccannini
Final Rank	6
Fastest Section Time (Section)	0:08.20 (Overall)
Top Speed [km/h] (Section)	66.9 (1200m)
Race State	Finished



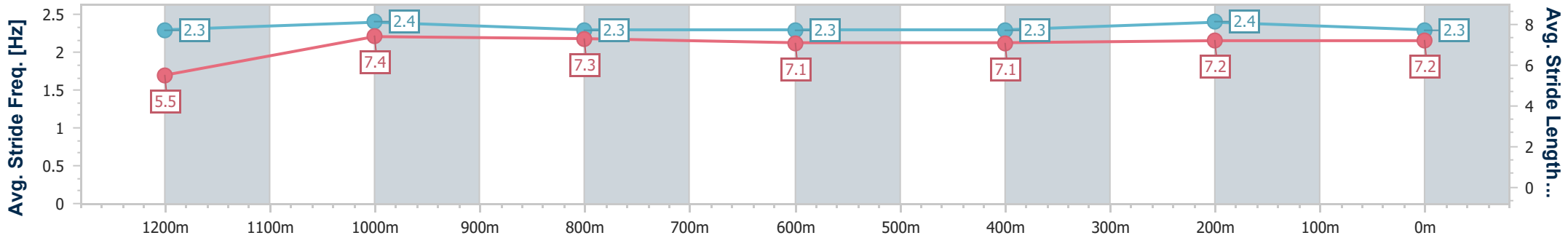
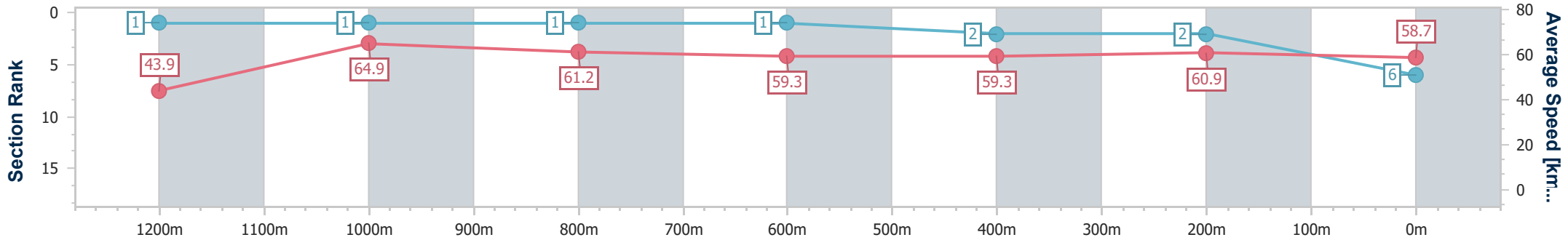
Toowoomba QLD Professional  
 Race 1: EASTCOAST CONCRETE CONTRACTORS  
 BENCHMARK 60 Handicap - 1300m



26 November 2022 - 17:04

Track Rating: Good 4, Weather: Fine, Rail Position: True Entire Course

Section	Overall	1200m	1000m	800m	600m	400m	200m
Section Times	1:19.81 [6] (0:08.20)	1:11.61 [1] (0:11.12)	1:00.49 [1] (0:11.77)	0:48.72 [1] (0:12.16)	0:36.56 [1] (0:12.36)	0:24.20 [2] (0:11.95)	0:12.25 [2] (0:12.25)
Average Speed [km/h]	43.9	64.9	61.2	59.3	59.3	60.9	58.7
Top Speed [km/h]	64.0	66.9	63.4	60.6	61.3	62.8	59.9
Avg. Dist. to Rail [m]	4.9	1.6	0.2	0.9	3.3	2.3	1.1
Avg. Stride Freq. [Hz]	2.3	2.4	2.3	2.3	2.3	2.4	2.3
Avg. Stride Length [m]	5.5	7.4	7.3	7.1	7.1	7.2	7.2



- [ ] Ranking at each section and finish
- .-.- No data available at this section
- NA No data available



Horse/Jockey Name	Sisyphean
Final Rank	6
Fastest Section Time (Section)	0:08.36 (Overall)
Top Speed [km/h] (Section)	65.6 (1200m)
Race State	Finished



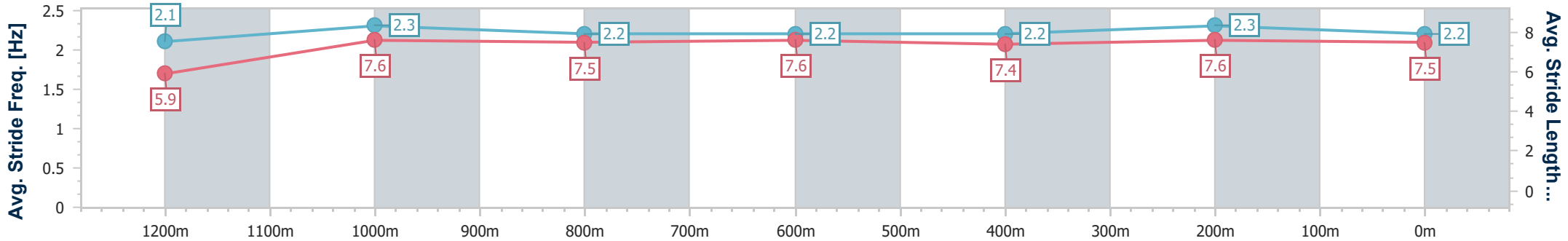
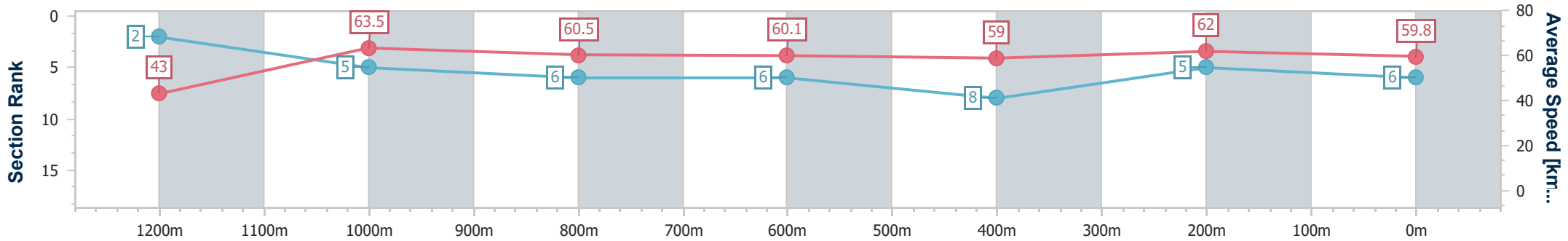
Toowoomba QLD Professional  
 Race 1: EASTCOAST CONCRETE CONTRACTORS  
 BENCHMARK 60 Handicap - 1300m



26 November 2022 - 17:04

Track Rating: Good 4, Weather: Fine, Rail Position: True Entire Course

Section	Overall	1200m	1000m	800m	600m	400m	200m
Section Times	1:19.81 [6] (0:08.36)	1:11.45 [2] (0:11.36)	1:00.09 [5] (0:11.88)	0:48.21 [6] (0:12.02)	0:36.19 [6] (0:12.40)	0:23.79 [8] (0:11.77)	0:12.02 [5] (0:12.02)
Average Speed [km/h]	43.0	63.5	60.5	60.1	59.0	62.0	59.8
Top Speed [km/h]	61.2	65.6	61.8	60.4	61.2	63.5	62.5
Avg. Dist. to Rail [m]	1.3	0.7	0.3	1.2	3.2	2.7	2.3
Avg. Stride Freq. [Hz]	2.1	2.3	2.2	2.2	2.2	2.3	2.2
Avg. Stride Length [m]	5.9	7.6	7.5	7.6	7.4	7.6	7.5



- [ ] Ranking at each section and finish
- .-.- No data available at this section
- NA No data available



Horse/Jockey Name	Silesian
Final Rank	8
Fastest Section Time (Section)	0:08.57 (Overall)
Top Speed [km/h] (Section)	63.9 (1200m)
Race State	Finished



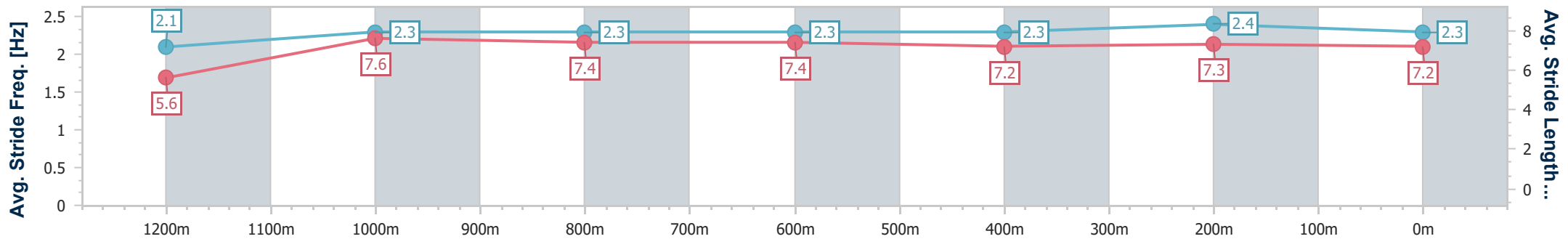
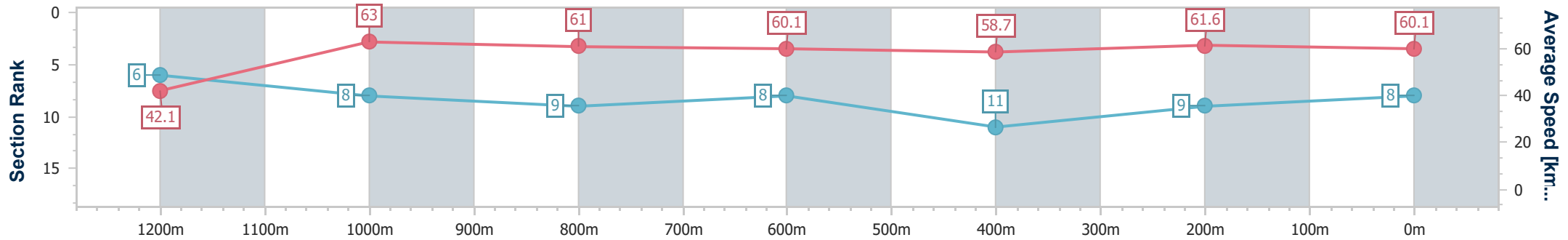
Toowoomba QLD Professional  
 Race 1: EASTCOAST CONCRETE CONTRACTORS  
 BENCHMARK 60 Handicap - 1300m



26 November 2022 - 17:04

Track Rating: Good 4, Weather: Fine, Rail Position: True Entire Course

Section	Overall	1200m	1000m	800m	600m	400m	200m
Section Times	1:19.93 [8] (0:08.57)	1:11.36 [6] (0:11.45)	0:59.91 [8] (0:11.75)	0:48.16 [9] (0:11.91)	0:36.25 [8] (0:12.46)	0:23.79 [11] (0:11.84)	0:11.95 [9] (0:11.95)
Average Speed [km/h]	42.1	63.0	61.0	60.1	58.7	61.6	60.1
Top Speed [km/h]	61.1	63.9	62.2	61.5	60.3	62.5	61.8
Avg. Dist. to Rail [m]	2.0	1.1	1.2	1.4	3.0	3.3	0.6
Avg. Stride Freq. [Hz]	2.1	2.3	2.3	2.3	2.3	2.4	2.3
Avg. Stride Length [m]	5.6	7.6	7.4	7.4	7.2	7.3	7.2



- [ ] Ranking at each section and finish
- .-.- No data available at this section
- NA No data available



Horse/Jockey Name	Tea Leaves
Final Rank	9
Fastest Section Time (Section)	0:08.66 (Overall)
Top Speed [km/h] (Section)	66.9 (1200m)
Race State	Finished



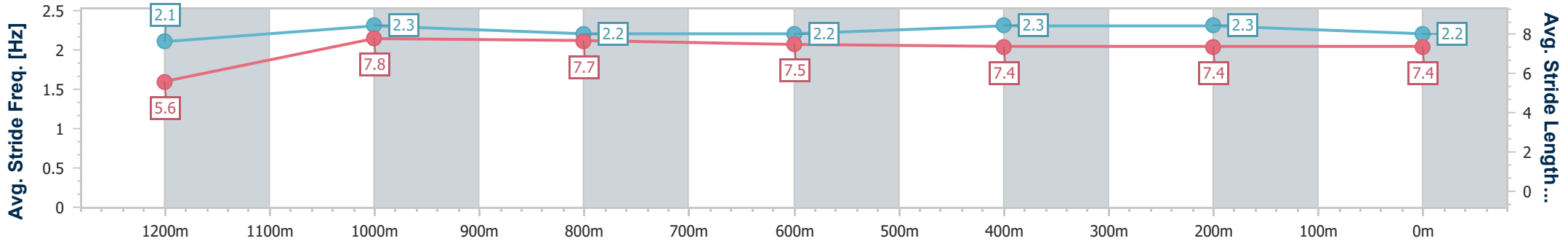
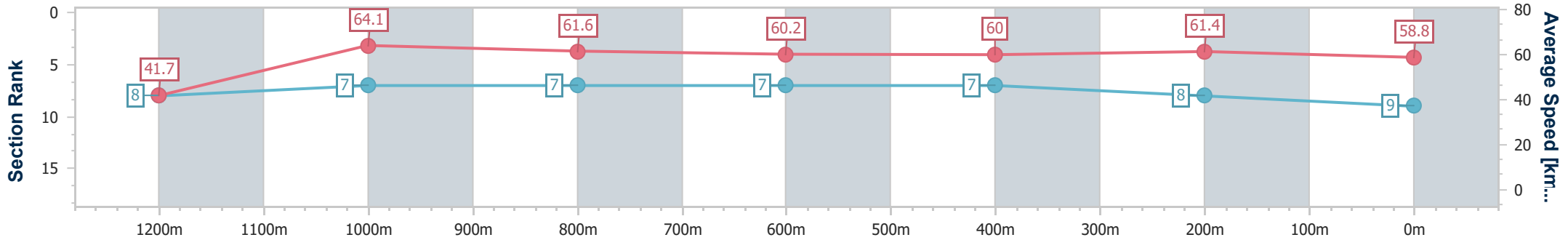
Toowoomba QLD Professional  
 Race 1: EASTCOAST CONCRETE CONTRACTORS  
 BENCHMARK 60 Handicap - 1300m



26 November 2022 - 17:04

Track Rating: Good 4, Weather: Fine, Rail Position: True Entire Course

Section	Overall	1200m	1000m	800m	600m	400m	200m
Section Times	1:20.20 [9] (0:08.66)	1:11.54 [8] (0:11.24)	1:00.30 [7] (0:11.74)	0:48.56 [7] (0:12.04)	0:36.52 [7] (0:12.36)	0:24.16 [7] (0:11.93)	0:12.23 [8] (0:12.23)
Average Speed [km/h]	41.7	64.1	61.6	60.2	60.0	61.4	58.8
Top Speed [km/h]	61.4	66.9	62.2	61.3	60.6	62.0	61.3
Avg. Dist. to Rail [m]	4.3	1.6	1.4	2.2	5.2	4.9	4.6
Avg. Stride Freq. [Hz]	2.1	2.3	2.2	2.2	2.3	2.3	2.2
Avg. Stride Length [m]	5.6	7.8	7.7	7.5	7.4	7.4	7.4



- [ ] Ranking at each section and finish
- .-.- No data available at this section
- NA No data available



Horse/Jockey Name	Witch Day
Final Rank	10
Fastest Section Time (Section)	0:08.82 (Overall)
Top Speed [km/h] (Section)	66.1 (1200m)
Race State	Finished



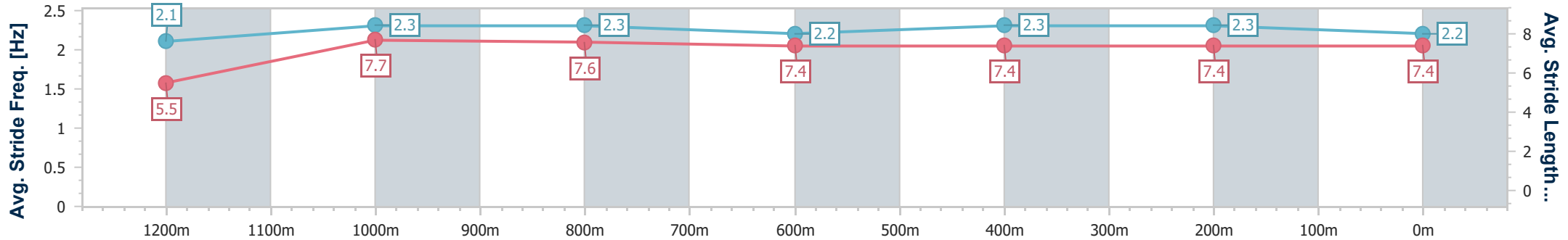
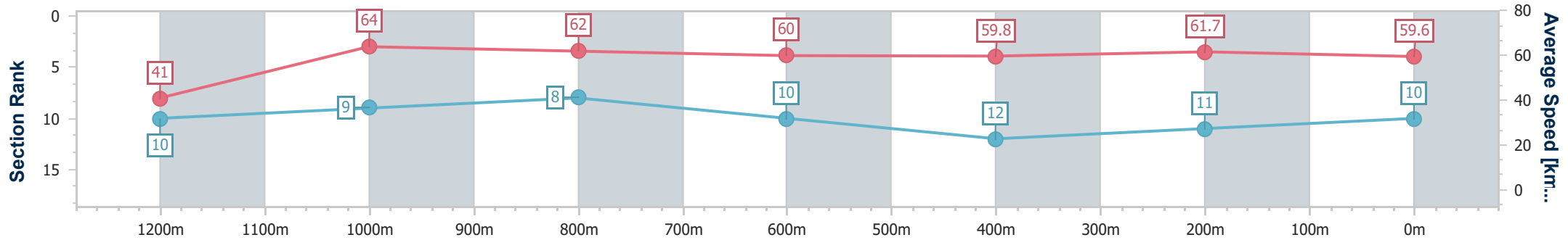
Toowoomba QLD Professional  
 Race 1: EASTCOAST CONCRETE CONTRACTORS  
 BENCHMARK 60 Handicap - 1300m



26 November 2022 - 17:04

Track Rating: Good 4, Weather: Fine, Rail Position: True Entire Course

Section	Overall	1200m	1000m	800m	600m	400m	200m
Section Times	1:20.31 [10] (0:08.82)	1:11.49 [10] (0:11.27)	1:00.22 [9] (0:11.68)	0:48.54 [8] (0:12.11)	0:36.43 [10] (0:12.45)	0:23.98 [12] (0:11.93)	0:12.05 [11] (0:12.05)
Average Speed [km/h]	41.0	64.0	62.0	60.0	59.8	61.7	59.6
Top Speed [km/h]	62.6	66.1	63.5	61.4	62.6	62.6	62.0
Avg. Dist. to Rail [m]	11.0	5.4	2.0	2.9	6.3	5.7	4.8
Avg. Stride Freq. [Hz]	2.1	2.3	2.3	2.2	2.3	2.3	2.2
Avg. Stride Length [m]	5.5	7.7	7.6	7.4	7.4	7.4	7.4



- [ ] Ranking at each section and finish
- .-.- No data available at this section
- NA No data available



Horse/Jockey Name	Grandioso
Final Rank	11
Fastest Section Time (Section)	0:08.85 (Overall)
Top Speed [km/h] (Section)	64.7 (1200m)
Race State	Finished



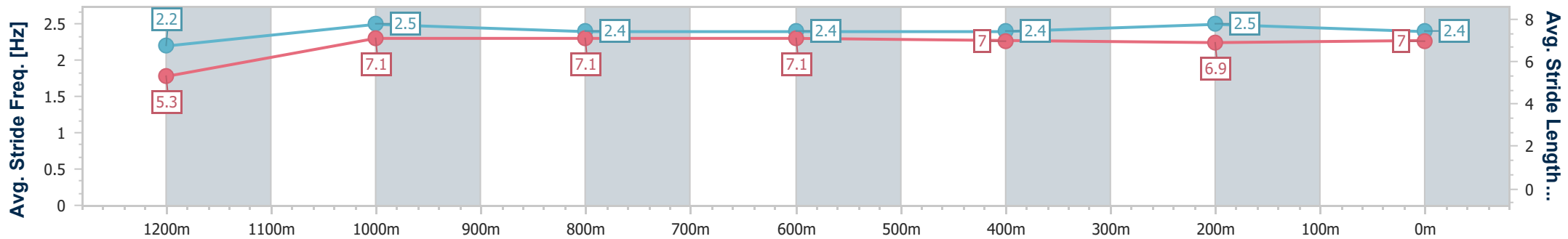
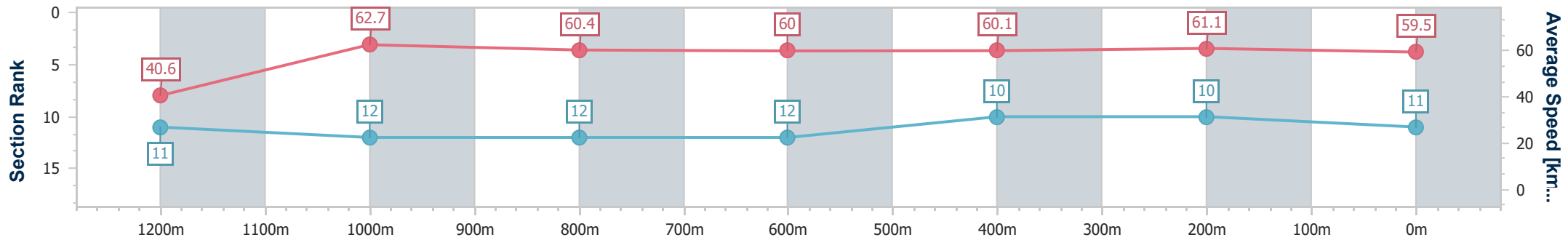
Toowoomba QLD Professional  
Race 1: EASTCOAST CONCRETE CONTRACTORS  
BENCHMARK 60 Handicap - 1300m



26 November 2022 - 17:04

Track Rating: Good 4, Weather: Fine, Rail Position: True Entire Course

Section	Overall	1200m	1000m	800m	600m	400m	200m
Section Times	1:20.33 [11] (0:08.85)	1:11.48 [11] (0:11.51)	0:59.97 [12] (0:11.85)	0:48.12 [12] (0:11.93)	0:36.19 [12] (0:12.12)	0:24.07 [10] (0:11.99)	0:12.08 [10] (0:12.08)
Average Speed [km/h]	40.6	62.7	60.4	60.0	60.1	61.1	59.5
Top Speed [km/h]	61.1	64.7	61.2	62.6	61.4	62.6	62.6
Avg. Dist. to Rail [m]	4.4	0.9	1.1	1.0	1.9	5.2	6.0
Avg. Stride Freq. [Hz]	2.2	2.5	2.4	2.4	2.4	2.5	2.4
Avg. Stride Length [m]	5.3	7.1	7.1	7.1	7.0	6.9	7.0



- [ ] Ranking at each section and finish
- .-.- No data available at this section
- NA No data available



Horse/Jockey Name	Extassy
Final Rank	12
Fastest Section Time (Section)	0:08.77 (Overall)
Top Speed [km/h] (Section)	66.8 (1200m)
Race State	Finished



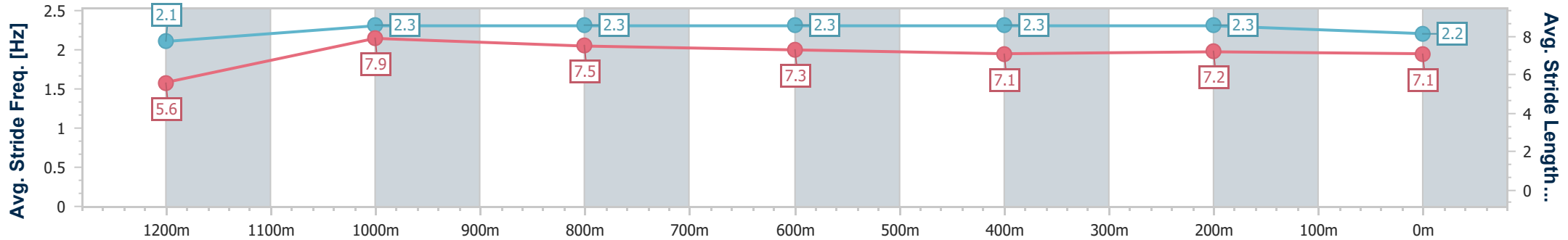
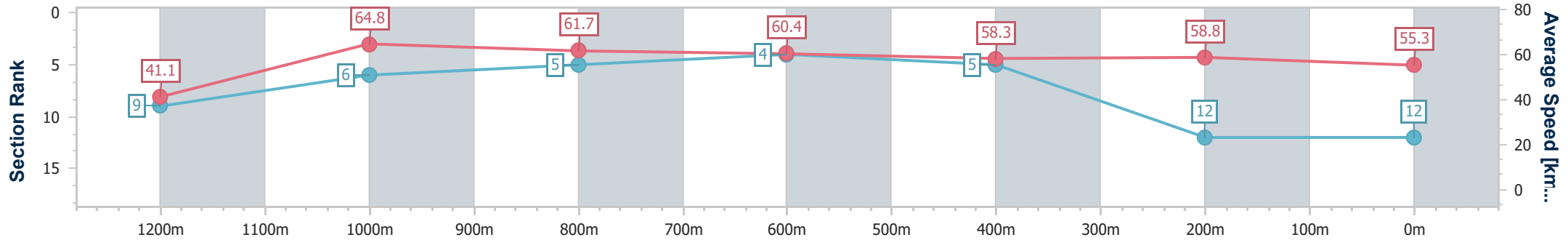
Toowoomba QLD Professional  
 Race 1: EASTCOAST CONCRETE CONTRACTORS  
 BENCHMARK 60 Handicap - 1300m



26 November 2022 - 17:04

Track Rating: Good 4, Weather: Fine, Rail Position: True Entire Course

Section	Overall	1200m	1000m	800m	600m	400m	200m						
Section Times	1:21.47 [12] (0:08.77)	1:12.70 [9] (0:11.15)	1:01.55 [6] (0:11.65)	0:49.90 [5] (0:11.89)	0:38.01 [4] (0:12.58)	0:25.43 [5] (0:12.43)	0:13.00 [12] (0:13.00)						
Average Speed [km/h]	41.1	64.8	61.7	60.4	58.3	58.8	55.3						
Top Speed [km/h]	62.6	66.8	64.3	61.8	59.9	60.4	57.6						
Avg. Dist. to Rail [m]	8.2	2.2	0.5	0.9	3.4	4.0	2.9						
Avg. Stride Freq. [Hz]	2.1	2.3	2.3	2.3	2.3	2.3	2.2						
Avg. Stride Length [m]	5.6	7.9	7.5	7.3	7.1	7.2	7.1						



- [ ] Ranking at each section and finish
- .-.- No data available at this section
- NA No data available