



Toowoomba QLD Professional

Race 4: MARY BUTLER Maiden Plate - 1000m

26 November 2022 - 18:59



Track Rating: Good 3, Weather: Fine, Rail Position: True Entire Course

Section		Overall									Last 600m	
Field Times		0:59.84 (0:13.70)									0:34.84	
		800m			600m		400m		200m			
		0:46.14 (0:11.30)			0:34.84 (0:11.49)		0:23.35 (0:11.84)		0:11.51 (0:11.51)			
Rank	TAB	Horse/Jockey	Barrier	Top Speed [km/h]	Fastest Section							Distance Travelled [m]
1	7	KWINERN Montanna Savva	8	65.0	0:11.38	0:59.84 [1] (0:13.70)	0:46.14 [1] (0:11.38)	0:34.76 [2] (0:11.50)	0:23.26 [2] (0:11.75)	0:11.51 [1] (0:11.51)	0:34.76	
2	9	DRAGON CLAWS Georgina Cartwright	2	65.3	0:11.41	1:00.04 [2] (0:13.93)	0:46.11 [3] (0:11.42)	0:34.69 [3] (0:11.52)	0:23.17 [3] (0:11.76)	0:11.41 [3] (0:11.41)	0:34.69	+1
3	2	JIMMY GIGGLE Justin Stanley	9	66.2	0:11.24	1:00.62 [3] (0:13.76)	0:46.86 [2] (0:11.24)	0:35.62 [1] (0:11.49)	0:24.13 [1] (0:11.95)	0:12.18 [2] (0:12.18)	0:35.62	-1
4	1	CHEERS MATE Stephanie Lacy	13	64.9	0:11.44	1:00.79 [4] (0:14.37)	0:46.42 [7] (0:11.44)	0:34.98 [7] (0:11.46)	0:23.52 [6] (0:11.75)	0:11.77 [4] (0:11.77)	0:34.98	+2
5	4	OLD MAN PAT Nick Keal	10	67.0	0:11.25	1:00.91 [5] (0:14.17)	0:46.74 [6] (0:11.25)	0:35.49 [4] (0:11.52)	0:23.97 [4] (0:12.06)	0:11.91 [5] (0:11.91)	0:35.49	+2
6	12	SHEZANUISANCE Kenji Yoshida	5	65.6	0:11.39	1:00.95 [6] (0:14.52)	0:46.43 [9] (0:11.39)	0:35.04 [8] (0:11.59)	0:23.45 [8] (0:11.79)	0:11.66 [7] (0:11.66)	0:35.04	+5
7	6	ZELSON Chris Taylor	4	64.5	0:11.47	1:01.11 [7] (0:14.71)	0:46.40 [10] (0:11.47)	0:34.93 [10] (0:11.61)	0:23.32 [9] (0:11.77)	0:11.55 [8] (0:11.55)	0:34.93	+5
8	13	SIZZLELOVER Emma MacPherson	1	65.1	0:11.39	1:01.50 [8] (0:14.06)	0:47.44 [5] (0:11.39)	0:36.05 [6] (0:11.55)	0:24.50 [5] (0:12.13)	0:12.37 [6] (0:12.37)	0:36.05	+0
9	8	CELESTIAL LASS Tessa Townsend	12	64.2	0:11.49	1:02.44 [9] (0:13.96)	0:48.48 [4] (0:11.49)	0:36.99 [5] (0:11.92)	0:25.07 [7] (0:12.44)	0:12.63 [9] (0:12.63)	0:36.99	+9
10	10	LADY SHEILACK Cecily Eaton	7	63.8	0:11.54	1:03.23 [10] (0:14.52)	0:48.71 [8] (0:11.54)	0:37.17 [9] (0:11.79)	0:25.38 [10] (0:12.46)	0:12.92 [10] (0:12.92)	0:37.17	-3

Scratched: Max's Source (#3), Pressure And Time (#5), Nicover (#11)

[] Ranking at each section and finish
 -:-:- No data available at this section
 NA No data available

SCN Saddle cloth number
 DNF Did not finish
 DNT Did not track



Horse/Jockey Name	Kwinern
Final Rank	1
Fastest Section Time (Section)	0:11.38 (800m)
Top Speed [km/h] (Section)	65.0 (Overall)
Race State	Finished



Toowoomba QLD Professional

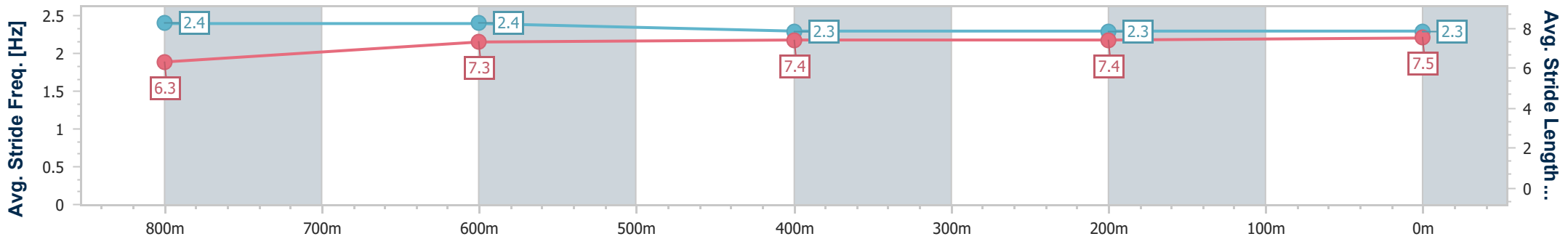
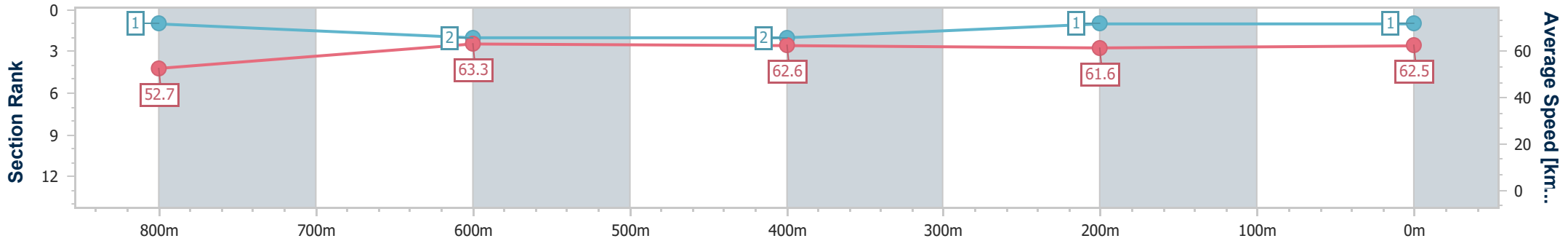
Race 4: MARY BUTLER Maiden Plate - 1000m

26 November 2022 - 18:59

Track Rating: Good 3, Weather: Fine, Rail Position: True Entire Course



Section	Overall	800m	600m	400m	200m
Section Times	0:59.84 [1] (0:13.70)	0:46.14 [1] (0:11.38)	0:34.76 [2] (0:11.50)	0:23.26 [2] (0:11.75)	0:11.51 [1] (0:11.51)
Average Speed [km/h]	52.7	63.3	62.6	61.6	62.5
Top Speed [km/h]	65.0	64.6	64.3	63.0	63.3
Avg. Dist. to Rail [m]	3.1	0.3	0.4	1.8	2.1
Avg. Stride Freq. [Hz]	2.4	2.4	2.3	2.3	2.3
Avg. Stride Length [m]	6.3	7.3	7.4	7.4	7.5



- [] Ranking at each section and finish
- .-.- No data available at this section
- NA No data available



Horse/Jockey Name	Dragon Claws
Final Rank	2
Fastest Section Time (Section)	0:11.41 (200m)
Top Speed [km/h] (Section)	65.3 (Overall)
Race State	Finished



Toowoomba QLD Professional

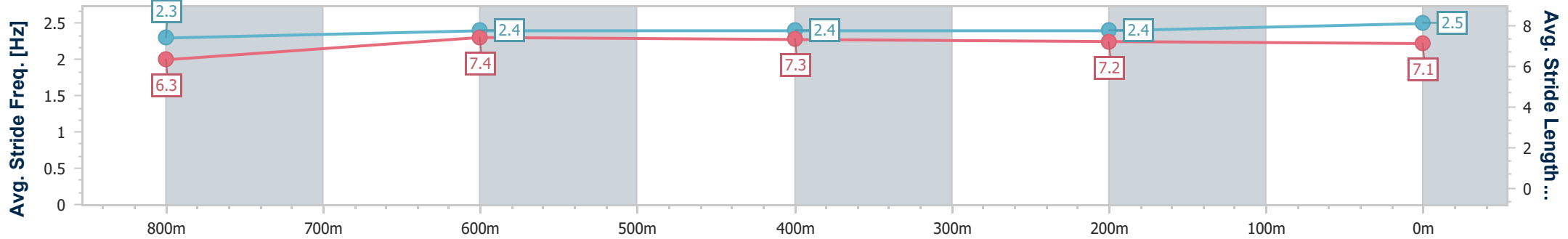
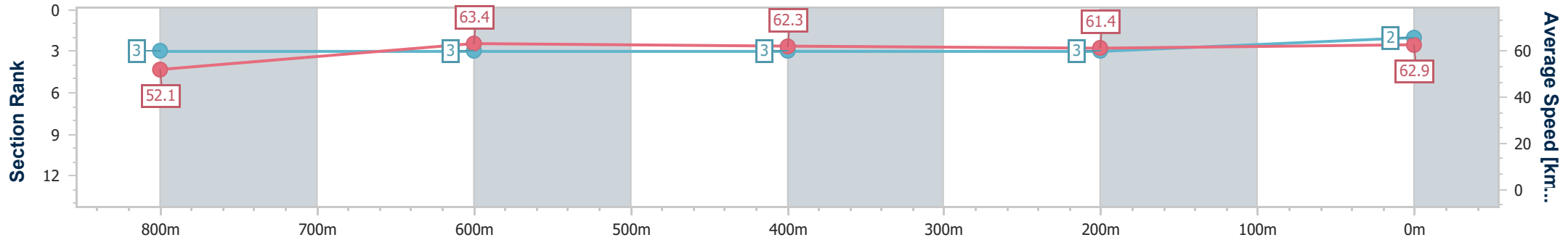
Race 4: MARY BUTLER Maiden Plate - 1000m

26 November 2022 - 18:59

Track Rating: Good 3, Weather: Fine, Rail Position: True Entire Course



Section	Overall	800m	600m	400m	200m
Section Times	1:00.04 [2] (0:13.93)	0:46.11 [3] (0:11.42)	0:34.69 [3] (0:11.52)	0:23.17 [3] (0:11.76)	0:11.41 [3] (0:11.41)
Average Speed [km/h]	52.1	63.4	62.3	61.4	62.9
Top Speed [km/h]	65.3	65.1	63.5	63.0	64.0
Avg. Dist. to Rail [m]	5.0	1.0	0.9	1.7	3.8
Avg. Stride Freq. [Hz]	2.3	2.4	2.4	2.4	2.5
Avg. Stride Length [m]	6.3	7.4	7.3	7.2	7.1



- [] Ranking at each section and finish
- .-.- No data available at this section
- NA No data available



Horse/Jockey Name	Jimmy Giggle
Final Rank	3
Fastest Section Time (Section)	0:11.24 (800m)
Top Speed [km/h] (Section)	66.2 (Overall)
Race State	Finished



Toowoomba QLD Professional

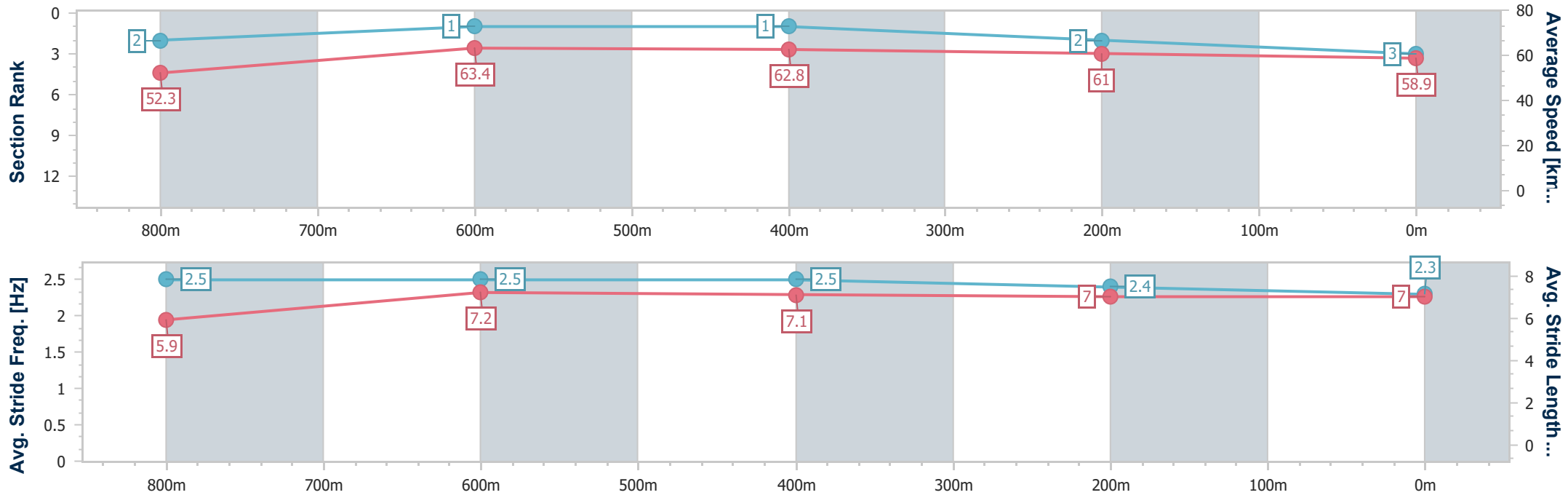
Race 4: MARY BUTLER Maiden Plate - 1000m

26 November 2022 - 18:59

Track Rating: Good 3, Weather: Fine, Rail Position: True Entire Course



Section	Overall	800m	600m	400m	200m
Section Times	1:00.62 [3] (0:13.76)	0:46.86 [2] (0:11.24)	0:35.62 [1] (0:11.49)	0:24.13 [1] (0:11.95)	0:12.18 [2] (0:12.18)
Average Speed [km/h]	52.3	63.4	62.8	61.0	58.9
Top Speed [km/h]	66.2	64.3	64.3	62.1	60.4
Avg. Dist. to Rail [m]	2.5	1.8	0.5	3.0	1.8
Avg. Stride Freq. [Hz]	2.5	2.5	2.5	2.4	2.3
Avg. Stride Length [m]	5.9	7.2	7.1	7.0	7.0



- [] Ranking at each section and finish
- .-.- No data available at this section
- NA No data available



Horse/Jockey Name	Cheers Mate
Final Rank	4
Fastest Section Time (Section)	0:11.44 (800m)
Top Speed [km/h] (Section)	64.9 (Overall)
Race State	Finished



Toowoomba QLD Professional

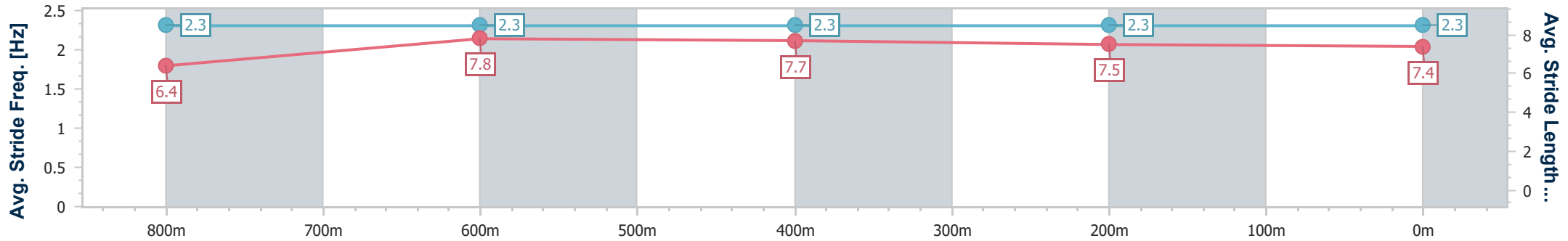
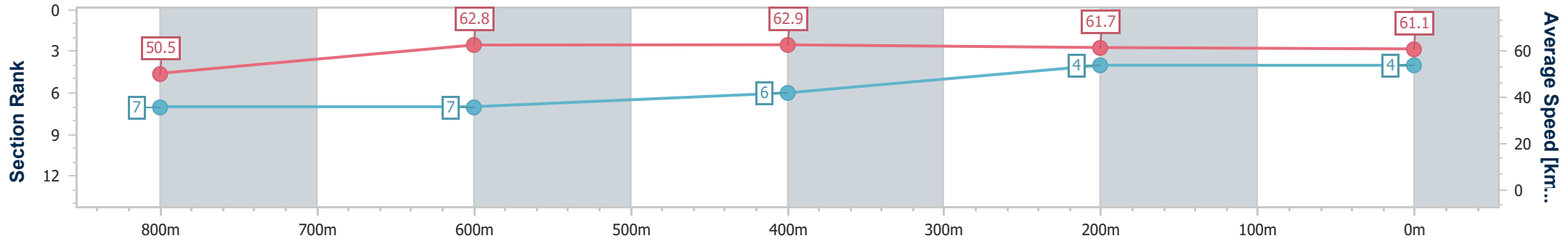
Race 4: MARY BUTLER Maiden Plate - 1000m

26 November 2022 - 18:59

Track Rating: Good 3, Weather: Fine, Rail Position: True Entire Course



Section	Overall	800m	600m	400m	200m
Section Times	1:00.79 [4] (0:14.37)	0:46.42 [7] (0:11.44)	0:34.98 [7] (0:11.46)	0:23.52 [6] (0:11.75)	0:11.77 [4] (0:11.77)
Average Speed [km/h]	50.5	62.8	62.9	61.7	61.1
Top Speed [km/h]	64.9	64.6	64.0	63.7	62.4
Avg. Dist. to Rail [m]	6.6	0.5	0.3	3.3	4.8
Avg. Stride Freq. [Hz]	2.3	2.3	2.3	2.3	2.3
Avg. Stride Length [m]	6.4	7.8	7.7	7.5	7.4



- [] Ranking at each section and finish
- .-.- No data available at this section
- NA No data available



Horse/Jockey Name	Old Man Pat
Final Rank	5
Fastest Section Time (Section)	0:11.25 (800m)
Top Speed [km/h] (Section)	67.0 (Overall)
Race State	Finished



Toowoomba QLD Professional

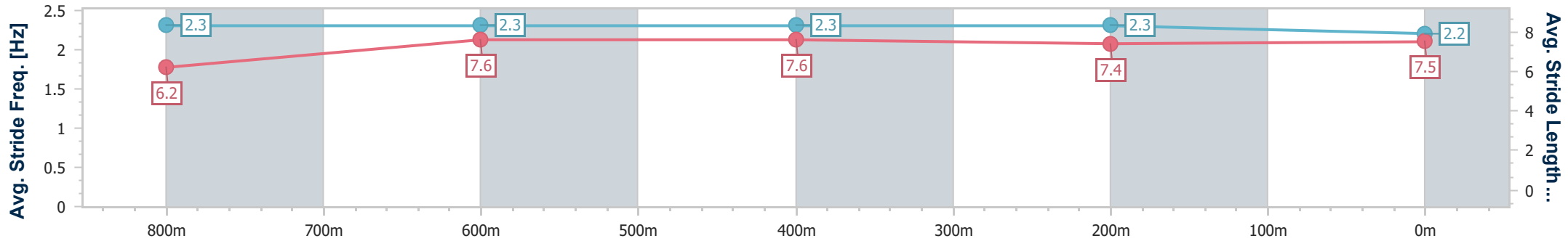
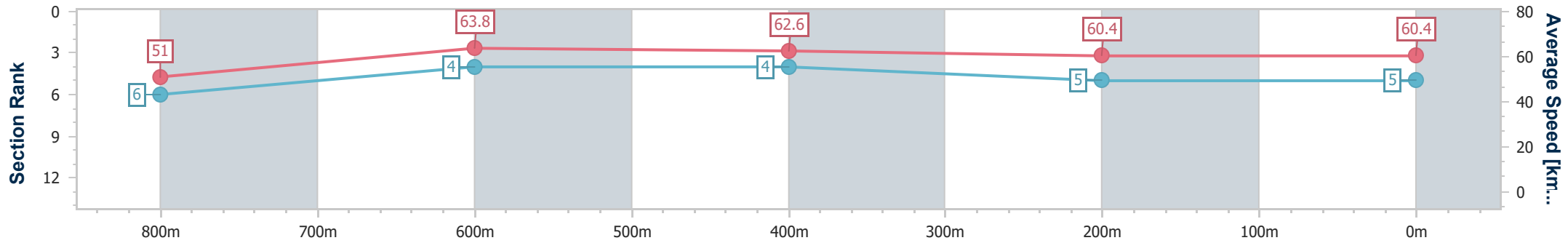
Race 4: MARY BUTLER Maiden Plate - 1000m

26 November 2022 - 18:59

Track Rating: Good 3, Weather: Fine, Rail Position: True Entire Course



Section	Overall	800m	600m	400m	200m
Section Times	1:00.91 [5] (0:14.17)	0:46.74 [6] (0:11.25)	0:35.49 [4] (0:11.52)	0:23.97 [4] (0:12.06)	0:11.91 [5] (0:11.91)
Average Speed [km/h]	51.0	63.8	62.6	60.4	60.4
Top Speed [km/h]	67.0	65.2	63.6	61.9	61.1
Avg. Dist. to Rail [m]	5.2	0.6	0.8	3.8	4.1
Avg. Stride Freq. [Hz]	2.3	2.3	2.3	2.3	2.2
Avg. Stride Length [m]	6.2	7.6	7.6	7.4	7.5



- [] Ranking at each section and finish
- .-.- No data available at this section
- NA No data available



Horse/Jockey Name	Shezanuisance
Final Rank	6
Fastest Section Time (Section)	0:11.39 (800m)
Top Speed [km/h] (Section)	65.6 (800m)
Race State	Finished



Toowoomba QLD Professional

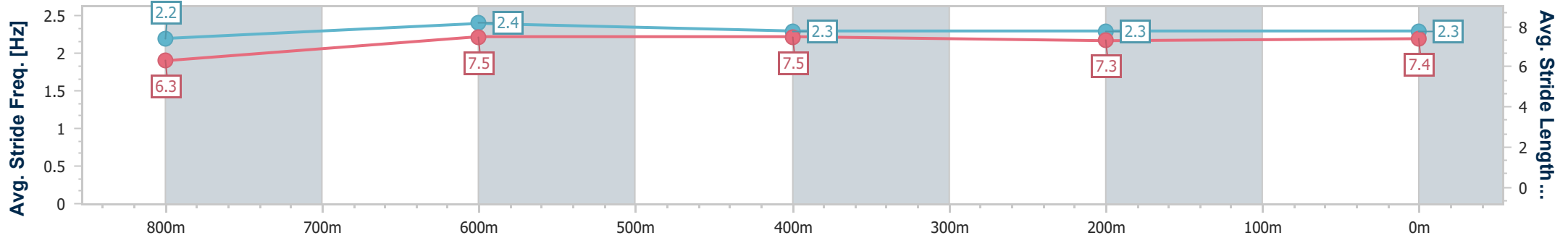
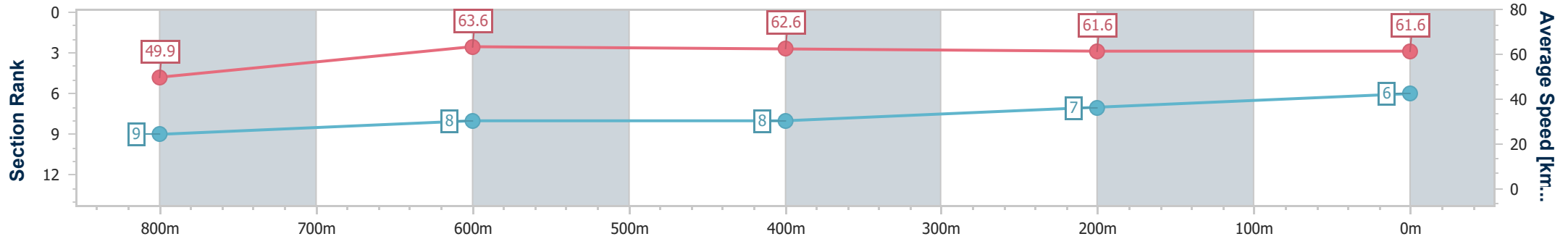
Race 4: MARY BUTLER Maiden Plate - 1000m

26 November 2022 - 18:59

Track Rating: Good 3, Weather: Fine, Rail Position: True Entire Course



Section	Overall	800m	600m	400m	200m
Section Times	1:00.95 [6] (0:14.52)	0:46.43 [9] (0:11.39)	0:35.04 [8] (0:11.59)	0:23.45 [8] (0:11.79)	0:11.66 [7] (0:11.66)
Average Speed [km/h]	49.9	63.6	62.6	61.6	61.6
Top Speed [km/h]	65.4	65.6	64.1	62.7	63.6
Avg. Dist. to Rail [m]	4.2	2.0	1.5	2.4	2.4
Avg. Stride Freq. [Hz]	2.2	2.4	2.3	2.3	2.3
Avg. Stride Length [m]	6.3	7.5	7.5	7.3	7.4



- [] Ranking at each section and finish
- .-.- No data available at this section
- NA No data available



Horse/Jockey Name	Zelson
Final Rank	7
Fastest Section Time (Section)	0:11.47 (800m)
Top Speed [km/h] (Section)	64.5 (600m)
Race State	Finished



Toowoomba QLD Professional

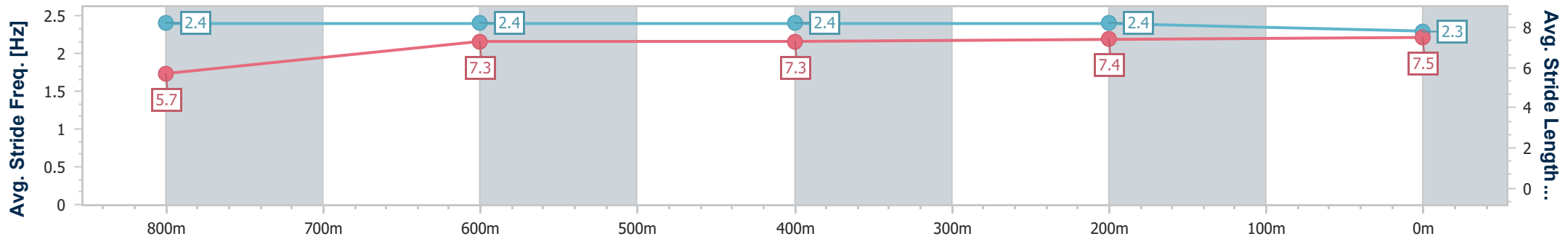
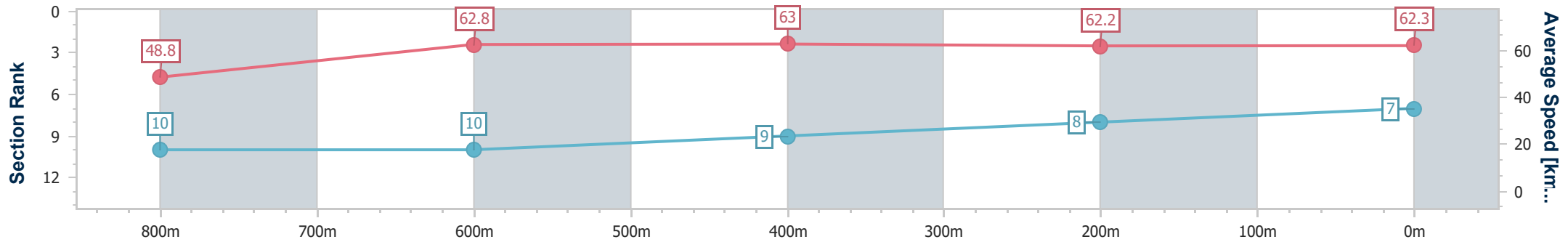
Race 4: MARY BUTLER Maiden Plate - 1000m

26 November 2022 - 18:59

Track Rating: Good 3, Weather: Fine, Rail Position: True Entire Course



Section	Overall	800m	600m	400m	200m
Section Times	1:01.11 [7] (0:14.71)	0:46.40 [10] (0:11.47)	0:34.93 [10] (0:11.61)	0:23.32 [9] (0:11.77)	0:11.55 [8] (0:11.55)
Average Speed [km/h]	48.8	62.8	63.0	62.2	62.3
Top Speed [km/h]	62.6	63.6	64.5	63.4	63.2
Avg. Dist. to Rail [m]	1.3	0.8	2.5	5.4	6.5
Avg. Stride Freq. [Hz]	2.4	2.4	2.4	2.4	2.3
Avg. Stride Length [m]	5.7	7.3	7.3	7.4	7.5



- [] Ranking at each section and finish
- .-.- No data available at this section
- NA No data available



Horse/Jockey Name	Sizzlelover
Final Rank	8
Fastest Section Time (Section)	0:11.39 (800m)
Top Speed [km/h] (Section)	65.1 (Overall)
Race State	Finished



Toowoomba QLD Professional

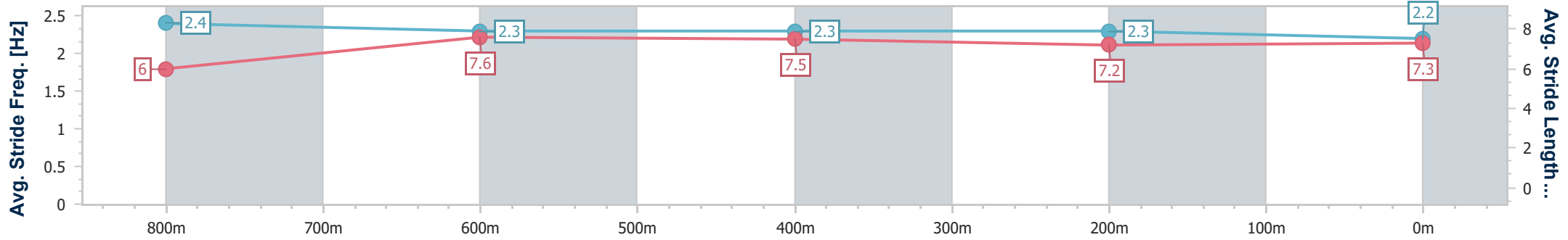
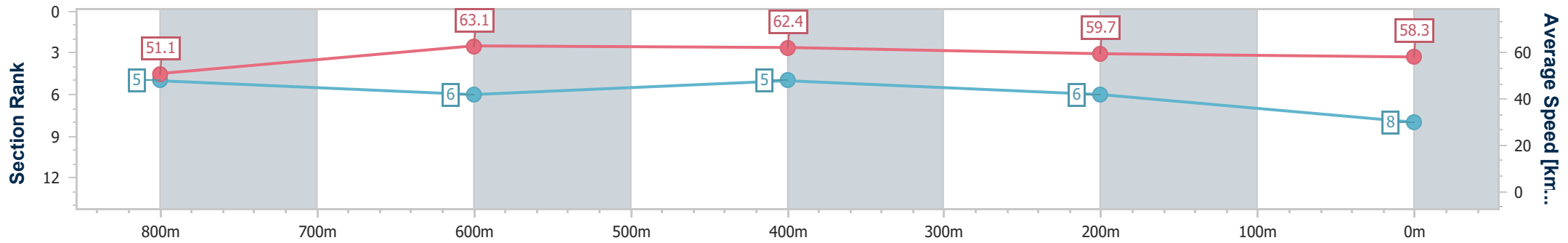
Race 4: MARY BUTLER Maiden Plate - 1000m

26 November 2022 - 18:59

Track Rating: Good 3, Weather: Fine, Rail Position: True Entire Course



Section	Overall	800m	600m	400m	200m
Section Times	1:01.50 [8] (0:14.06)	0:47.44 [5] (0:11.39)	0:36.05 [6] (0:11.55)	0:24.50 [5] (0:12.13)	0:12.37 [6] (0:12.37)
Average Speed [km/h]	51.1	63.1	62.4	59.7	58.3
Top Speed [km/h]	65.1	64.7	64.0	60.4	59.9
Avg. Dist. to Rail [m]	0.8	0.5	0.4	1.1	0.5
Avg. Stride Freq. [Hz]	2.4	2.3	2.3	2.3	2.2
Avg. Stride Length [m]	6.0	7.6	7.5	7.2	7.3



- [] Ranking at each section and finish
- .-.- No data available at this section
- NA No data available



Horse/Jockey Name	Celestial Lass
Final Rank	9
Fastest Section Time (Section)	0:11.49 (800m)
Top Speed [km/h] (Section)	64.2 (800m)
Race State	Finished



Toowoomba QLD Professional

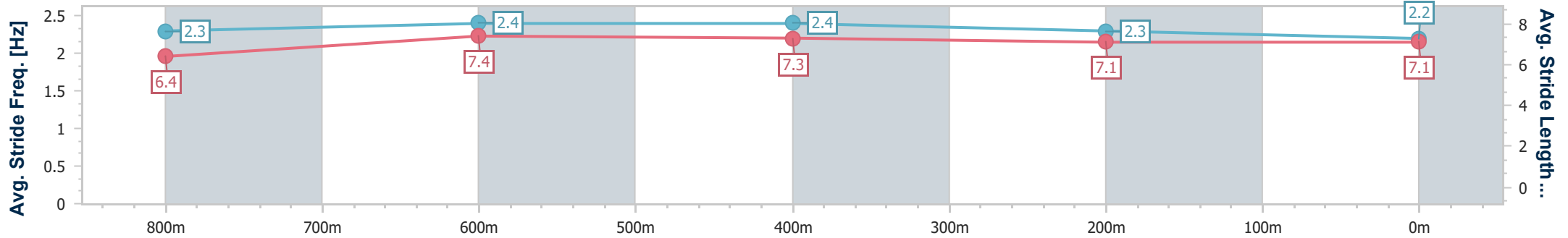
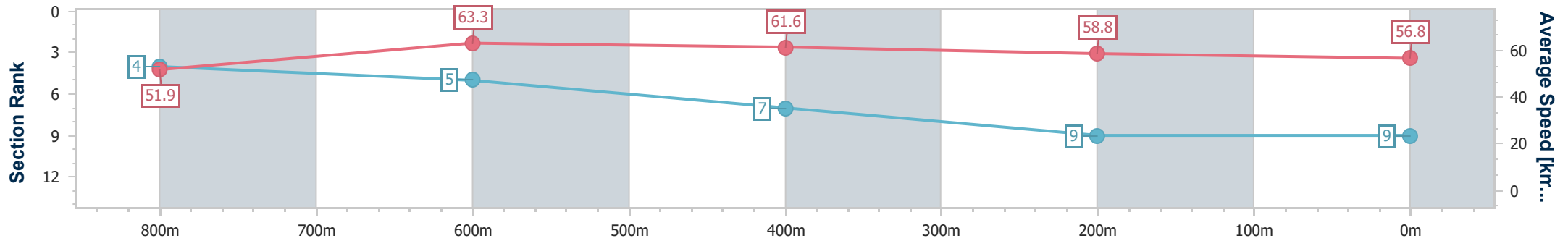
Race 4: MARY BUTLER Maiden Plate - 1000m

26 November 2022 - 18:59

Track Rating: Good 3, Weather: Fine, Rail Position: True Entire Course



Section	Overall	800m	600m	400m	200m
Section Times	1:02.44 [9] (0:13.96)	0:48.48 [4] (0:11.49)	0:36.99 [5] (0:11.92)	0:25.07 [7] (0:12.44)	0:12.63 [9] (0:12.63)
Average Speed [km/h]	51.9	63.3	61.6	58.8	56.8
Top Speed [km/h]	64.2	64.2	63.2	60.2	58.4
Avg. Dist. to Rail [m]	4.7	2.4	3.5	4.9	4.6
Avg. Stride Freq. [Hz]	2.3	2.4	2.4	2.3	2.2
Avg. Stride Length [m]	6.4	7.4	7.3	7.1	7.1



- [] Ranking at each section and finish
- .-.- No data available at this section
- NA No data available



Horse/Jockey Name	Lady Sheilack
Final Rank	10
Fastest Section Time (Section)	0:11.54 (800m)
Top Speed [km/h] (Section)	63.8 (Overall)
Race State	Finished



Toowoomba QLD Professional

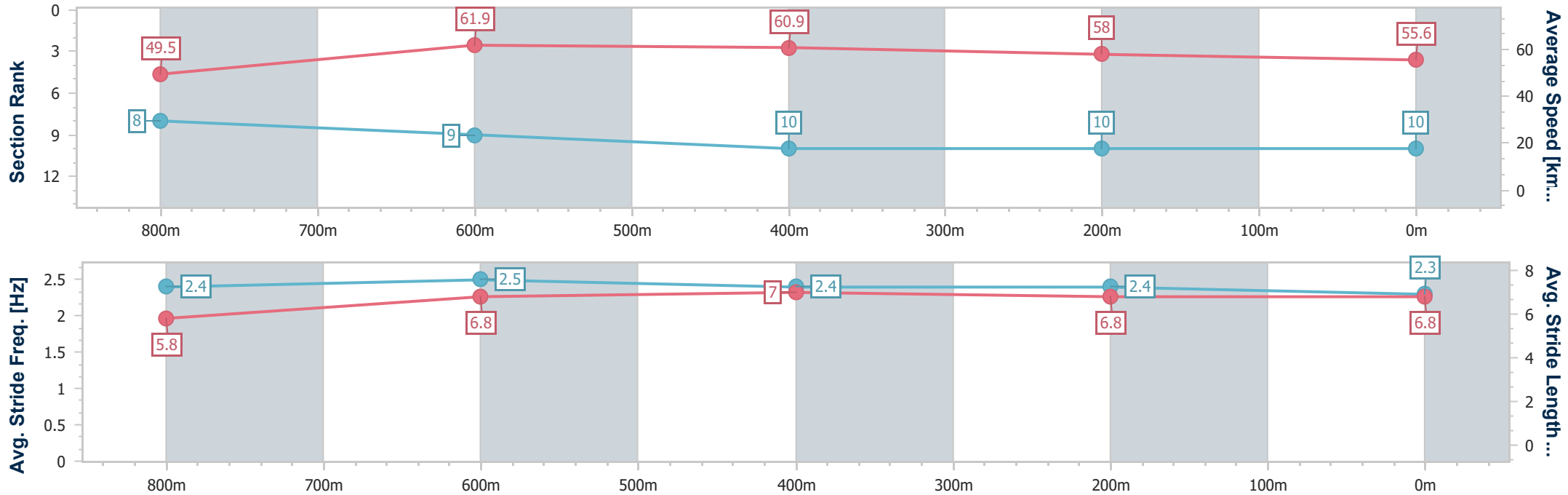
Race 4: MARY BUTLER Maiden Plate - 1000m

26 November 2022 - 18:59

Track Rating: Good 3, Weather: Fine, Rail Position: True Entire Course



Section	Overall	800m	600m	400m	200m
Section Times	1:03.23 [10] (0:14.52)	0:48.71 [8] (0:11.54)	0:37.17 [9] (0:11.79)	0:25.38 [10] (0:12.46)	0:12.92 [10] (0:12.92)
Average Speed [km/h]	49.5	61.9	60.9	58.0	55.6
Top Speed [km/h]	63.8	63.8	61.8	60.5	56.9
Avg. Dist. to Rail [m]	1.9	1.9	1.2	1.8	3.1
Avg. Stride Freq. [Hz]	2.4	2.5	2.4	2.4	2.3
Avg. Stride Length [m]	5.8	6.8	7.0	6.8	6.8



- [] Ranking at each section and finish
- .-.- No data available at this section
- NA No data available