



# Toowoomba QLD Professional

## Race 6: MM ELECTRICAL TOOWOOMBA BENCHMARK 62 Handicap - 1850m

26 November 2022 - 20:15



Track Rating: Good 3, Weather: Fine, Rail Position: True Entire Course

Section														
Field Times	Overall	1600m	1400m	1200m	1000m	800m	600m	Last 600m						
	1:53.91 (0:17.25)	1:36.66 (0:11.07)	1:25.59 (0:11.34)	1:14.25 (0:12.02)	1:02.23 (0:12.62)	0:49.61 (0:12.44)	0:37.17 (0:12.52)	0:37.17						
Rank	TAB	Horse/Jockey	Barrier	Top Speed [km/h]	Fastest Section								Distance Travelled [m]	
1	5	<b>FLYING JOY</b> Nathan Evans	9	65.8 1600m	0:11.00 1600m	1:53.91 [1] (0:18.26)	1:35.65 [9] (0:11.00)	1:24.65 [9] (0:11.38)	1:13.27 [9] (0:12.08)	1:01.19 [9] (0:12.56)	0:48.63 [9] (0:12.07)	0:36.56 [8] (0:12.10)	0:36.56	
2	4	<b>STRUT</b> Nick Keal	2	66.6 1600m	0:11.07 1600m	1:54.45 [2] (0:17.42)	1:37.03 [2] (0:11.07)	1:25.96 [2] (0:11.51)	1:14.45 [4] (0:12.00)	1:02.45 [3] (0:12.58)	0:49.87 [2] (0:12.24)	0:37.63 [3] (0:12.53)	0:37.63	-7
3	2	<b>BY THE LAW</b> Stephanie Lacy	3	66.0 1600m	0:11.15 1600m	1:54.52 [3] (0:17.54)	1:36.98 [3] (0:11.15)	1:25.83 [5] (0:11.50)	1:14.33 [5] (0:12.06)	1:02.27 [5] (0:12.64)	0:49.63 [6] (0:12.20)	0:37.43 [6] (0:12.76)	0:37.43	-2
4	7	<b>EGO DANCER</b> Georgina Cartwright	5	67.0 1600m	0:11.13 1600m	1:54.55 [4] (0:17.64)	1:36.91 [6] (0:11.13)	1:25.78 [6] (0:11.47)	1:14.31 [6] (0:12.09)	1:02.22 [6] (0:12.62)	0:49.60 [7] (0:12.24)	0:37.36 [7] (0:12.55)	0:37.36	+0
5	1	<b>HIGH I CUE</b> Emma MacPherson	8	65.9 1600m	0:11.19 1600m	1:54.64 [5] (0:17.79)	1:36.85 [7] (0:11.19)	1:25.66 [7] (0:11.46)	1:14.20 [7] (0:12.09)	1:02.11 [8] (0:12.30)	0:49.81 [5] (0:11.94)	0:37.87 [4] (0:12.49)	0:37.87	+8
6	8	<b>EVRYNOW'N'THEN</b> Cecily Eaton	6	65.3 1600m	0:11.23 1600m	1:54.74 [6] (0:17.95)	1:36.79 [8] (0:11.23)	1:25.56 [8] (0:11.39)	1:14.17 [8] (0:12.05)	1:02.12 [7] (0:12.67)	0:49.45 [8] (0:12.15)	0:37.30 [9] (0:12.53)	0:37.30	+0
7	3	<b>BARRYMORE</b> Madeleine Wishart	4	67.1 1600m	0:10.95 1600m	1:55.16 [7] (0:17.64)	1:37.52 [5] (0:10.95)	1:26.57 [3] (0:11.33)	1:15.24 [2] (0:12.07)	1:03.17 [4] (0:12.72)	0:50.45 [4] (0:12.29)	0:38.16 [5] (0:12.81)	0:38.16	+1
8	6	<b>ULTIMATE POWER</b> Montanna Savva	7	66.8 1400m	0:11.08 1600m	1:55.76 [8] (0:17.56)	1:38.20 [4] (0:11.08)	1:27.12 [4] (0:11.32)	1:15.80 [3] (0:11.95)	1:03.85 [2] (0:12.64)	0:51.21 [3] (0:12.19)	0:39.02 [2] (0:12.58)	0:39.02	+10
9	9	<b>TYCOON PLAYER</b> Kenji Yoshida	1	66.3 1600m	0:11.07 1600m	1:56.72 [9] (0:17.25)	1:39.47 [1] (0:11.07)	1:28.40 [1] (0:11.34)	1:17.06 [1] (0:12.02)	1:05.04 [1] (0:12.62)	0:52.42 [1] (0:12.47)	0:39.95 [1] (0:12.94)	0:39.95	-4



# Toowoomba QLD Professional

## Race 6: MM ELECTRICAL TOOWOOMBA BENCHMARK 62 Handicap - 1850m

26 November 2022 - 20:15



Track Rating: Good 3, Weather: Fine, Rail Position: True Entire Course

Section			400m	200m			Last 600m		
Field Times			0:24.65 (0:12.47)	0:12.18 (0:12.18)			0:37.17		
Rank	TAB	Horse/Jockey	Barrier	Top Speed [km/h]	Fastest Section				Distance Travelled [m]
1	5	<b>FLYING JOY</b> Nathan Evans	9	65.8 1600m	0:11.00 1600m	0:24.46 [4] (0:12.28)	0:12.18 [1] (0:12.18)	0:36.56	
2	4	<b>STRUT</b> Nick Keal	2	66.6 1600m	0:11.07 1600m	0:25.10 [1] (0:12.58)	0:12.52 [2] (0:12.52)	0:37.63	-7
3	2	<b>BY THE LAW</b> Stephanie Lacy	3	66.0 1600m	0:11.15 1600m	0:24.67 [9] (0:12.54)	0:12.13 [7] (0:12.13)	0:37.43	-2
4	7	<b>EGO DANCER</b> Georgina Cartwright	5	67.0 1600m	0:11.13 1600m	0:24.81 [7] (0:12.50)	0:12.31 [5] (0:12.31)	0:37.36	+0
5	1	<b>HIGH I CUE</b> Emma MacPherson	8	65.9 1600m	0:11.19 1600m	0:25.38 [3] (0:12.86)	0:12.52 [3] (0:12.52)	0:37.87	+8
6	8	<b>EVRYNOW'N'THEN</b> Cecily Eaton	6	65.3 1600m	0:11.23 1600m	0:24.77 [8] (0:12.49)	0:12.28 [6] (0:12.28)	0:37.30	+0
7	3	<b>BARRYMORE</b> Madeleine Wishart	4	67.1 1600m	0:10.95 1600m	0:25.35 [6] (0:12.69)	0:12.66 [8] (0:12.66)	0:38.16	+1
8	6	<b>ULTIMATE POWER</b> Montanna Savva	7	66.8 1400m	0:11.08 1600m	0:26.44 [2] (0:13.02)	0:13.42 [4] (0:13.42)	0:39.02	+10
9	9	<b>TYCOON PLAYER</b> Kenji Yoshida	1	66.3 1600m	0:11.07 1600m	0:27.01 [5] (0:13.35)	0:13.66 [9] (0:13.66)	0:39.95	-4



Horse/Jockey Name	Flying Joy
Final Rank	1
Fastest Section Time (Section)	0:11.00 (1600m)
Top Speed [km/h] (Section)	65.8 (1600m)
Race State	Finished



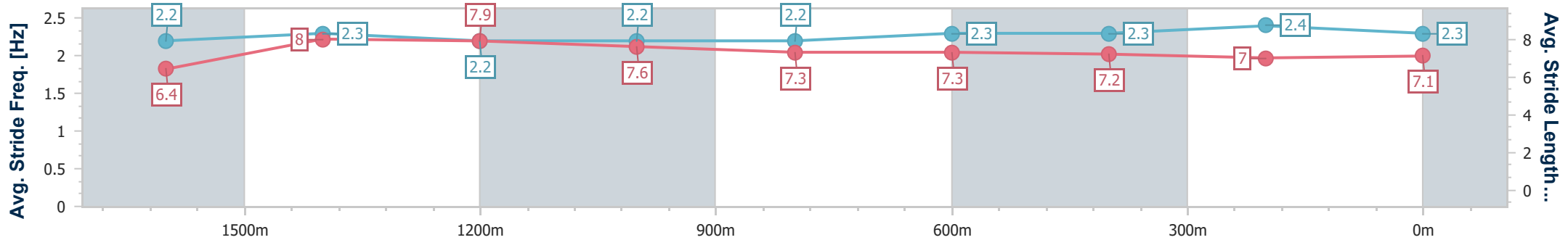
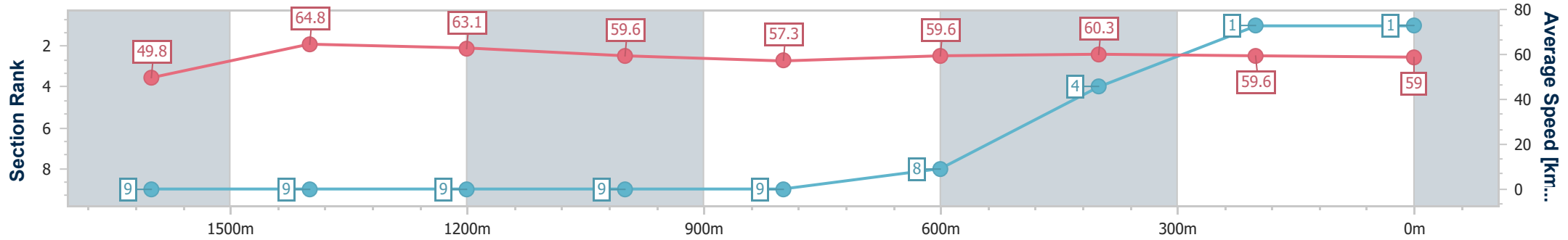
Toowoomba QLD Professional  
Race 6: MM ELECTRICAL TOOWOOMBA BENCHMARK 62  
Handicap - 1850m



26 November 2022 - 20:15

Track Rating: Good 3, Weather: Fine, Rail Position: True Entire Course

Section	Overall	1600m	1400m	1200m	1000m	800m	600m	400m	200m				
Section Times	1:53.91 [1] (0:18.26)	1:35.65 [9] (0:11.00)	1:24.65 [9] (0:11.38)	1:13.27 [9] (0:12.08)	1:01.19 [9] (0:12.56)	0:48.63 [9] (0:12.07)	0:36.56 [8] (0:12.10)	0:24.46 [4] (0:12.28)	0:12.18 [1] (0:12.18)				
Average Speed [km/h]	49.8	64.8	63.1	59.6	57.3	59.6	60.3	59.6	59.0				
Top Speed [km/h]	64.5	65.8	65.3	60.7	58.0	62.4	61.4	60.3	60.4				
Avg. Dist. to Rail [m]	6.7	2.7	0.6	0.5	0.3	0.6	2.5	4.6	7.8				
Avg. Stride Freq. [Hz]	2.2	2.3	2.2	2.2	2.2	2.3	2.3	2.4	2.3				
Avg. Stride Length [m]	6.4	8.0	7.9	7.6	7.3	7.3	7.2	7.0	7.1				



- [ ] Ranking at each section and finish
- .-.- No data available at this section
- NA No data available



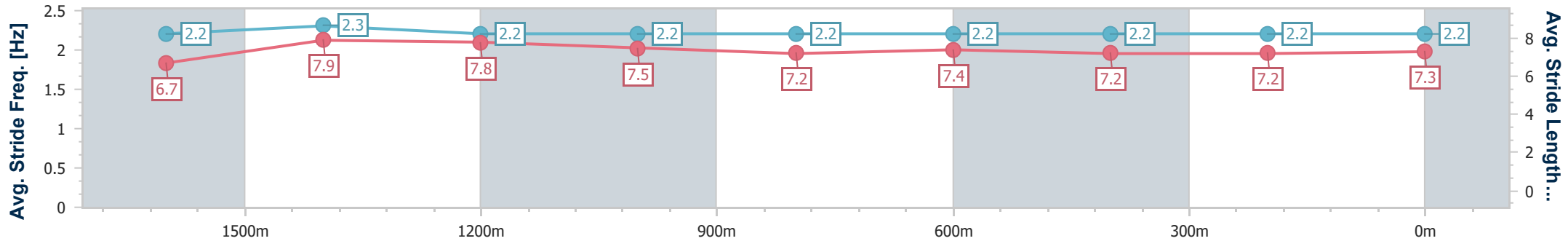
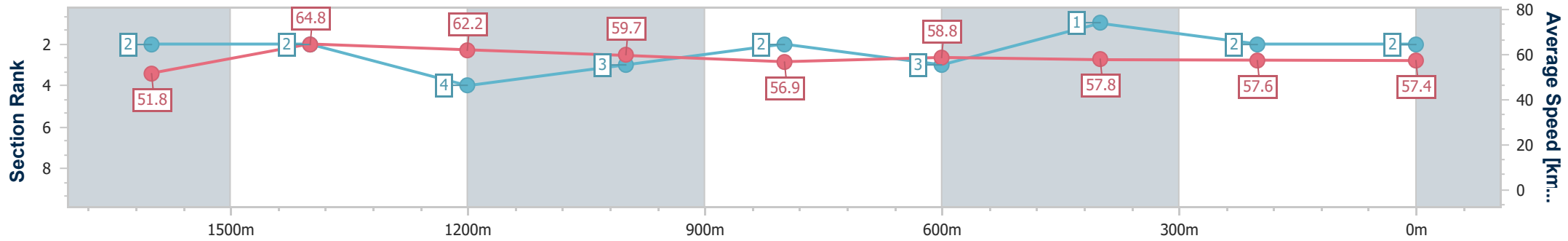
Horse/Jockey Name	Strut
Final Rank	2
Fastest Section Time (Section)	0:11.07 (1600m)
Top Speed [km/h] (Section)	66.6 (1600m)
Race State	Finished



Toowoomba QLD Professional  
 Race 6: MM ELECTRICAL TOOWOOMBA BENCHMARK 62  
 Handicap - 1850m  
 26 November 2022 - 20:15  
 Track Rating: Good 3, Weather: Fine, Rail Position: True Entire Course



Section	Overall	1600m	1400m	1200m	1000m	800m	600m	400m	200m
Section Times	1:54.45 [2] (0:17.42)	1:37.03 [2] (0:11.07)	1:25.96 [2] (0:11.51)	1:14.45 [4] (0:12.00)	1:02.45 [3] (0:12.58)	0:49.87 [2] (0:12.24)	0:37.63 [3] (0:12.53)	0:25.10 [1] (0:12.58)	0:12.52 [2] (0:12.52)
Average Speed [km/h]	51.8	64.8	62.2	59.7	56.9	58.8	57.8	57.6	57.4
Top Speed [km/h]	63.4	66.6	64.2	62.1	57.3	60.3	58.8	59.3	58.9
Avg. Dist. to Rail [m]	2.5	1.0	1.4	2.3	2.0	1.3	1.3	2.5	4.1
Avg. Stride Freq. [Hz]	2.2	2.3	2.2	2.2	2.2	2.2	2.2	2.2	2.2
Avg. Stride Length [m]	6.7	7.9	7.8	7.5	7.2	7.4	7.2	7.2	7.3



- [ ] Ranking at each section and finish
- .-.- No data available at this section
- NA No data available



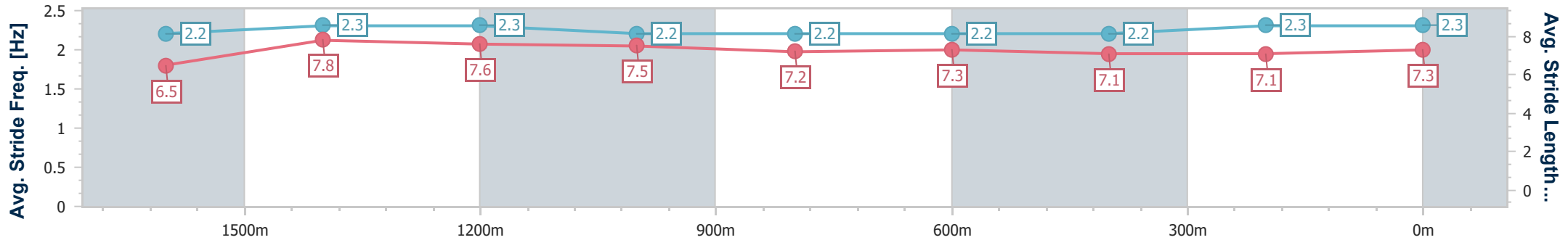
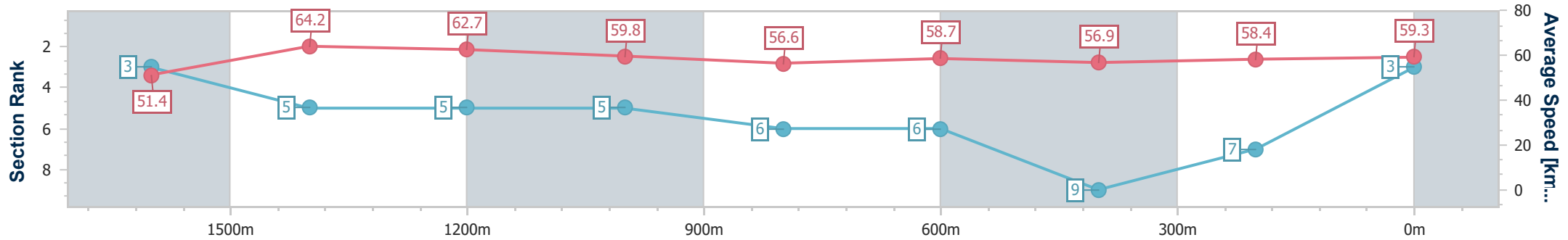
Horse/Jockey Name	By the Law
Final Rank	3
Fastest Section Time (Section)	0:11.15 (1600m)
Top Speed [km/h] (Section)	66.0 (1600m)
Race State	Finished



Toowoomba QLD Professional  
 Race 6: MM ELECTRICAL TOOWOOMBA BENCHMARK 62  
 Handicap - 1850m  
 26 November 2022 - 20:15  
 Track Rating: Good 3, Weather: Fine, Rail Position: True Entire Course



Section	Overall	1600m	1400m	1200m	1000m	800m	600m	400m	200m
Section Times	1:54.52 [3] (0:17.54)	1:36.98 [3] (0:11.15)	1:25.83 [5] (0:11.50)	1:14.33 [5] (0:12.06)	1:02.27 [5] (0:12.64)	0:49.63 [6] (0:12.20)	0:37.43 [6] (0:12.76)	0:24.67 [9] (0:12.54)	0:12.13 [7] (0:12.13)
Average Speed [km/h]	51.4	64.2	62.7	59.8	56.6	58.7	56.9	58.4	59.3
Top Speed [km/h]	63.5	66.0	65.1	60.9	57.9	60.3	60.0	59.3	59.7
Avg. Dist. to Rail [m]	2.7	1.3	0.3	0.4	1.6	1.0	1.3	5.5	9.6
Avg. Stride Freq. [Hz]	2.2	2.3	2.3	2.2	2.2	2.2	2.2	2.3	2.3
Avg. Stride Length [m]	6.5	7.8	7.6	7.5	7.2	7.3	7.1	7.1	7.3



- [ ] Ranking at each section and finish
- .-.- No data available at this section
- NA No data available



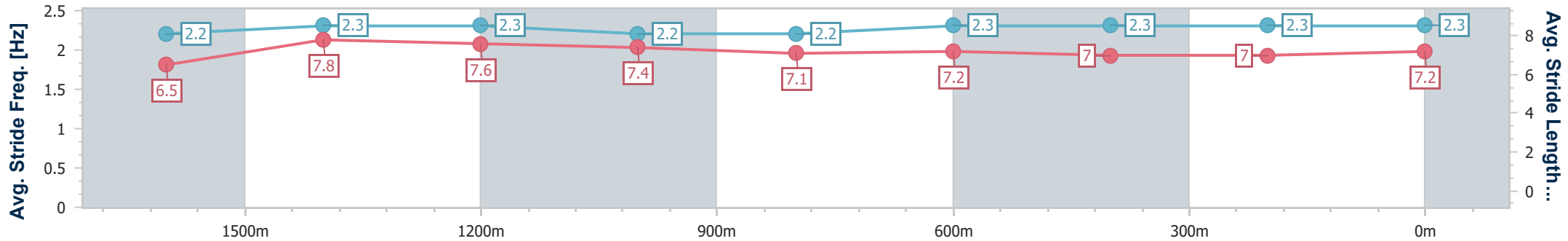
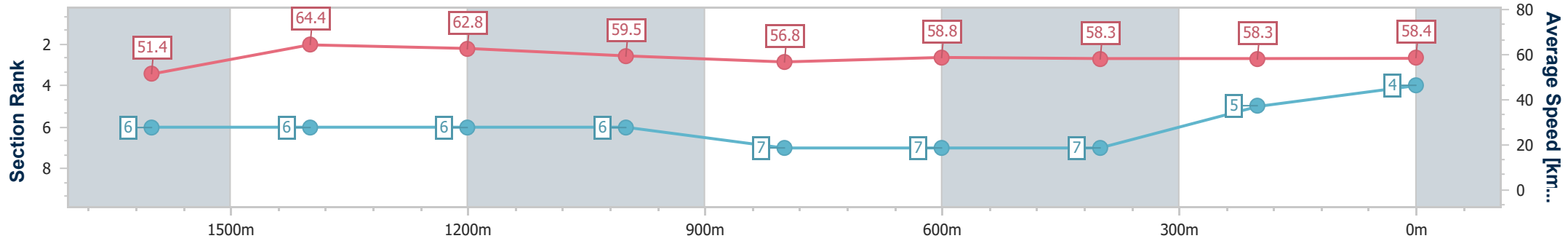
Horse/Jockey Name	Ego Dancer
Final Rank	4
Fastest Section Time (Section)	0:11.13 (1600m)
Top Speed [km/h] (Section)	67.0 (1600m)
Race State	Finished



Toowoomba QLD Professional  
 Race 6: MM ELECTRICAL TOOWOOMBA BENCHMARK 62  
 Handicap - 1850m  
 26 November 2022 - 20:15  
 Track Rating: Good 3, Weather: Fine, Rail Position: True Entire Course



Section	Overall	1600m	1400m	1200m	1000m	800m	600m	400m	200m				
Section Times	1:54.55 [4] (0:17.64)	1:36.91 [6] (0:11.13)	1:25.78 [6] (0:11.47)	1:14.31 [6] (0:12.09)	1:02.22 [6] (0:12.62)	0:49.60 [7] (0:12.24)	0:37.36 [7] (0:12.55)	0:24.81 [7] (0:12.50)	0:12.31 [5] (0:12.31)				
Average Speed [km/h]	51.4	64.4	62.8	59.5	56.8	58.8	58.3	58.3	58.4				
Top Speed [km/h]	63.4	67.0	66.2	61.0	58.4	60.1	60.4	58.9	58.7				
Avg. Dist. to Rail [m]	3.5	0.6	0.1	0.3	1.2	1.1	3.2	3.7	7.2				
Avg. Stride Freq. [Hz]	2.2	2.3	2.3	2.2	2.2	2.3	2.3	2.3	2.3				
Avg. Stride Length [m]	6.5	7.8	7.6	7.4	7.1	7.2	7.0	7.0	7.2				



- [ ] Ranking at each section and finish
- .-.- No data available at this section
- NA No data available



Horse/Jockey Name	High I Cue
Final Rank	5
Fastest Section Time (Section)	0:11.19 (1600m)
Top Speed [km/h] (Section)	65.9 (1600m)
Race State	Finished



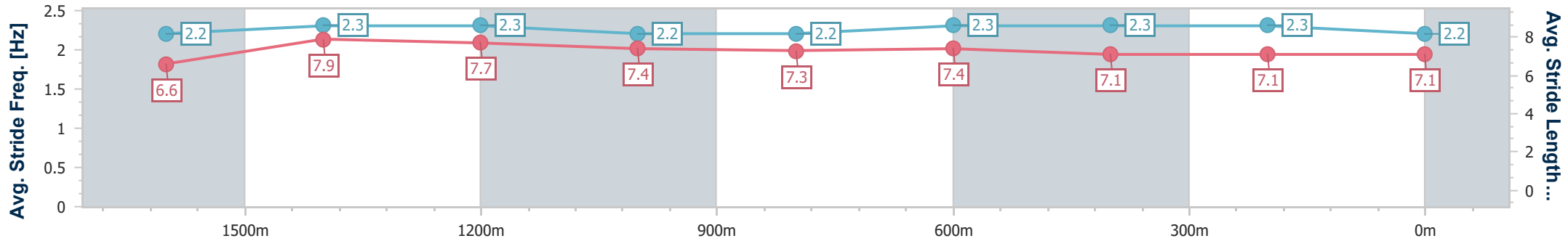
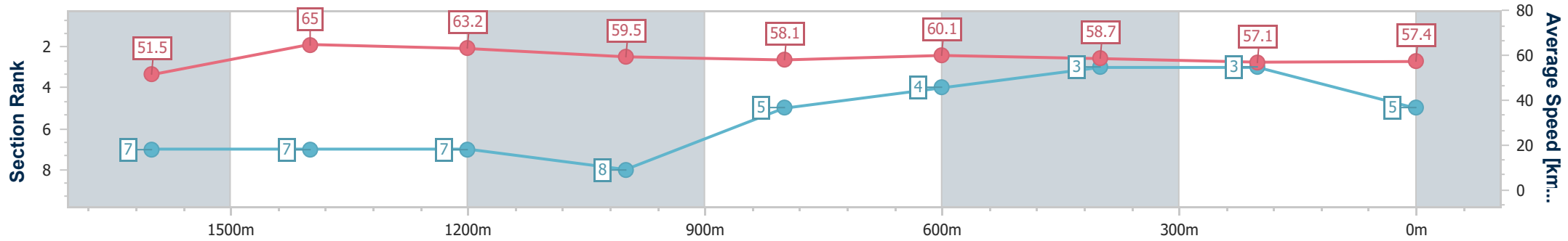
Toowoomba QLD Professional  
 Race 6: MM ELECTRICAL TOOWOOMBA BENCHMARK 62  
 Handicap - 1850m



26 November 2022 - 20:15

Track Rating: Good 3, Weather: Fine, Rail Position: True Entire Course

Section	Overall	1600m	1400m	1200m	1000m	800m	600m	400m	200m
Section Times	1:54.64 [5] (0:17.79)	1:36.85 [7] (0:11.19)	1:25.66 [7] (0:11.46)	1:14.20 [7] (0:12.09)	1:02.11 [8] (0:12.30)	0:49.81 [5] (0:11.94)	0:37.87 [4] (0:12.49)	0:25.38 [3] (0:12.86)	0:12.52 [3] (0:12.52)
Average Speed [km/h]	51.5	65.0	63.2	59.5	58.1	60.1	58.7	57.1	57.4
Top Speed [km/h]	64.5	65.9	65.6	61.4	60.1	61.2	60.9	58.1	58.2
Avg. Dist. to Rail [m]	6.8	2.5	1.1	0.5	1.7	1.3	3.0	5.9	9.4
Avg. Stride Freq. [Hz]	2.2	2.3	2.3	2.2	2.2	2.3	2.3	2.3	2.2
Avg. Stride Length [m]	6.6	7.9	7.7	7.4	7.3	7.4	7.1	7.1	7.1



- [ ] Ranking at each section and finish
- .-.- No data available at this section
- NA No data available



Horse/Jockey Name	Evrynow'n'then
Final Rank	6
Fastest Section Time (Section)	0:11.23 (1600m)
Top Speed [km/h] (Section)	65.3 (1600m)
Race State	Finished



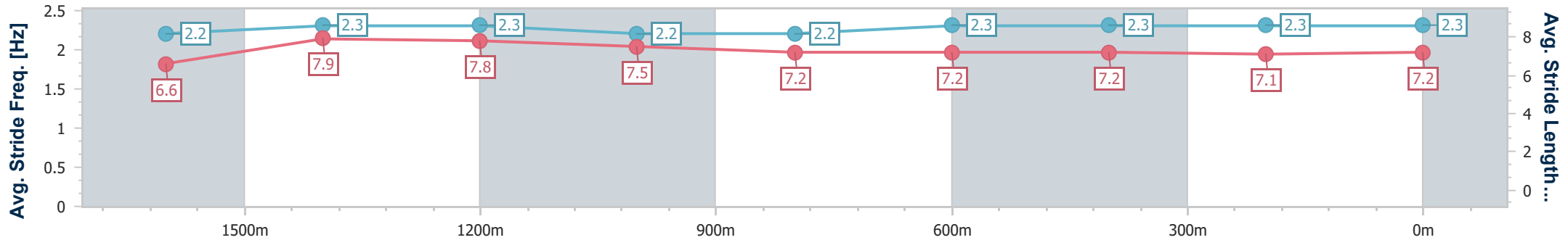
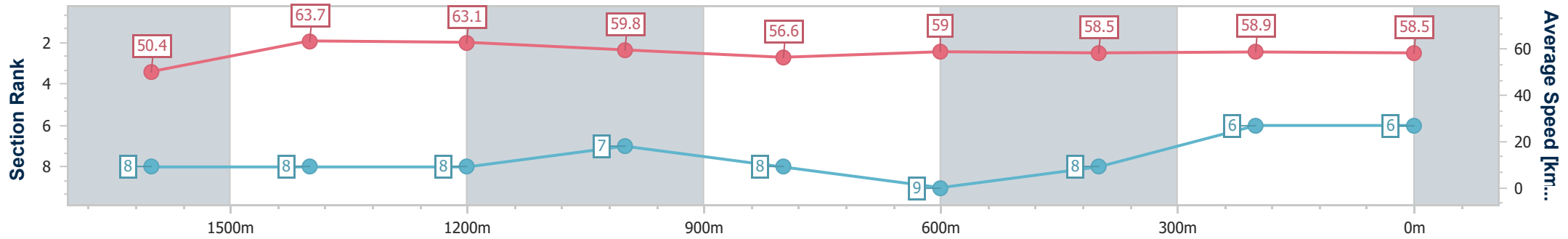
Toowoomba QLD Professional  
Race 6: MM ELECTRICAL TOOWOOMBA BENCHMARK 62  
Handicap - 1850m



26 November 2022 - 20:15

Track Rating: Good 3, Weather: Fine, Rail Position: True Entire Course

Section	Overall	1600m	1400m	1200m	1000m	800m	600m	400m	200m
Section Times	1:54.74 [6] (0:17.95)	1:36.79 [8] (0:11.23)	1:25.56 [8] (0:11.39)	1:14.17 [8] (0:12.05)	1:02.12 [7] (0:12.67)	0:49.45 [8] (0:12.15)	0:37.30 [9] (0:12.53)	0:24.77 [8] (0:12.49)	0:12.28 [6] (0:12.28)
Average Speed [km/h]	50.4	63.7	63.1	59.8	56.6	59.0	58.5	58.9	58.5
Top Speed [km/h]	62.3	65.3	65.2	61.6	58.0	61.3	60.5	59.7	59.3
Avg. Dist. to Rail [m]	3.9	1.7	0.5	0.2	1.0	0.8	3.0	6.3	10.7
Avg. Stride Freq. [Hz]	2.2	2.3	2.3	2.2	2.2	2.3	2.3	2.3	2.3
Avg. Stride Length [m]	6.6	7.9	7.8	7.5	7.2	7.2	7.2	7.1	7.2



- [ ] Ranking at each section and finish
- .-.- No data available at this section
- NA No data available





Horse/Jockey Name	Barrymore
Final Rank	7
Fastest Section Time (Section)	0:10.95 (1600m)
Top Speed [km/h] (Section)	67.1 (1600m)
Race State	Finished



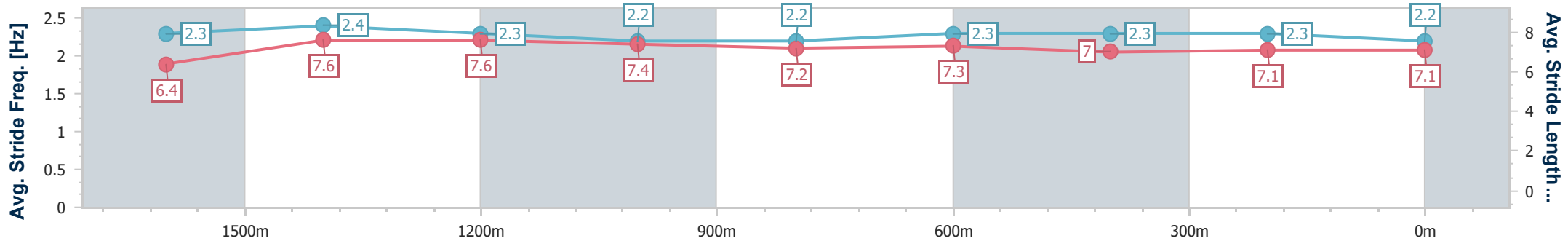
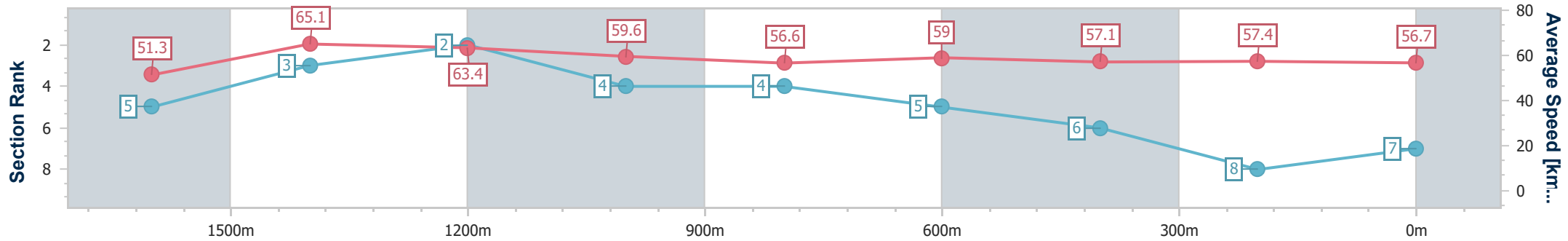
Toowoomba QLD Professional  
 Race 6: MM ELECTRICAL TOOWOOMBA BENCHMARK 62  
 Handicap - 1850m



26 November 2022 - 20:15

Track Rating: Good 3, Weather: Fine, Rail Position: True Entire Course

Section	Overall	1600m	1400m	1200m	1000m	800m	600m	400m	200m
Section Times	1:55.16 [7] (0:17.64)	1:37.52 [5] (0:10.95)	1:26.57 [3] (0:11.33)	1:15.24 [2] (0:12.07)	1:03.17 [4] (0:12.72)	0:50.45 [4] (0:12.29)	0:38.16 [5] (0:12.81)	0:25.35 [6] (0:12.69)	0:12.66 [8] (0:12.66)
Average Speed [km/h]	51.3	65.1	63.4	59.6	56.6	59.0	57.1	57.4	56.7
Top Speed [km/h]	66.8	67.1	64.2	60.8	58.2	60.6	60.6	58.5	57.6
Avg. Dist. to Rail [m]	4.5	2.4	0.8	1.0	0.4	2.1	3.2	3.2	2.3
Avg. Stride Freq. [Hz]	2.3	2.4	2.3	2.2	2.2	2.3	2.3	2.3	2.2
Avg. Stride Length [m]	6.4	7.6	7.6	7.4	7.2	7.3	7.0	7.1	7.1



- [ ] Ranking at each section and finish
- .-.- No data available at this section
- NA No data available



Horse/Jockey Name	Ultimate Power
Final Rank	8
Fastest Section Time (Section)	0:11.08 (1600m)
Top Speed [km/h] (Section)	66.8 (1400m)
Race State	Finished



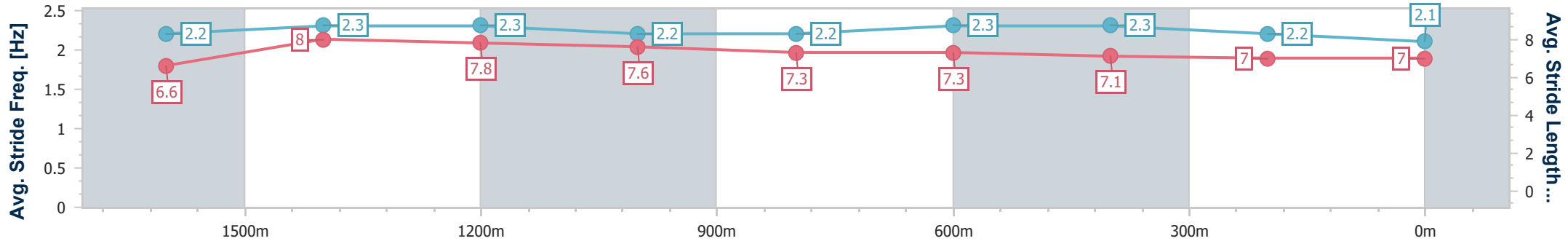
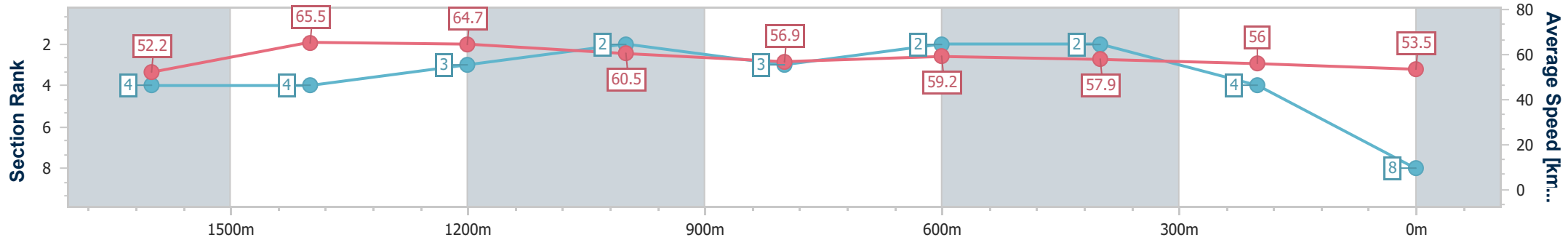
Toowoomba QLD Professional  
 Race 6: MM ELECTRICAL TOOWOOMBA BENCHMARK 62  
 Handicap - 1850m



26 November 2022 - 20:15

Track Rating: Good 3, Weather: Fine, Rail Position: True Entire Course

Section	Overall	1600m	1400m	1200m	1000m	800m	600m	400m	200m
Section Times	1:55.76 [8] (0:17.56)	1:38.20 [4] (0:11.08)	1:27.12 [4] (0:11.32)	1:15.80 [3] (0:11.95)	1:03.85 [2] (0:12.64)	0:51.21 [3] (0:12.19)	0:39.02 [2] (0:12.58)	0:26.44 [2] (0:13.02)	0:13.42 [4] (0:13.42)
Average Speed [km/h]	52.2	65.5	64.7	60.5	56.9	59.2	57.9	56.0	53.5
Top Speed [km/h]	65.1	66.0	66.8	63.1	57.6	61.3	59.4	57.0	55.1
Avg. Dist. to Rail [m]	6.1	2.2	3.1	1.4	0.3	1.1	2.3	3.6	4.5
Avg. Stride Freq. [Hz]	2.2	2.3	2.3	2.2	2.2	2.3	2.3	2.2	2.1
Avg. Stride Length [m]	6.6	8.0	7.8	7.6	7.3	7.3	7.1	7.0	7.0



- [ ] Ranking at each section and finish
- .-.- No data available at this section
- NA No data available



Horse/Jockey Name	Tycoon Player
Final Rank	9
Fastest Section Time (Section)	0:11.07 (1600m)
Top Speed [km/h] (Section)	66.3 (1600m)
Race State	Finished



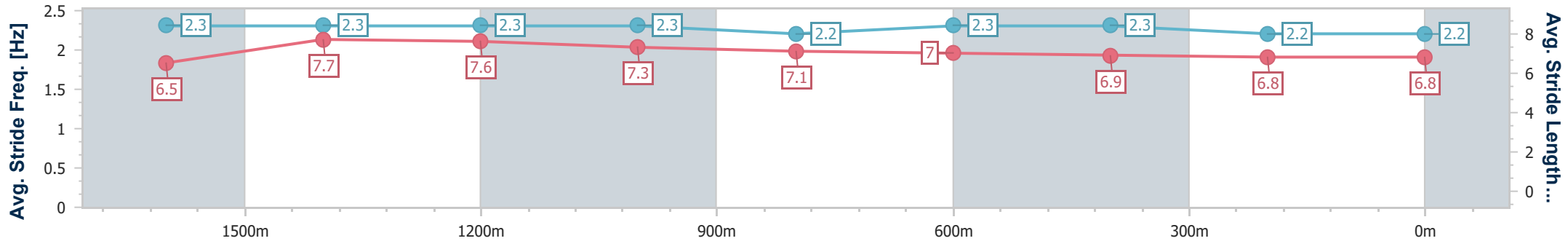
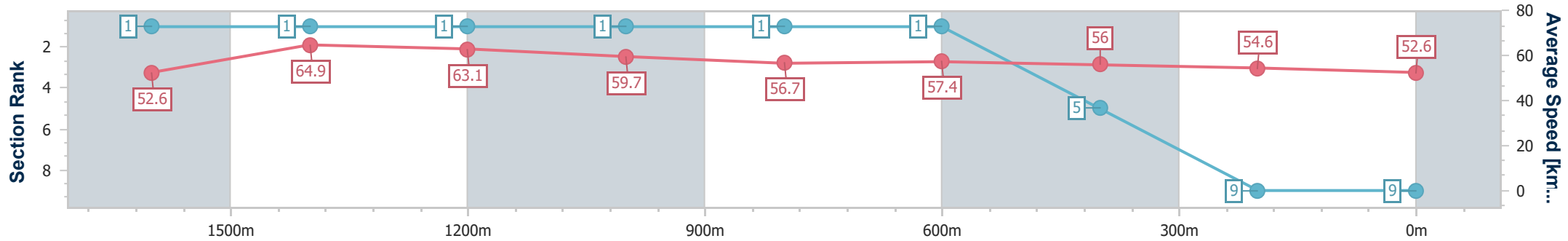
Toowoomba QLD Professional  
 Race 6: MM ELECTRICAL TOOWOOMBA BENCHMARK 62  
 Handicap - 1850m



26 November 2022 - 20:15

Track Rating: Good 3, Weather: Fine, Rail Position: True Entire Course

Section	Overall	1600m	1400m	1200m	1000m	800m	600m	400m	200m
Section Times	1:56.72 [9] (0:17.25)	1:39.47 [1] (0:11.07)	1:28.40 [1] (0:11.34)	1:17.06 [1] (0:12.02)	1:05.04 [1] (0:12.62)	0:52.42 [1] (0:12.47)	0:39.95 [1] (0:12.94)	0:27.01 [5] (0:13.35)	0:13.66 [9] (0:13.66)
Average Speed [km/h]	52.6	64.9	63.1	59.7	56.7	57.4	56.0	54.6	52.6
Top Speed [km/h]	63.8	66.3	66.2	61.5	58.0	59.2	57.9	55.9	54.2
Avg. Dist. to Rail [m]	3.5	0.8	1.0	1.7	2.0	0.9	1.3	3.7	5.9
Avg. Stride Freq. [Hz]	2.3	2.3	2.3	2.3	2.2	2.3	2.3	2.2	2.2
Avg. Stride Length [m]	6.5	7.7	7.6	7.3	7.1	7.0	6.9	6.8	6.8



- [ ] Ranking at each section and finish
- .-.- No data available at this section
- NA No data available