

Track Rating: Soft 7, Weather: Overcast, Rail Position: +2m Entire

Section		Overall										Last 600m	
Field Times		1:11.48										0:35.53	
		(0:13.62)										(0:11.88)	
		0:57.86										0:11.47	
		(0:10.65)										(0:11.47)	
		0:47.21										0:23.35	
		(0:11.68)										(0:12.18)	
		0:35.53										0:23.35	
		(0:12.18)										(0:11.88)	
		0:23.35										0:11.47	
		(0:11.88)										(0:11.47)	
		0:11.47										0:11.47	
		(0:11.47)										(0:11.47)	
Rank	TAB	Horse/Jockey	Barrier	Top Speed [km/h]	Fastest Section	Overall	1000m	800m	600m	400m	200m	Margin	Distance Travelled [m]
1	6	CAPITAL GIRL Ryan Wiggins	14	67.4	0:10.88	1:11.48 [1]	0:57.32 [7]	0:46.44 [8]	0:34.98 [6]	0:22.95 [5]	0:11.47 [1]	1:11.48	0:34.98
				1000m	1000m	(0:14.16)	(0:10.88)	(0:11.46)	(0:12.03)	(0:11.48)	(0:11.47)		
2	15	LEISURE GAMES Jason Taylor	12	67.6	0:10.69	1:12.43 [2]	0:58.10 [9]	0:47.41 [9]	0:35.69 [9]	0:23.60 [9]	0:11.85 [6]	5.5L	0:35.69 -9
				1000m	1000m	(0:14.33)	(0:10.69)	(0:11.72)	(0:12.09)	(0:11.75)	(0:11.85)		
3	4	SINNAMON TOAST Jag Guthmann-Chester	3	68.1	0:10.73	1:12.47 [3]	0:58.40 [6]	0:47.67 [6]	0:36.00 [7]	0:23.94 [6]	0:11.93 [5]	5.7L	0:36.00 -3
				1000m	1000m	(0:14.07)	(0:10.73)	(0:11.67)	(0:12.06)	(0:12.01)	(0:11.93)		
4	7	GLIDE ON BY Georgina Cartwright	4	69.4	0:10.80	1:12.58 [4]	0:58.42 [8]	0:47.62 [7]	0:35.99 [8]	0:23.84 [8]	0:11.89 [8]	6.2L	0:35.99 -2
				1000m	1000m	(0:14.16)	(0:10.80)	(0:11.63)	(0:12.15)	(0:11.95)	(0:11.89)		
5	12	STELLARASHI Marnu Potgieter	2	67.6	0:10.91	1:12.79 [5]	0:58.97 [2]	0:48.06 [3]	0:36.44 [4]	0:24.31 [4]	0:12.38 [3]	7.5L	0:36.44 -6
				1000m	1000m	(0:13.82)	(0:10.91)	(0:11.62)	(0:12.13)	(0:11.93)	(0:12.38)		
6	5	MR CICCOLINA Martin Harley	7	66.9	0:10.90	1:12.86 [6]	0:58.98 [4]	0:48.08 [5]	0:36.53 [3]	0:24.46 [3]	0:12.50 [2]	7.8L	0:36.53 -2
				1000m	1000m	(0:13.88)	(0:10.90)	(0:11.55)	(0:12.07)	(0:11.96)	(0:12.50)		
7	13	FOREBEARS Micheal Hellyer	6	68.9	0:10.65	1:13.19 [7]	0:59.57 [1]	0:48.92 [1]	0:37.24 [1]	0:25.06 [1]	0:12.82 [4]	9.6L	0:37.24 -5
				1000m	1000m	(0:13.62)	(0:10.65)	(0:11.68)	(0:12.18)	(0:12.24)	(0:12.82)		
8	11	MY DAY Anna Bakos	5	68.1	0:10.85	1:13.21 [8]	0:59.28 [5]	0:48.43 [4]	0:36.75 [5]	0:24.57 [7]	0:12.38 [9]	9.7L	0:36.75 -3
				1000m	1000m	(0:13.93)	(0:10.85)	(0:11.68)	(0:12.18)	(0:12.19)	(0:12.38)		
9	3	BENEDICT ARNOLD Nozi Tomizawa	1	67.9	0:10.84	1:13.29 [9]	0:59.46 [3]	0:48.62 [2]	0:37.04 [2]	0:24.98 [2]	0:12.64 [7]	10.1L	0:37.04 -7
				Overall	1000m	(0:13.83)	(0:10.84)	(0:11.58)	(0:12.06)	(0:12.34)	(0:12.64)		

Scratched: Baltray (#1), Due Diligence (#2), She Shall Rule (#8), Super Shares (#9), Valiant Joan (#10), Gateways (#14)



Horse/Jockey Name	Capital Girl
Final Rank	1
Fastest Section Time (Section)	0:10.88 (1000m)
Top Speed [km/h] (Section)	67.4 (1000m)
Race State	Finished



Ipswich QLD Professional

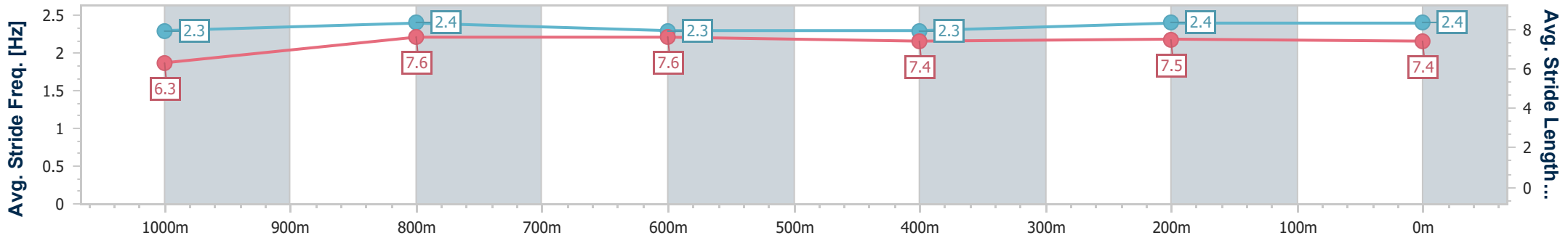
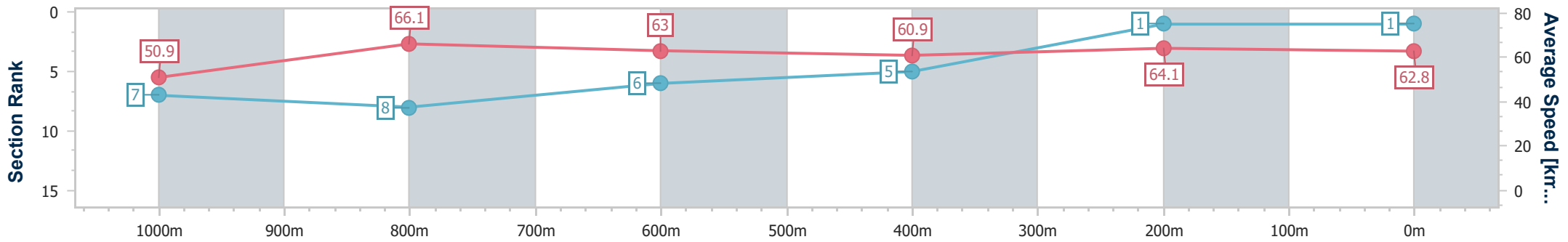
Race 4: OSS Maiden Handicap - 1200m

02 December 2022 - 14:43



Track Rating: Soft 7, Weather: Overcast, Rail Position: +2m Entire

Section	Overall	1000m	800m	600m	400m	200m
Section Times	1:11.48 [1] (0:14.16)	0:57.32 [7] (0:10.88)	0:46.44 [8] (0:11.46)	0:34.98 [6] (0:12.03)	0:22.95 [5] (0:11.48)	0:11.47 [1] (0:11.47)
Average Speed [km/h]	50.9	66.1	63.0	60.9	64.1	62.8
Top Speed [km/h]	66.1	67.4	65.2	64.0	65.3	64.5
Avg. Dist. to Rail [m]	7.4	1.0	1.2	4.2	6.0	6.3
Avg. Stride Freq. [Hz]	2.3	2.4	2.3	2.3	2.4	2.4
Avg. Stride Length [m]	6.3	7.6	7.6	7.4	7.5	7.4



- [] Ranking at each section and finish
- .-.- No data available at this section
- NA No data available



Horse/Jockey Name	Leisure Games
Final Rank	2
Fastest Section Time (Section)	0:10.69 (1000m)
Top Speed [km/h] (Section)	67.6 (1000m)
Race State	Finished



Ipswich QLD Professional

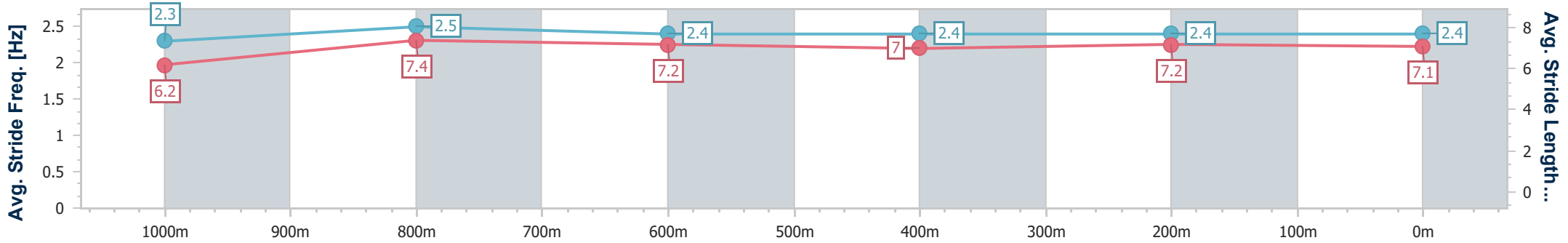
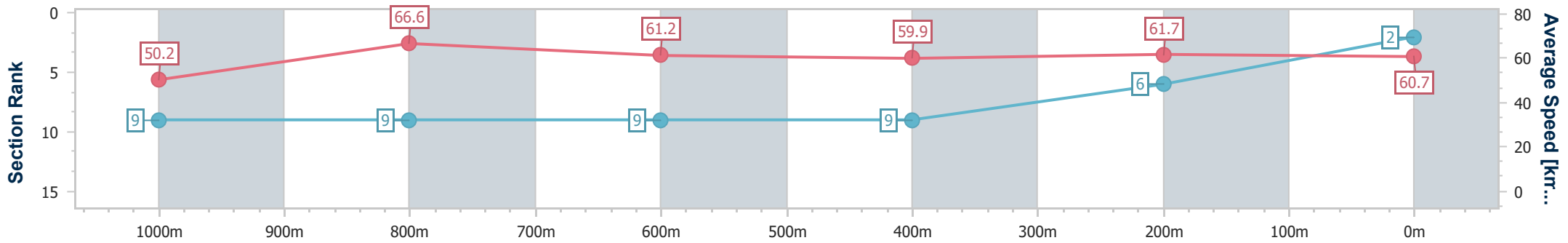
Race 4: OSS Maiden Handicap - 1200m

02 December 2022 - 14:43



Track Rating: Soft 7, Weather: Overcast, Rail Position: +2m Entire

Section	Overall	1000m	800m	600m	400m	200m
Section Times	1:12.43 [2] (0:14.33)	0:58.10 [9] (0:10.69)	0:47.41 [9] (0:11.72)	0:35.69 [9] (0:12.09)	0:23.60 [9] (0:11.75)	0:11.85 [6] (0:11.85)
Average Speed [km/h]	50.2	66.6	61.2	59.9	61.7	60.7
Top Speed [km/h]	65.8	67.6	63.9	61.2	63.2	63.0
Avg. Dist. to Rail [m]	5.4	4.5	1.4	1.6	1.8	3.8
Avg. Stride Freq. [Hz]	2.3	2.5	2.4	2.4	2.4	2.4
Avg. Stride Length [m]	6.2	7.4	7.2	7.0	7.2	7.1



- [] Ranking at each section and finish
- .-.- No data available at this section
- NA No data available



Horse/Jockey Name	Sinnamon Toast
Final Rank	3
Fastest Section Time (Section)	0:10.73 (1000m)
Top Speed [km/h] (Section)	68.1 (1000m)
Race State	Finished



Ipswich QLD Professional

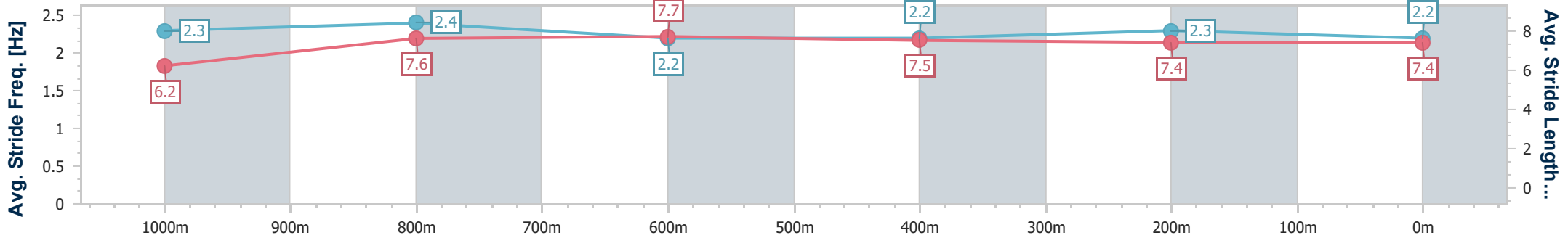
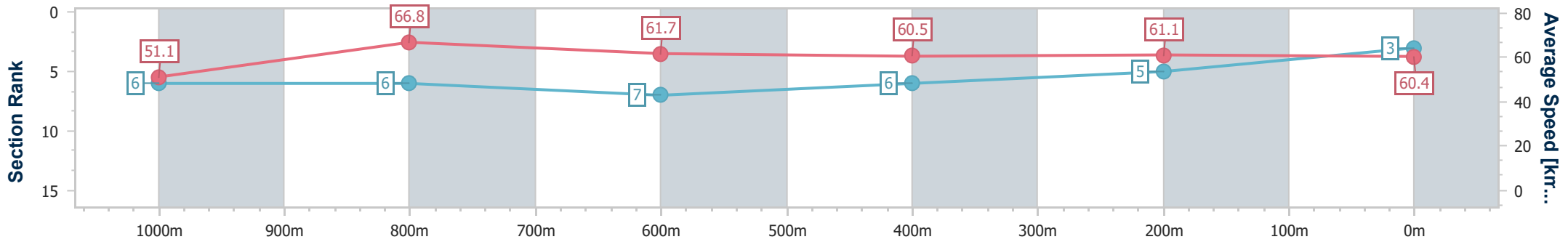
Race 4: OSS Maiden Handicap - 1200m

02 December 2022 - 14:43



Track Rating: Soft 7, Weather: Overcast, Rail Position: +2m Entire

Section	Overall	1000m	800m	600m	400m	200m
Section Times	1:12.47 [3] (0:14.07)	0:58.40 [6] (0:10.73)	0:47.67 [6] (0:11.67)	0:36.00 [7] (0:12.06)	0:23.94 [6] (0:12.01)	0:11.93 [5] (0:11.93)
Average Speed [km/h]	51.1	66.8	61.7	60.5	61.1	60.4
Top Speed [km/h]	67.7	68.1	64.3	61.2	61.9	61.5
Avg. Dist. to Rail [m]	3.9	2.1	1.2	3.1	5.7	5.5
Avg. Stride Freq. [Hz]	2.3	2.4	2.2	2.2	2.3	2.2
Avg. Stride Length [m]	6.2	7.6	7.7	7.5	7.4	7.4



- [] Ranking at each section and finish
- .-.- No data available at this section
- NA No data available



Horse/Jockey Name	Glide On By
Final Rank	4
Fastest Section Time (Section)	0:10.80 (1000m)
Top Speed [km/h] (Section)	69.4 (1000m)
Race State	Finished



Ipswich QLD Professional

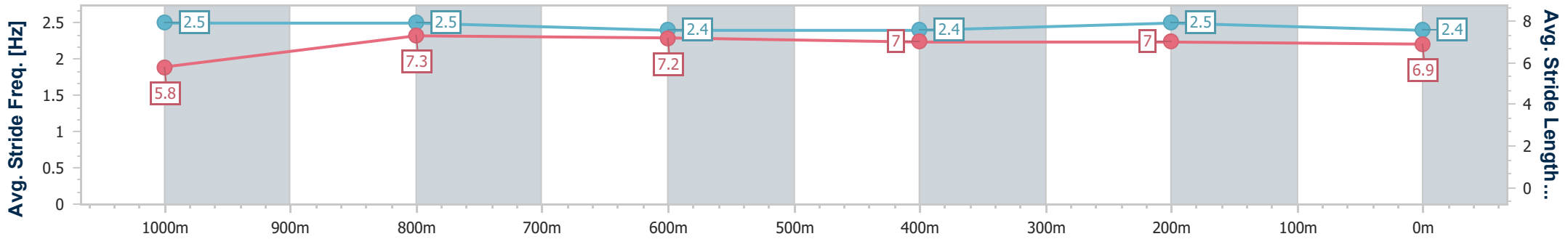
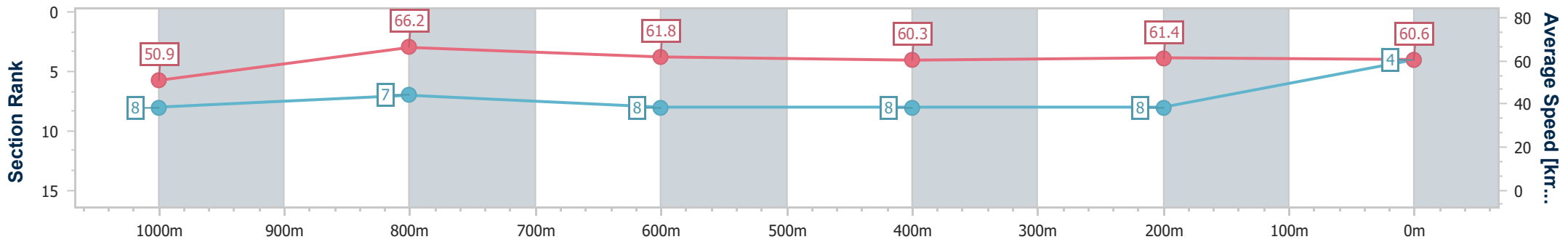
Race 4: OSS Maiden Handicap - 1200m

02 December 2022 - 14:43



Track Rating: Soft 7, Weather: Overcast, Rail Position: +2m Entire

Section	Overall	1000m	800m	600m	400m	200m
Section Times	1:12.58 [4] (0:14.16)	0:58.42 [8] (0:10.80)	0:47.62 [7] (0:11.63)	0:35.99 [8] (0:12.15)	0:23.84 [8] (0:11.95)	0:11.89 [8] (0:11.89)
Average Speed [km/h]	50.9	66.2	61.8	60.3	61.4	60.6
Top Speed [km/h]	68.7	69.4	64.4	62.4	63.5	61.9
Avg. Dist. to Rail [m]	5.1	2.1	1.7	3.7	5.4	6.2
Avg. Stride Freq. [Hz]	2.5	2.5	2.4	2.4	2.5	2.4
Avg. Stride Length [m]	5.8	7.3	7.2	7.0	7.0	6.9



- [] Ranking at each section and finish
- .-.- No data available at this section
- NA No data available



Horse/Jockey Name	Stellarashi
Final Rank	5
Fastest Section Time (Section)	0:10.91 (1000m)
Top Speed [km/h] (Section)	67.6 (1000m)
Race State	Finished



Ipswich QLD Professional

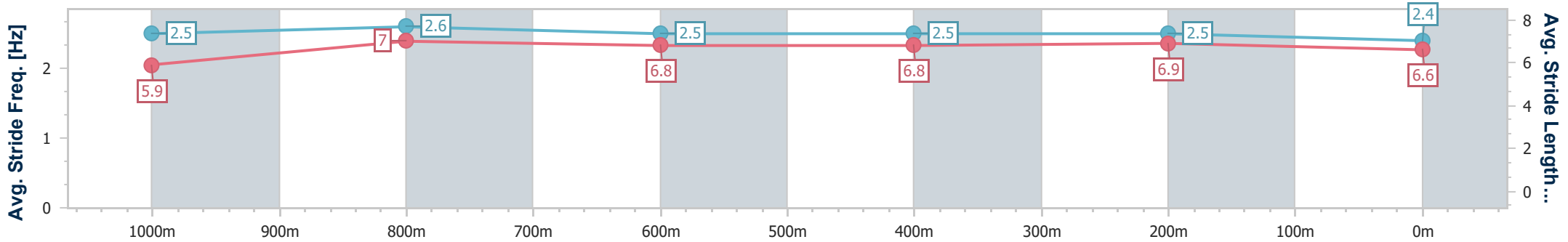
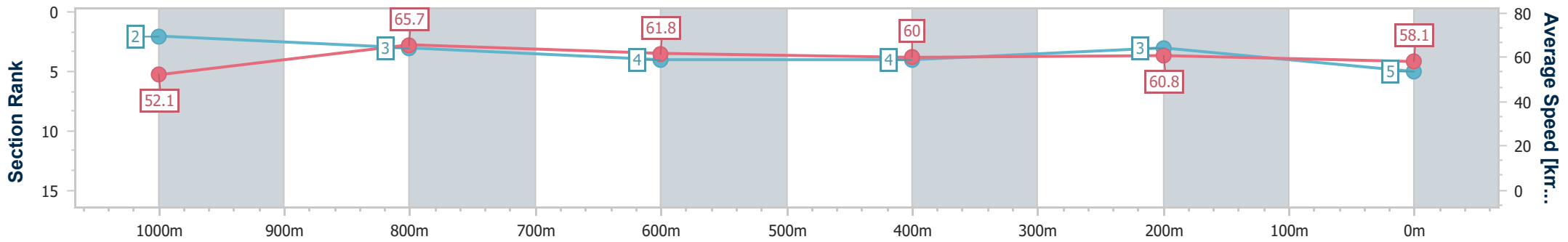
Race 4: OSS Maiden Handicap - 1200m

02 December 2022 - 14:43



Track Rating: Soft 7, Weather: Overcast, Rail Position: +2m Entire

Section	Overall	1000m	800m	600m	400m	200m
Section Times	1:12.79 [5] (0:13.82)	0:58.97 [2] (0:10.91)	0:48.06 [3] (0:11.62)	0:36.44 [4] (0:12.13)	0:24.31 [4] (0:11.93)	0:12.38 [3] (0:12.38)
Average Speed [km/h]	52.1	65.7	61.8	60.0	60.8	58.1
Top Speed [km/h]	67.5	67.6	64.4	61.0	61.4	60.7
Avg. Dist. to Rail [m]	4.6	1.5	0.8	2.3	2.6	2.8
Avg. Stride Freq. [Hz]	2.5	2.6	2.5	2.5	2.5	2.4
Avg. Stride Length [m]	5.9	7.0	6.8	6.8	6.9	6.6



- [] Ranking at each section and finish
- .-.- No data available at this section
- NA No data available



Horse/Jockey Name	Mr Ciccolina
Final Rank	6
Fastest Section Time (Section)	0:10.90 (1000m)
Top Speed [km/h] (Section)	66.9 (1000m)
Race State	Finished



Ipswich QLD Professional

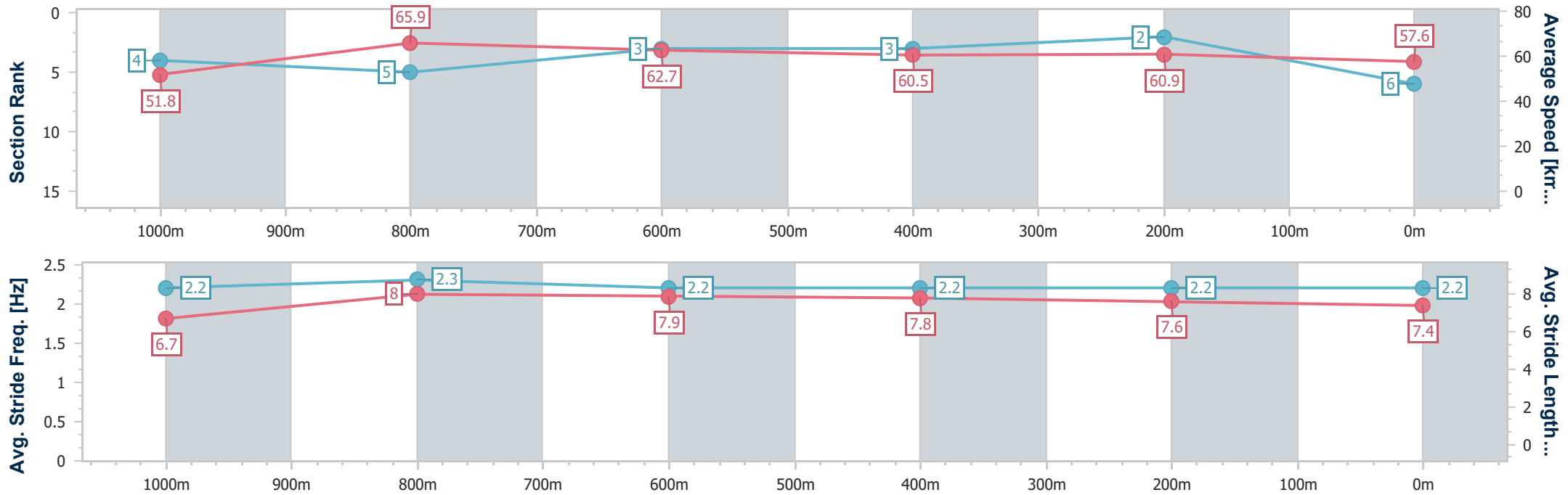
Race 4: OSS Maiden Handicap - 1200m

02 December 2022 - 14:43



Track Rating: Soft 7, Weather: Overcast, Rail Position: +2m Entire

Section	Overall	1000m	800m	600m	400m	200m
Section Times	1:12.86 [6] (0:13.88)	0:58.98 [4] (0:10.90)	0:48.08 [5] (0:11.55)	0:36.53 [3] (0:12.07)	0:24.46 [3] (0:11.96)	0:12.50 [2] (0:12.50)
Average Speed [km/h]	51.8	65.9	62.7	60.5	60.9	57.6
Top Speed [km/h]	65.0	66.9	65.1	62.0	62.0	60.6
Avg. Dist. to Rail [m]	7.1	1.3	1.4	3.5	3.2	2.8
Avg. Stride Freq. [Hz]	2.2	2.3	2.2	2.2	2.2	2.2
Avg. Stride Length [m]	6.7	8.0	7.9	7.8	7.6	7.4



- [] Ranking at each section and finish
- .-.- No data available at this section
- NA No data available



Horse/Jockey Name	Forebears
Final Rank	7
Fastest Section Time (Section)	0:10.65 (1000m)
Top Speed [km/h] (Section)	68.9 (1000m)
Race State	Finished



Ipswich QLD Professional

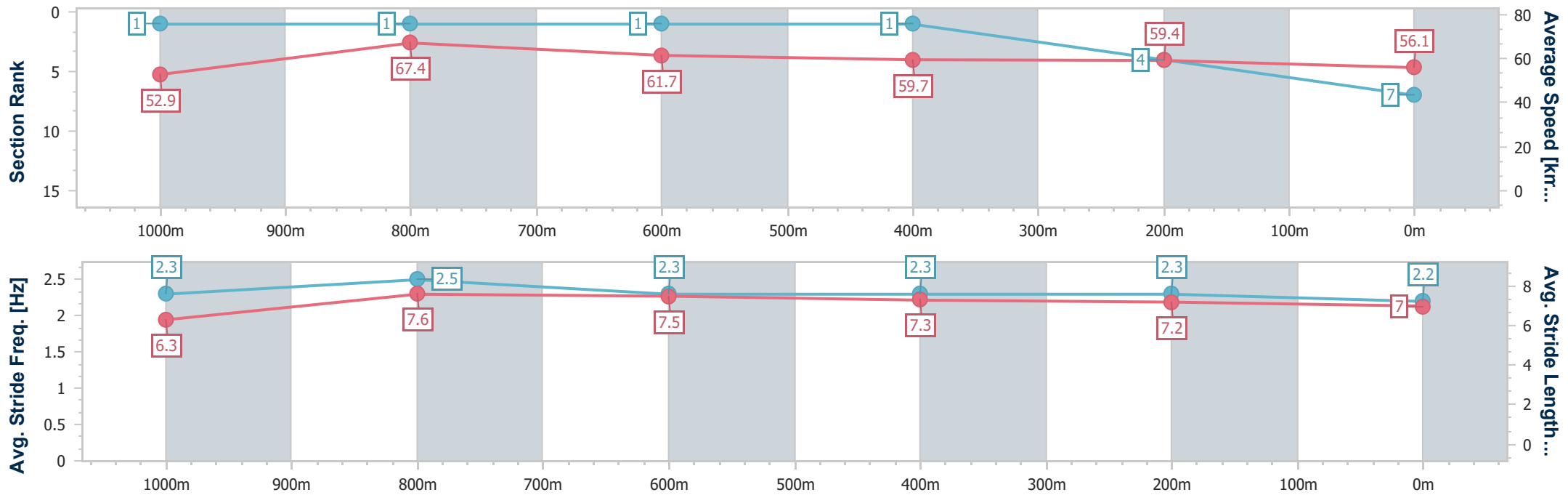
Race 4: OSS Maiden Handicap - 1200m

02 December 2022 - 14:43



Track Rating: Soft 7, Weather: Overcast, Rail Position: +2m Entire

Section	Overall	1000m	800m	600m	400m	200m
Section Times	1:13.19 [7] (0:13.62)	0:59.57 [1] (0:10.65)	0:48.92 [1] (0:11.68)	0:37.24 [1] (0:12.18)	0:25.06 [1] (0:12.24)	0:12.82 [4] (0:12.82)
Average Speed [km/h]	52.9	67.4	61.7	59.7	59.4	56.1
Top Speed [km/h]	68.0	68.9	65.0	60.9	60.3	58.4
Avg. Dist. to Rail [m]	7.1	1.3	1.0	2.5	1.8	1.0
Avg. Stride Freq. [Hz]	2.3	2.5	2.3	2.3	2.3	2.2
Avg. Stride Length [m]	6.3	7.6	7.5	7.3	7.2	7.0



- [] Ranking at each section and finish
- .-.- No data available at this section
- NA No data available



Horse/Jockey Name	My Day
Final Rank	8
Fastest Section Time (Section)	0:10.85 (1000m)
Top Speed [km/h] (Section)	68.1 (1000m)
Race State	Finished



Ipswich QLD Professional

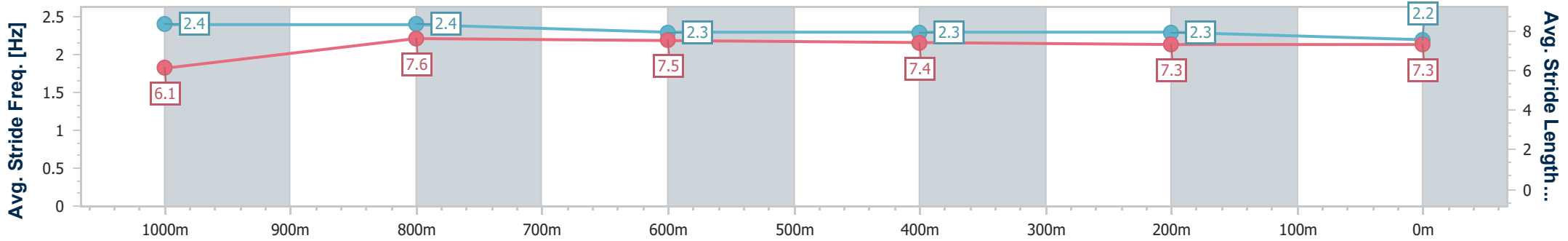
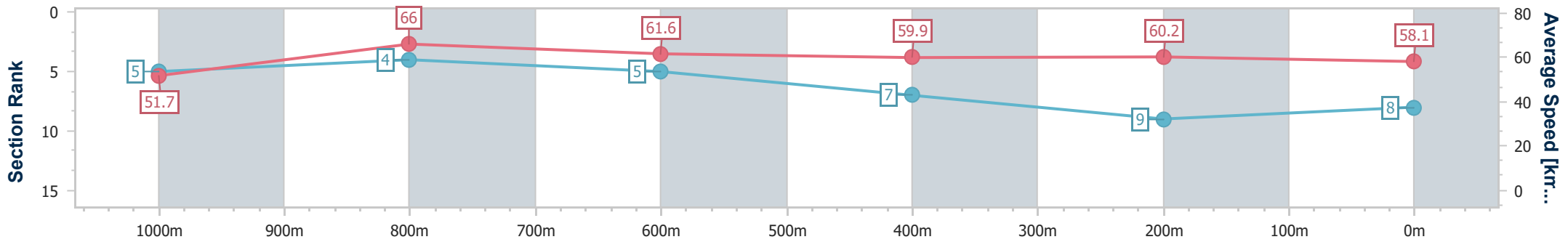
Race 4: OSS Maiden Handicap - 1200m

02 December 2022 - 14:43



Track Rating: Soft 7, Weather: Overcast, Rail Position: +2m Entire

Section	Overall	1000m	800m	600m	400m	200m
Section Times	1:13.21 [8] (0:13.93)	0:59.28 [5] (0:10.85)	0:48.43 [4] (0:11.68)	0:36.75 [5] (0:12.18)	0:24.57 [7] (0:12.19)	0:12.38 [9] (0:12.38)
Average Speed [km/h]	51.7	66.0	61.6	59.9	60.2	58.1
Top Speed [km/h]	67.2	68.1	64.7	60.9	60.6	59.9
Avg. Dist. to Rail [m]	4.9	1.7	1.0	2.6	5.6	7.3
Avg. Stride Freq. [Hz]	2.4	2.4	2.3	2.3	2.3	2.2
Avg. Stride Length [m]	6.1	7.6	7.5	7.4	7.3	7.3



- [] Ranking at each section and finish
- .-.- No data available at this section
- NA No data available



Horse/Jockey Name	Benedict Arnold
Final Rank	9
Fastest Section Time (Section)	0:10.84 (1000m)
Top Speed [km/h] (Section)	67.9 (Overall)
Race State	Finished



Ipswich QLD Professional

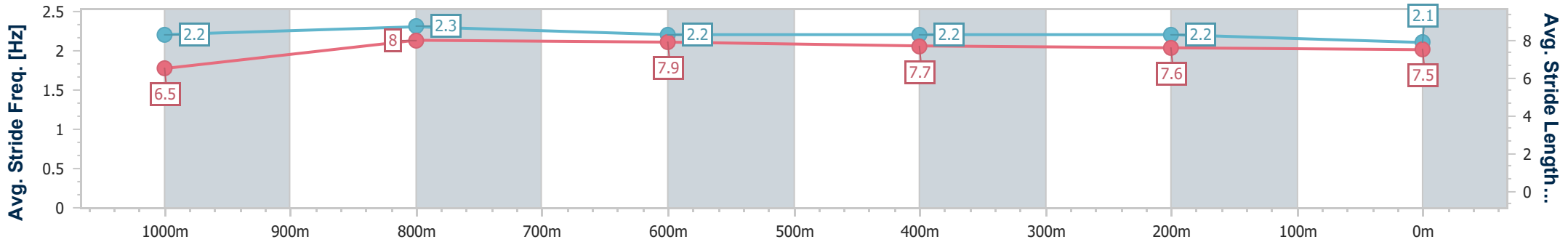
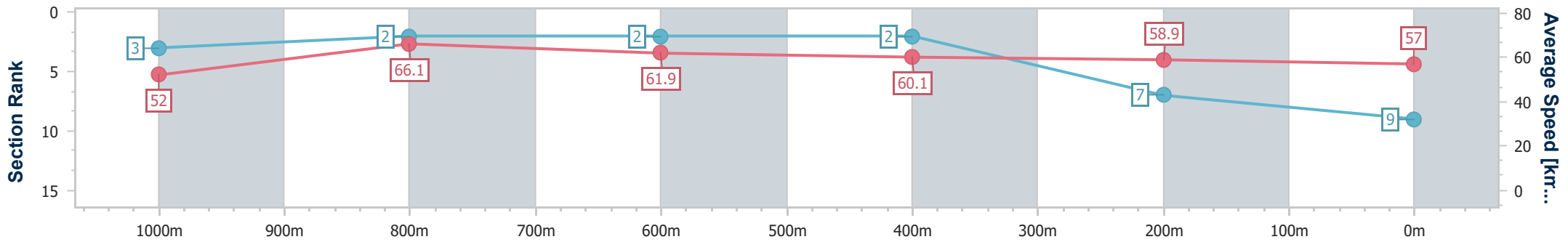
Race 4: OSS Maiden Handicap - 1200m

02 December 2022 - 14:43



Track Rating: Soft 7, Weather: Overcast, Rail Position: +2m Entire

Section	Overall	1000m	800m	600m	400m	200m
Section Times	1:13.29 [9] (0:13.83)	0:59.46 [3] (0:10.84)	0:48.62 [2] (0:11.58)	0:37.04 [2] (0:12.06)	0:24.98 [2] (0:12.34)	0:12.64 [7] (0:12.64)
Average Speed [km/h]	52.0	66.1	61.9	60.1	58.9	57.0
Top Speed [km/h]	67.9	67.9	64.3	60.9	59.7	58.2
Avg. Dist. to Rail [m]	1.2	2.1	1.1	1.5	2.5	2.6
Avg. Stride Freq. [Hz]	2.2	2.3	2.2	2.2	2.2	2.1
Avg. Stride Length [m]	6.5	8.0	7.9	7.7	7.6	7.5



- [] Ranking at each section and finish
- .-.- No data available at this section
- NA No data available