



Sunshine Coast QLD Professional
Race 6: UNIQUE POOLS Colts, Geldings and Entires Maiden Plate - 1000m
02 December 2022 - 21:00



Track Rating: SOFT (7) - UPGRADED PRIOR TO RACE 1., Weather: Fine (night racing), Rail Position: 5 METRES ENTIRE COURSE

Section		Overall	800m	600m	400m	200m	Last 600m					
Field Times		0:59.26 (0:13.12)	0:46.14 (0:11.41)	0:34.73 (0:11.69)	0:23.04 (0:11.22)	0:11.82 (0:11.82)	0:34.73					
Rank	TAB Horse/Jockey	Barrier	Top Speed [km/h]	Fastest Section	Margin			Distance Travelled [m]				
1	1 BOODUA ROMANCE Michael Murphy	2	67.1 800m	0:11.19 400m	0:59.26 [1] (0:13.20)	0:46.06 [3] (0:11.37)	0:34.69 [2] (0:11.68)	0:23.01 [2] (0:11.19)	0:11.82 [1] (0:11.82)	0:59.26	0:34.69	
2	9 UNDER THE CAP Nikita Beriman	4	66.4 800m	0:11.14 400m	0:59.45 [2] (0:13.63)	0:45.82 [7] (0:11.32)	0:34.50 [7] (0:11.70)	0:22.80 [5] (0:11.14)	0:11.66 [3] (0:11.66)	0.19L	0:34.50	+1
3	5 SLICK SHOOTER Justin Huxtable	1	67.6 800m	0:11.27 800m	0:59.65 [3] (0:13.26)	0:46.39 [4] (0:11.27)	0:35.12 [1] (0:11.69)	0:23.43 [1] (0:11.27)	0:12.16 [2] (0:12.16)	0.39L	0:35.12	+0
4	6 SUPER SHARES Mark Du Plessis	9	66.6 800m	0:11.31 800m	0:59.89 [4] (0:13.49)	0:46.40 [6] (0:11.31)	0:35.09 [5] (0:11.66)	0:23.43 [4] (0:11.33)	0:12.10 [4] (0:12.10)	0.63L	0:35.09	-1
5	4 PRESSURE AND TIME Tiffani Brooker	6	68.0 800m	0:11.29 400m	1:00.06 [5] (0:13.46)	0:46.60 [5] (0:11.48)	0:35.12 [6] (0:11.89)	0:23.23 [7] (0:11.29)	0:11.94 [6] (0:11.94)	0.8L	0:35.12	+3
6	2 HUSSONHOFF Ben Thompson	3	66.8 800m	0:11.41 800m	1:00.44 [6] (0:13.12)	0:47.32 [1] (0:11.41)	0:35.91 [2] (0:11.88)	0:24.03 [3] (0:11.59)	0:12.44 [5] (0:12.44)	1.18L	0:35.91	+5
7	3 MONT ROYAL Dale Smith	8	66.4 800m	0:11.56 800m	1:01.14 [7] (0:13.12)	0:48.02 [2] (0:11.56)	0:36.46 [4] (0:12.05)	0:24.41 [6] (0:11.57)	0:12.84 [7] (0:12.84)	1.88L	0:36.46	+5

Scratched: King Of Wanchai (#7), Mr Galazi (#8)

[] Ranking at each section and finish
 -:-:- No data available at this section
 NA No data available

SCN Saddle cloth number
 DNF Did not finish
 DNT Did not track



Horse/Jockey Name	Boodua Romance
Final Rank	1
Fastest Section Time (Section)	0:11.19 (400m)
Top Speed [km/h] (Section)	67.1 (800m)
Race State	Finished



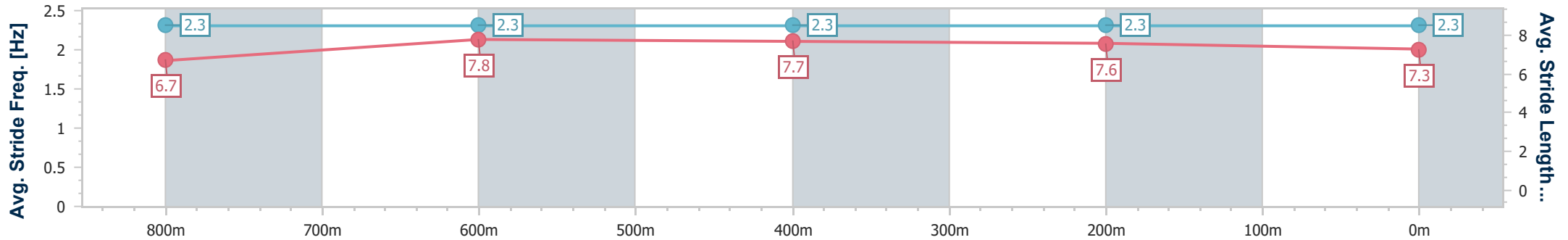
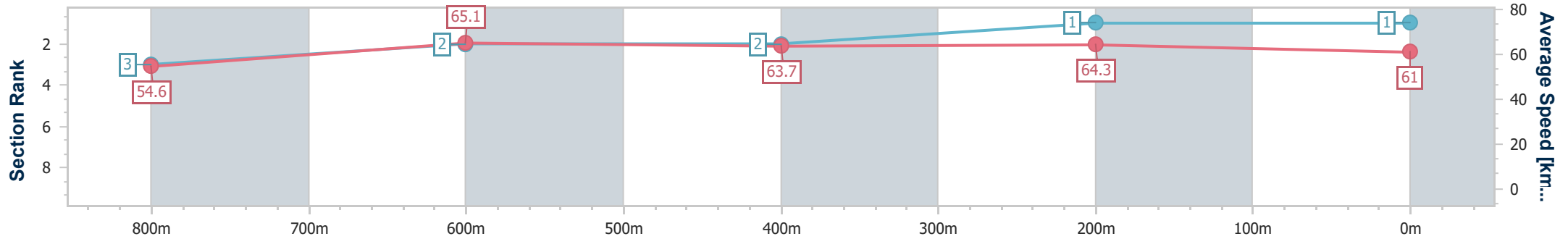
Sunshine Coast QLD Professional
Race 6: UNIQUE POOLS Colts, Geldings and Entires Maiden Plate - 1000m



02 December 2022 - 21:00

Track Rating: SOFT (7) - UPGRADED PRIOR TO RACE 1., Weather: Fine (night racing), Rail Position: 5 METRES ENTIRE COURSE

Section	Overall	800m	600m	400m	200m
Section Times	0:59.26 [1] (0:13.20)	0:46.06 [3] (0:11.37)	0:34.69 [2] (0:11.68)	0:23.01 [2] (0:11.19)	0:11.82 [1] (0:11.82)
Average Speed [km/h]	54.6	65.1	63.7	64.3	61.0
Top Speed [km/h]	66.1	67.1	64.8	65.6	62.9
Avg. Dist. to Rail [m]	8.8	7.3	5.5	7.5	8.5
Avg. Stride Freq. [Hz]	2.3	2.3	2.3	2.3	2.3
Avg. Stride Length [m]	6.7	7.8	7.7	7.6	7.3



- [] Ranking at each section and finish
- .-.- No data available at this section
- NA No data available



Horse/Jockey Name	Under The Cap
Final Rank	2
Fastest Section Time (Section)	0:11.14 (400m)
Top Speed [km/h] (Section)	66.4 (800m)
Race State	Finished



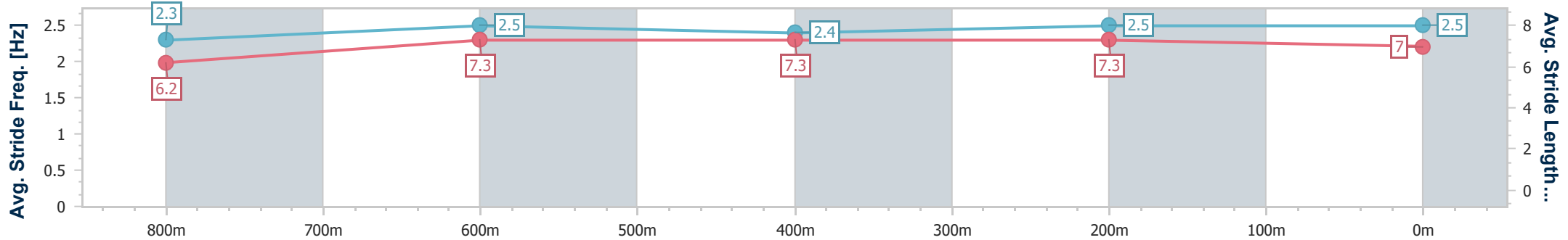
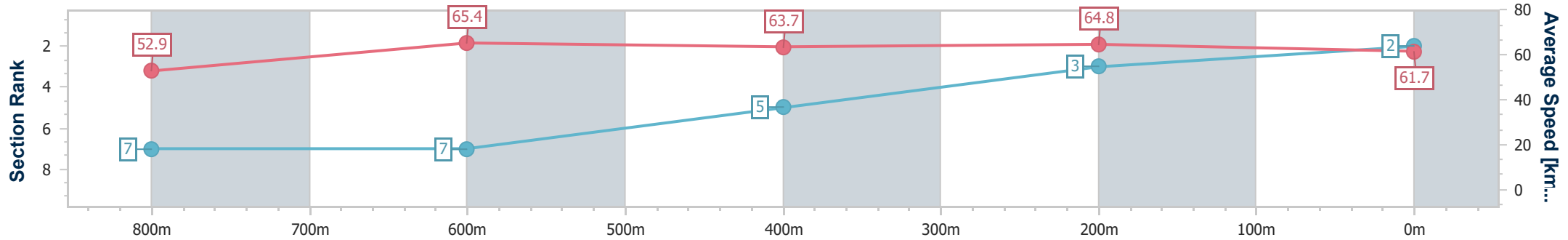
Sunshine Coast QLD Professional
Race 6: UNIQUE POOLS Colts, Geldings and Entires Maiden Plate - 1000m



02 December 2022 - 21:00

Track Rating: SOFT (7) - UPGRADED PRIOR TO RACE 1., Weather: Fine (night racing), Rail Position: 5 METRES ENTIRE COURSE

Section	Overall	800m	600m	400m	200m
Section Times	0:59.45 [2] (0:13.63)	0:45.82 [7] (0:11.32)	0:34.50 [7] (0:11.70)	0:22.80 [5] (0:11.14)	0:11.66 [3] (0:11.66)
Average Speed [km/h]	52.9	65.4	63.7	64.8	61.7
Top Speed [km/h]	65.5	66.4	64.9	65.5	64.8
Avg. Dist. to Rail [m]	10.1	7.1	5.9	8.8	8.6
Avg. Stride Freq. [Hz]	2.3	2.5	2.4	2.5	2.5
Avg. Stride Length [m]	6.2	7.3	7.3	7.3	7.0



- [] Ranking at each section and finish
- .-.- No data available at this section
- NA No data available



Horse/Jockey Name	Slick Shooter
Final Rank	3
Fastest Section Time (Section)	0:11.27 (800m)
Top Speed [km/h] (Section)	67.6 (800m)
Race State	Finished



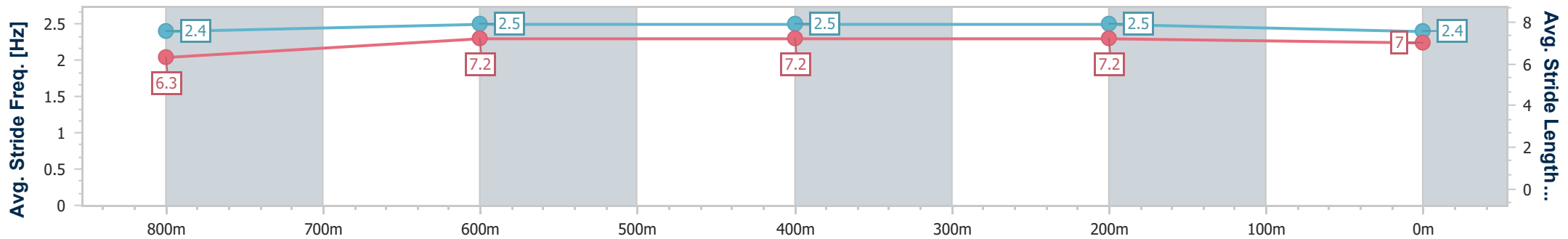
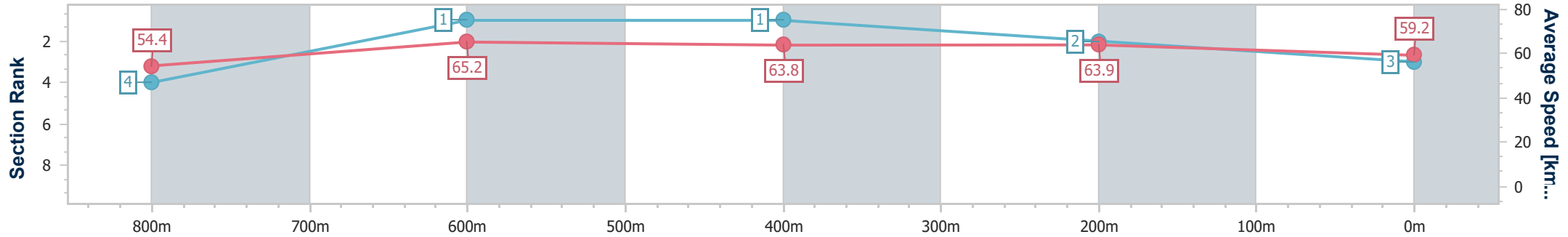
Sunshine Coast QLD Professional
Race 6: UNIQUE POOLS Colts, Geldings and Entires Maiden Plate - 1000m



02 December 2022 - 21:00

Track Rating: SOFT (7) - UPGRADED PRIOR TO RACE 1., Weather: Fine (night racing), Rail Position: 5 METRES ENTIRE COURSE

Section	Overall	800m	600m	400m	200m
Section Times	0:59.65 [3] (0:13.26)	0:46.39 [4] (0:11.27)	0:35.12 [1] (0:11.69)	0:23.43 [1] (0:11.27)	0:12.16 [2] (0:12.16)
Average Speed [km/h]	54.4	65.2	63.8	63.9	59.2
Top Speed [km/h]	65.0	67.6	65.6	65.1	63.6
Avg. Dist. to Rail [m]	7.0	5.7	6.0	7.1	8.2
Avg. Stride Freq. [Hz]	2.4	2.5	2.5	2.5	2.4
Avg. Stride Length [m]	6.3	7.2	7.2	7.2	7.0



- [] Ranking at each section and finish
- .-.- No data available at this section
- NA No data available



Horse/Jockey Name	Super Shares
Final Rank	4
Fastest Section Time (Section)	0:11.31 (800m)
Top Speed [km/h] (Section)	66.6 (800m)
Race State	Finished



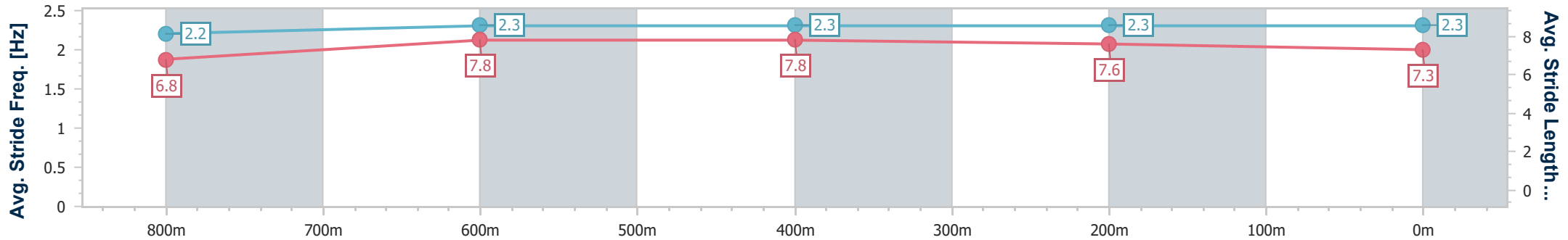
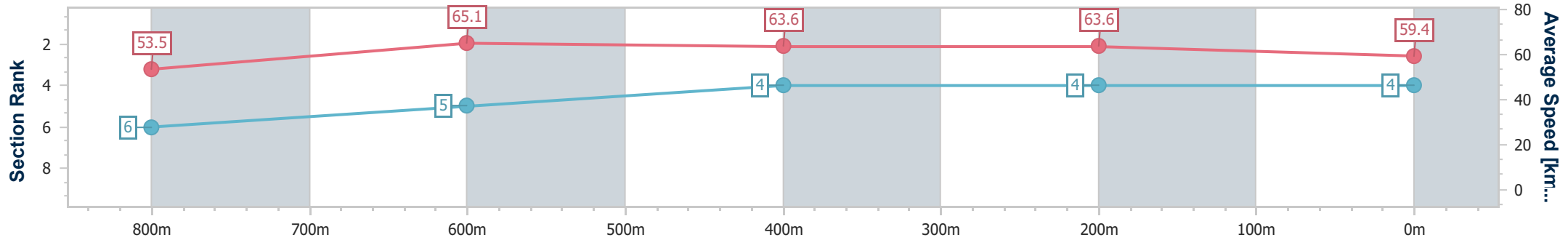
Sunshine Coast QLD Professional
Race 6: UNIQUE POOLS Colts, Geldings and Entires Maiden Plate - 1000m



02 December 2022 - 21:00

Track Rating: SOFT (7) - UPGRADED PRIOR TO RACE 1., Weather: Fine (night racing), Rail Position: 5 METRES ENTIRE COURSE

Section	Overall	800m	600m	400m	200m
Section Times	0:59.89 [4] (0:13.49)	0:46.40 [6] (0:11.31)	0:35.09 [5] (0:11.66)	0:23.43 [4] (0:11.33)	0:12.10 [4] (0:12.10)
Average Speed [km/h]	53.5	65.1	63.6	63.6	59.4
Top Speed [km/h]	66.0	66.6	64.5	65.6	62.2
Avg. Dist. to Rail [m]	11.6	6.7	4.9	6.0	7.4
Avg. Stride Freq. [Hz]	2.2	2.3	2.3	2.3	2.3
Avg. Stride Length [m]	6.8	7.8	7.8	7.6	7.3



- [] Ranking at each section and finish
- .-.- No data available at this section
- NA No data available



Horse/Jockey Name	Pressure And Time
Final Rank	5
Fastest Section Time (Section)	0:11.29 (400m)
Top Speed [km/h] (Section)	68.0 (800m)
Race State	Finished



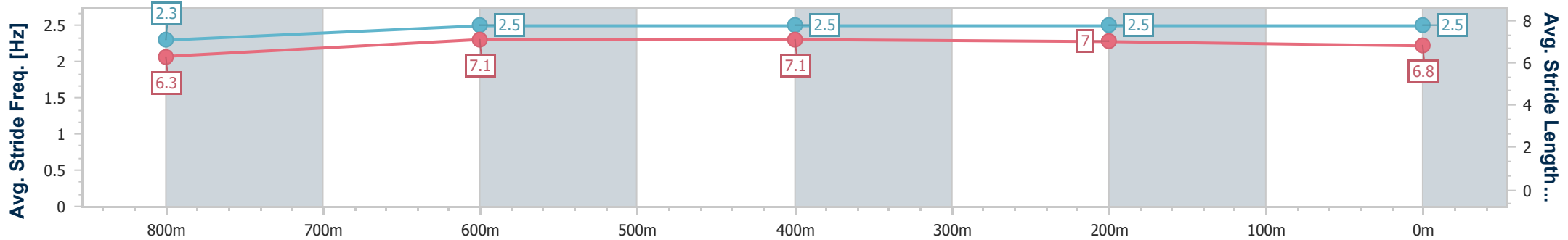
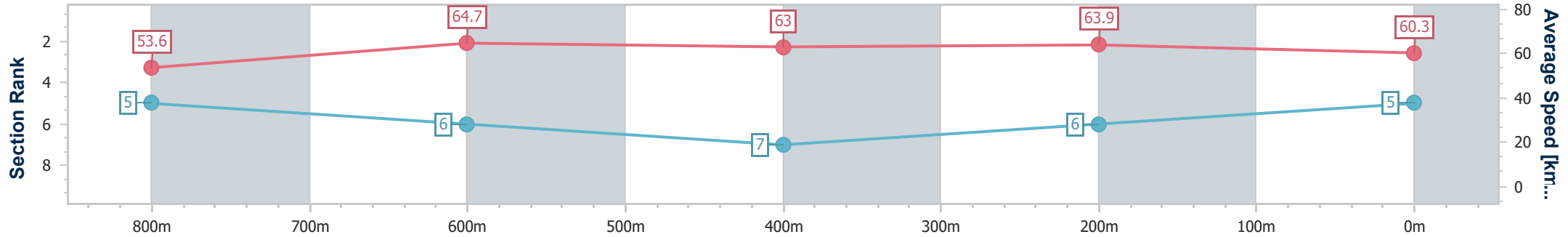
Sunshine Coast QLD Professional
 Race 6: UNIQUE POOLS Colts, Geldings and Entires Maiden
 Plate - 1000m



02 December 2022 - 21:00

Track Rating: SOFT (7) - UPGRADED PRIOR TO RACE 1., Weather:
 Fine (night racing), Rail Position: 5 METRES ENTIRE COURSE

Section	Overall	800m	600m	400m	200m
Section Times	1:00.06 [5] (0:13.46)	0:46.60 [5] (0:11.48)	0:35.12 [6] (0:11.89)	0:23.23 [7] (0:11.29)	0:11.94 [6] (0:11.94)
Average Speed [km/h]	53.6	64.7	63.0	63.9	60.3
Top Speed [km/h]	64.9	68.0	63.7	65.1	62.1
Avg. Dist. to Rail [m]	11.2	8.8	6.7	7.4	8.3
Avg. Stride Freq. [Hz]	2.3	2.5	2.5	2.5	2.5
Avg. Stride Length [m]	6.3	7.1	7.1	7.0	6.8



- [] Ranking at each section and finish
- .-.- No data available at this section
- NA No data available



Horse/Jockey Name	Hussonhoff
Final Rank	6
Fastest Section Time (Section)	0:11.41 (800m)
Top Speed [km/h] (Section)	66.8 (800m)
Race State	Finished



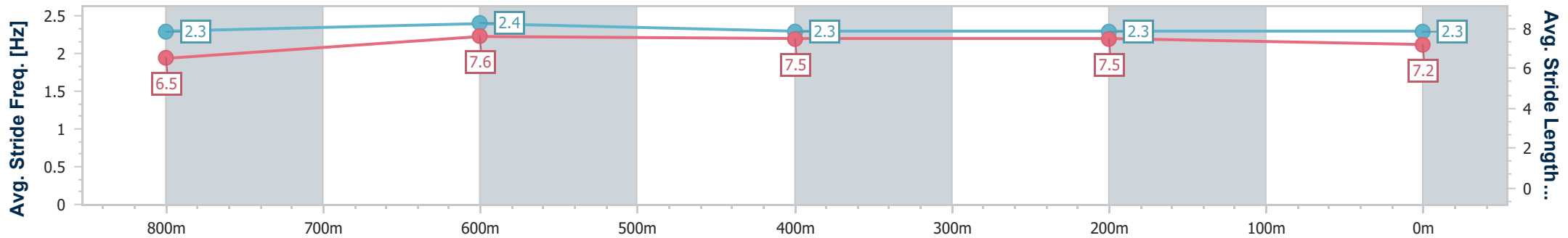
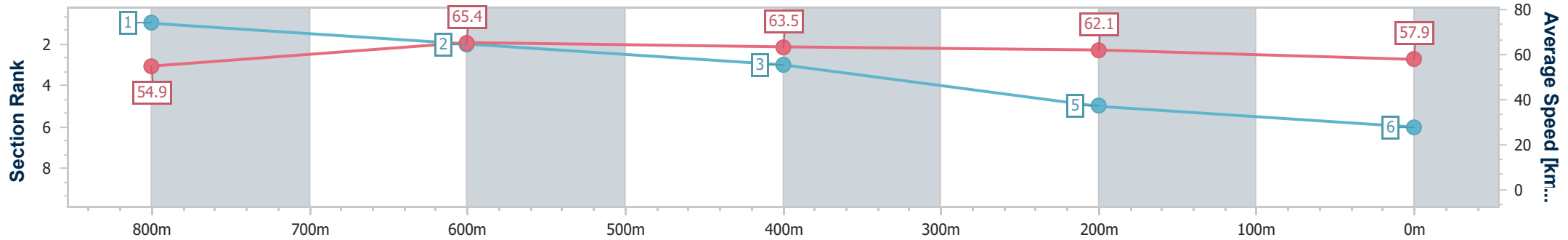
Sunshine Coast QLD Professional
Race 6: UNIQUE POOLS Colts, Geldings and Entires Maiden Plate - 1000m



02 December 2022 - 21:00

Track Rating: SOFT (7) - UPGRADED PRIOR TO RACE 1., Weather: Fine (night racing), Rail Position: 5 METRES ENTIRE COURSE

Section	Overall	800m	600m	400m	200m
Section Times	1:00.44 [6] (0:13.12)	0:47.32 [1] (0:11.41)	0:35.91 [2] (0:11.88)	0:24.03 [3] (0:11.59)	0:12.44 [5] (0:12.44)
Average Speed [km/h]	54.9	65.4	63.5	62.1	57.9
Top Speed [km/h]	66.3	66.8	65.0	63.0	61.0
Avg. Dist. to Rail [m]	9.9	8.9	7.8	9.3	10.0
Avg. Stride Freq. [Hz]	2.3	2.4	2.3	2.3	2.3
Avg. Stride Length [m]	6.5	7.6	7.5	7.5	7.2



- [] Ranking at each section and finish
- .-.- No data available at this section
- NA No data available



Horse/Jockey Name	Mont Royal
Final Rank	7
Fastest Section Time (Section)	0:11.56 (800m)
Top Speed [km/h] (Section)	66.4 (800m)
Race State	Finished



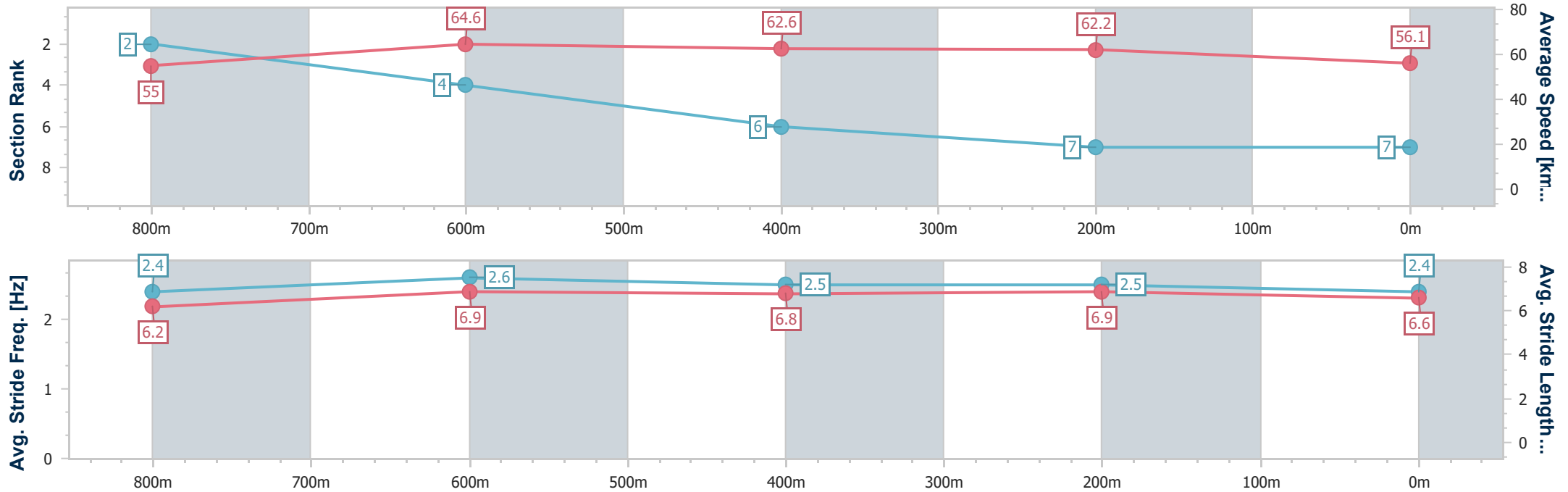
Sunshine Coast QLD Professional
Race 6: UNIQUE POOLS Colts, Geldings and Entires Maiden Plate - 1000m



02 December 2022 - 21:00

Track Rating: SOFT (7) - UPGRADED PRIOR TO RACE 1., Weather: Fine (night racing), Rail Position: 5 METRES ENTIRE COURSE

Section	Overall	800m	600m	400m	200m
Section Times	1:01.14 [7] (0:13.12)	0:48.02 [2] (0:11.56)	0:36.46 [4] (0:12.05)	0:24.41 [6] (0:11.57)	0:12.84 [7] (0:12.84)
Average Speed [km/h]	55.0	64.6	62.6	62.2	56.1
Top Speed [km/h]	64.9	66.4	63.0	64.3	59.9
Avg. Dist. to Rail [m]	11.6	9.4	8.1	10.3	10.5
Avg. Stride Freq. [Hz]	2.4	2.6	2.5	2.5	2.4
Avg. Stride Length [m]	6.2	6.9	6.8	6.9	6.6



- [] Ranking at each section and finish
- .-.- No data available at this section
- NA No data available