



Sunshine Coast QLD Professional

Race 7: LSE CONSTRUCTIONS BENCHMARK 60 Handicap - 2200m

02 December 2022 - 21:30



Track Rating: SOFT (7) - UPGRADED PRIOR TO RACE 1., Weather: Fine (night racing), Rail Position: 5 METRES ENTIRE COURSE

Section		Overall	2000m	1800m	1600m	1400m	1200m	1000m	Last 600m					
Field Times		2:19.97 (0:13.32)	2:06.65 (0:11.71)	1:54.94 (0:12.39)	1:42.55 (0:12.39)	1:30.16 (0:12.19)	1:17.97 (0:12.55)	1:05.42 (0:12.95)	0:39.06					
Rank	TAB	Horse/Jockey	Barrier	Top Speed [km/h]	Fastest Section								Distance Travelled [m]	
1	2	MADAME MO Jake Molloy	8	63.3 2000m	0:11.78 2000m	2:19.97 [1] (0:13.49)	2:06.48 [2] (0:11.78)	1:54.70 [2] (0:12.32)	1:42.38 [3] (0:12.58)	1:29.80 [3] (0:12.66)	1:17.14 [3] (0:12.95)	1:04.19 [5] (0:12.81)	0:38.24	
2	3	AY BEE ARE Ben Thompson	1	63.2 2000m	0:11.75 2000m	2:20.60 [2] (0:13.71)	2:06.89 [5] (0:11.75)	1:55.14 [4] (0:12.41)	1:42.73 [4] (0:12.34)	1:30.39 [4] (0:12.63)	1:17.76 [4] (0:12.78)	1:04.98 [3] (0:12.79)	0:38.97	+5
3	5	LUCAMOUR Adin Thompson	4	62.9 2000m	0:11.86 2000m	2:21.36 [3] (0:13.68)	2:07.68 [4] (0:11.86)	1:55.82 [5] (0:12.39)	1:43.43 [5] (0:12.39)	1:31.04 [6] (0:12.57)	1:18.47 [5] (0:12.77)	1:05.70 [4] (0:12.76)	0:39.72	+16
4	7	QUOTANT Melea Castle	6	64.1 Overall	0:11.71 2000m	2:21.57 [4] (0:13.32)	2:08.25 [1] (0:11.71)	1:56.54 [1] (0:12.39)	1:44.15 [1] (0:12.39)	1:31.76 [1] (0:12.19)	1:19.57 [1] (0:12.55)	1:07.02 [1] (0:12.95)	0:40.66	+0
5	1	POPULIST Nikita Beriman	5	64.1 2000m	0:11.70 2000m	2:21.65 [5] (0:13.67)	2:07.98 [3] (0:11.70)	1:56.28 [3] (0:12.15)	1:44.13 [2] (0:12.40)	1:31.73 [2] (0:12.54)	1:19.19 [2] (0:12.91)	1:06.28 [2] (0:12.92)	0:40.14	+6
6	8	SANDGATE ROAD Mark Du Plessis	2	62.8 2000m	0:11.77 2000m	2:23.35 [6] (0:13.98)	2:09.37 [6] (0:11.77)	1:57.60 [6] (0:12.34)	1:45.26 [6] (0:12.21)	1:33.05 [5] (0:12.76)	1:20.29 [6] (0:12.73)	1:07.56 [6] (0:12.75)	0:41.54	+2

Scratched: Memoire Parfait (#4), Magic Mikey (#6)

[] Ranking at each section and finish
 -:-:-:- No data available at this section
 NA No data available

SCN Saddle cloth number
 DNF Did not finish
 DNT Did not track



Sunshine Coast QLD Professional

Race 7: LSE CONSTRUCTIONS BENCHMARK 60 Handicap - 2200m

02 December 2022 - 21:30



Track Rating: SOFT (7) - UPGRADED PRIOR TO RACE 1., Weather: Fine (night racing), Rail Position: 5 METRES ENTIRE COURSE

Section						800m	600m	400m	200m	Last 600m	
Field Times						0:52.47 (0:13.41)	0:39.06 (0:13.43)	0:25.63 (0:12.66)	0:12.97 (0:12.97)	0:39.06	
Rank	TAB	Horse/Jockey	Barrier	Top Speed [km/h]	Fastest Section					Margin	Distance Travelled [m]
1	2	MADAME MO Jake Molloy	8	63.3 2000m	0:11.78 2000m	0:51.38 [5] (0:13.14)	0:38.24 [4] (0:12.83)	0:25.41 [2] (0:12.44)	0:12.97 [1] (0:12.97)	2:19.97	0:38.24
2	3	AY BEE ARE Ben Thompson	1	63.2 2000m	0:11.75 2000m	0:52.19 [3] (0:13.22)	0:38.97 [3] (0:13.00)	0:25.97 [3] (0:12.60)	0:13.37 [2] (0:13.37)	0.63L	0:38.97 +5
3	5	LUCAMOUR Adin Thompson	4	62.9 2000m	0:11.86 2000m	0:52.94 [4] (0:13.22)	0:39.72 [5] (0:13.39)	0:26.33 [5] (0:12.70)	0:13.63 [5] (0:13.63)	1.39L	0:39.72 +16
4	7	QUOTANT Melea Castle	6	64.1 Overall	0:11.71 2000m	0:54.07 [1] (0:13.41)	0:40.66 [1] (0:13.43)	0:27.23 [1] (0:13.29)	0:13.94 [3] (0:13.94)	1.6L	0:40.66 +0
5	1	POPULIST Nikita Beriman	5	64.1 2000m	0:11.70 2000m	0:53.36 [2] (0:13.22)	0:40.14 [2] (0:13.25)	0:26.89 [4] (0:13.07)	0:13.82 [4] (0:13.82)	1.68L	0:40.14 +6
6	8	SANDGATE ROAD Mark Du Plessis	2	62.8 2000m	0:11.77 2000m	0:54.81 [6] (0:13.27)	0:41.54 [6] (0:13.42)	0:28.12 [6] (0:13.03)	0:15.09 [6] (0:15.09)	3.38L	0:41.54 +2

Scratched: Memoire Parfait (#4), Magic Mikey (#6)

[] Ranking at each section and finish
 -:-:- No data available at this section
 NA No data available

SCN Saddle cloth number
 DNF Did not finish
 DNT Did not track



Horse/Jockey Name	Madame Mo
Final Rank	1
Fastest Section Time (Section)	0:11.78 (2000m)
Top Speed [km/h] (Section)	63.3 (2000m)
Race State	Finished



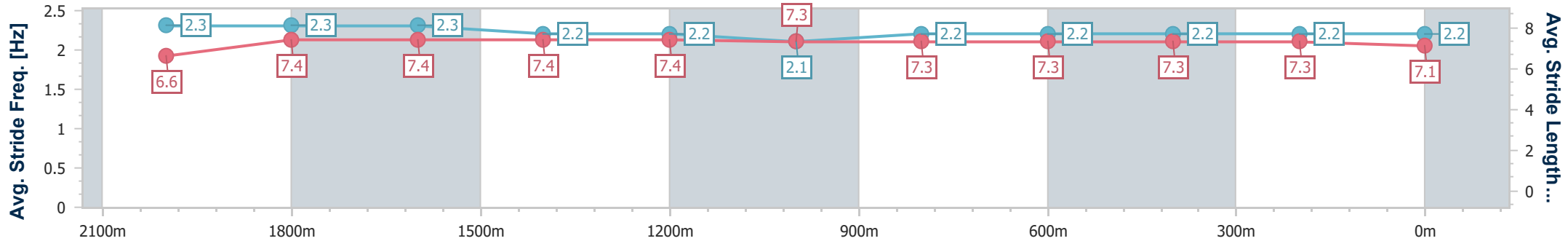
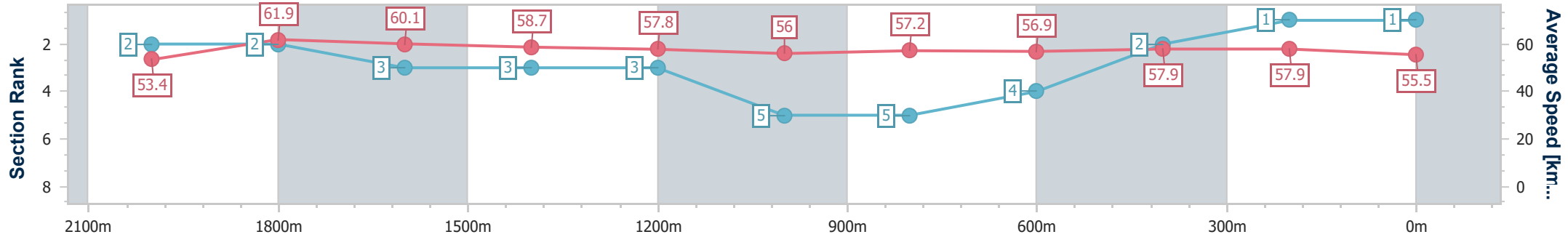
Sunshine Coast QLD Professional
 Race 7: LSE CONSTRUCTIONS BENCHMARK 60 Handicap - 2200m



02 December 2022 - 21:30

Track Rating: SOFT (7) - UPGRADED PRIOR TO RACE 1., Weather: Fine (night racing), Rail Position: 5 METRES ENTIRE COURSE

Section	Overall	2000m	1800m	1600m	1400m	1200m	1000m	800m	600m	400m	200m		
Section Times	2:19.97 [1] (0:13.49)	2:06.48 [2] (0:11.78)	1:54.70 [2] (0:12.32)	1:42.38 [3] (0:12.58)	1:29.80 [3] (0:12.66)	1:17.14 [3] (0:12.95)	1:04.19 [5] (0:12.81)	0:51.38 [5] (0:13.14)	0:38.24 [4] (0:12.83)	0:25.41 [2] (0:12.44)	0:12.97 [1] (0:12.97)		
Average Speed [km/h]	53.4	61.9	60.1	58.7	57.8	56.0	57.2	56.9	57.9	57.9	55.5		
Top Speed [km/h]	63.0	63.3	60.8	60.2	59.2	56.8	57.7	57.5	58.7	59.1	57.0		
Avg. Dist. to Rail [m]	8.9	4.3	4.6	6.5	7.0	7.1	6.9	6.3	5.5	8.8	8.8		
Avg. Stride Freq. [Hz]	2.3	2.3	2.3	2.2	2.2	2.1	2.2	2.2	2.2	2.2	2.2		
Avg. Stride Length [m]	6.6	7.4	7.4	7.4	7.4	7.3	7.3	7.3	7.3	7.3	7.1		



- [] Ranking at each section and finish
- .-.- No data available at this section
- NA No data available



Horse/Jockey Name	Ay Bee Are
Final Rank	2
Fastest Section Time (Section)	0:11.75 (2000m)
Top Speed [km/h] (Section)	63.2 (2000m)
Race State	Finished



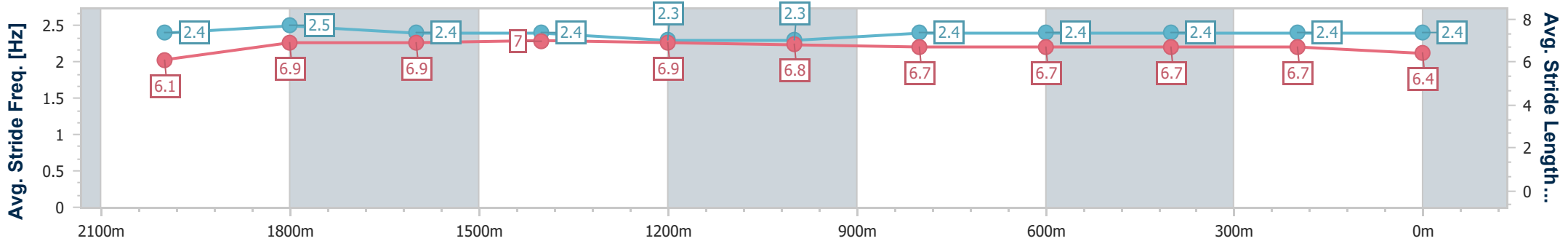
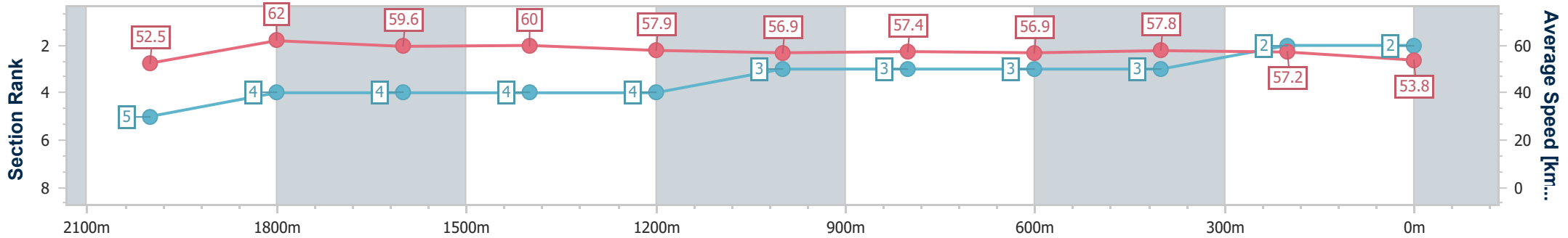
Sunshine Coast QLD Professional
 Race 7: LSE CONSTRUCTIONS BENCHMARK 60 Handicap - 2200m



02 December 2022 - 21:30

Track Rating: SOFT (7) - UPGRADED PRIOR TO RACE 1., Weather: Fine (night racing), Rail Position: 5 METRES ENTIRE COURSE

Section	Overall	2000m	1800m	1600m	1400m	1200m	1000m	800m	600m	400m	200m		
Section Times	2:20.60 [2] (0:13.71)	2:06.89 [5] (0:11.75)	1:55.14 [4] (0:12.41)	1:42.73 [4] (0:12.34)	1:30.39 [4] (0:12.63)	1:17.76 [4] (0:12.78)	1:04.98 [3] (0:12.79)	0:52.19 [3] (0:13.22)	0:38.97 [3] (0:13.00)	0:25.97 [3] (0:12.60)	0:13.37 [2] (0:13.37)		
Average Speed [km/h]	52.5	62.0	59.6	60.0	57.9	56.9	57.4	56.9	57.8	57.2	53.8		
Top Speed [km/h]	62.5	63.2	60.8	60.8	59.0	58.2	58.9	58.3	58.5	58.3	56.1		
Avg. Dist. to Rail [m]	4.9	3.9	4.6	7.3	7.8	8.3	7.9	7.4	7.3	9.9	9.9		
Avg. Stride Freq. [Hz]	2.4	2.5	2.4	2.4	2.3	2.3	2.4	2.4	2.4	2.4	2.4		
Avg. Stride Length [m]	6.1	6.9	6.9	7.0	6.9	6.8	6.7	6.7	6.7	6.7	6.4		



- [] Ranking at each section and finish
- .-.- No data available at this section
- NA No data available



Horse/Jockey Name	Lucamour
Final Rank	3
Fastest Section Time (Section)	0:11.86 (2000m)
Top Speed [km/h] (Section)	62.9 (2000m)
Race State	Finished



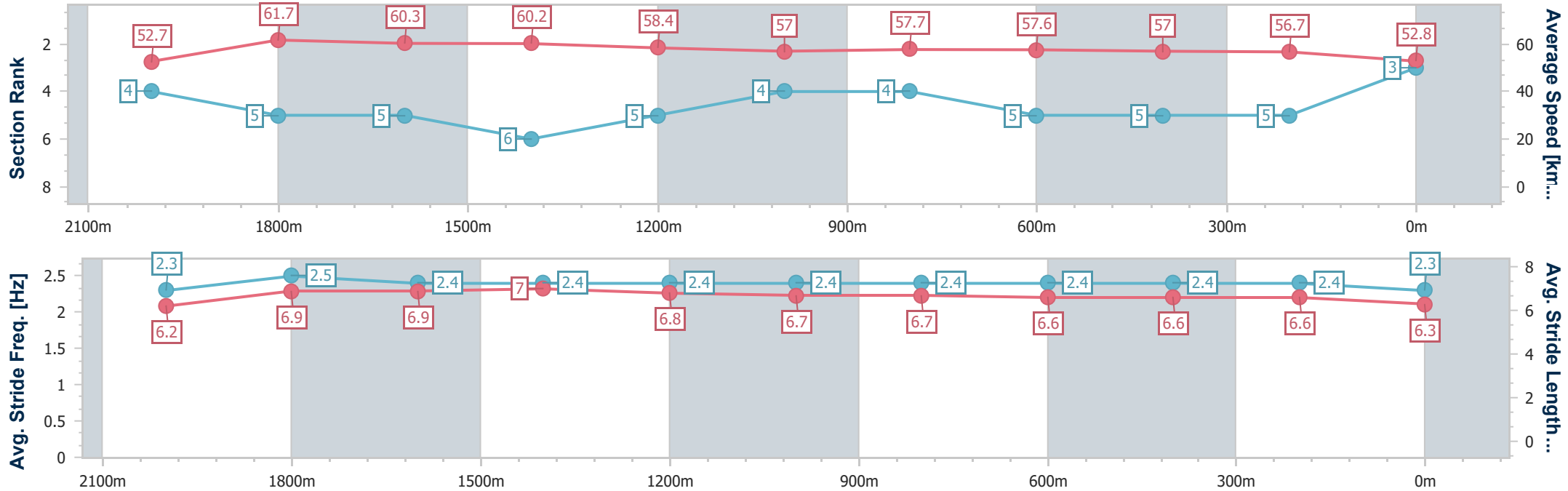
Sunshine Coast QLD Professional
Race 7: LSE CONSTRUCTIONS BENCHMARK 60 Handicap - 2200m



02 December 2022 - 21:30

Track Rating: SOFT (7) - UPGRADED PRIOR TO RACE 1., Weather: Fine (night racing), Rail Position: 5 METRES ENTIRE COURSE

Section	Overall	2000m	1800m	1600m	1400m	1200m	1000m	800m	600m	400m	200m
Section Times	2:21.36 [3] (0:13.68)	2:07.68 [4] (0:11.86)	1:55.82 [5] (0:12.39)	1:43.43 [5] (0:12.39)	1:31.04 [6] (0:12.57)	1:18.47 [5] (0:12.77)	1:05.70 [4] (0:12.76)	0:52.94 [4] (0:13.22)	0:39.72 [5] (0:13.39)	0:26.33 [5] (0:12.70)	0:13.63 [5] (0:13.63)
Average Speed [km/h]	52.7	61.7	60.3	60.2	58.4	57.0	57.7	57.6	57.0	56.7	52.8
Top Speed [km/h]	62.0	62.9	61.3	61.6	59.0	58.2	58.0	58.8	58.6	58.0	56.2
Avg. Dist. to Rail [m]	6.9	5.2	6.1	8.9	9.1	8.6	8.9	9.8	9.8	10.3	8.7
Avg. Stride Freq. [Hz]	2.3	2.5	2.4	2.4	2.4	2.4	2.4	2.4	2.4	2.4	2.3
Avg. Stride Length [m]	6.2	6.9	6.9	7.0	6.8	6.7	6.7	6.6	6.6	6.6	6.3



- [] Ranking at each section and finish
- .-.- No data available at this section
- NA No data available



Horse/Jockey Name	Quotant
Final Rank	4
Fastest Section Time (Section)	0:11.71 (2000m)
Top Speed [km/h] (Section)	64.1 (Overall)
Race State	Finished



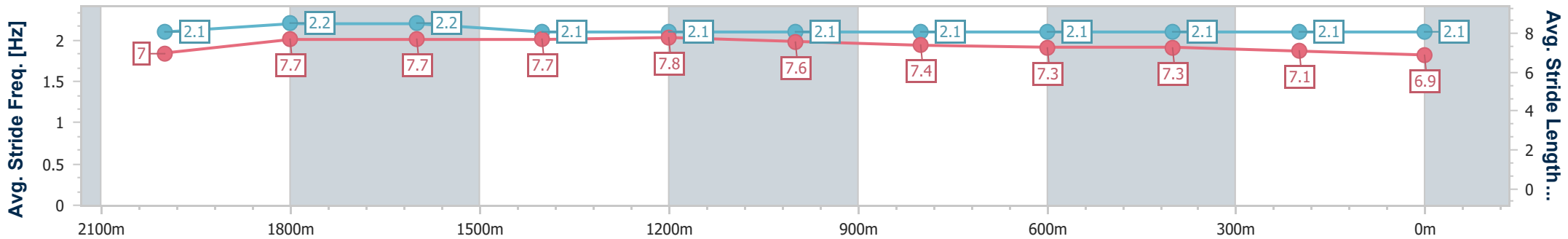
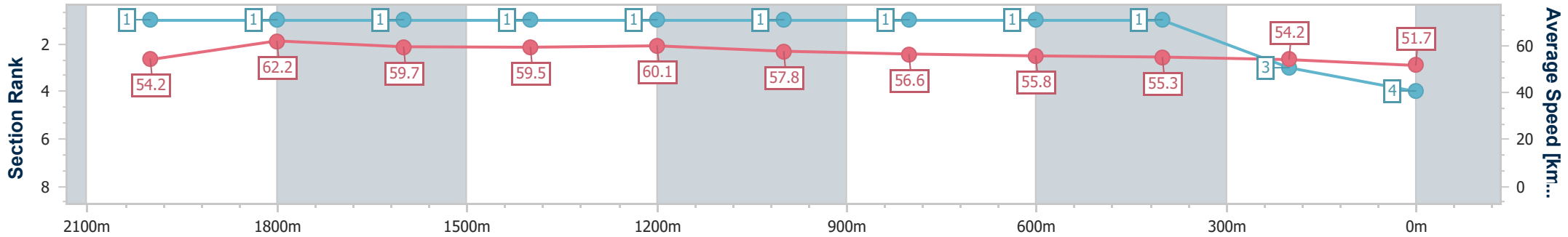
Sunshine Coast QLD Professional
 Race 7: LSE CONSTRUCTIONS BENCHMARK 60 Handicap - 2200m



02 December 2022 - 21:30

Track Rating: SOFT (7) - UPGRADED PRIOR TO RACE 1., Weather: Fine (night racing), Rail Position: 5 METRES ENTIRE COURSE

Section	Overall	2000m	1800m	1600m	1400m	1200m	1000m	800m	600m	400m	200m		
Section Times	2:21.57 [4] (0:13.32)	2:08.25 [1] (0:11.71)	1:56.54 [1] (0:12.39)	1:44.15 [1] (0:12.39)	1:31.76 [1] (0:12.19)	1:19.57 [1] (0:12.55)	1:07.02 [1] (0:12.95)	0:54.07 [1] (0:13.41)	0:40.66 [1] (0:13.43)	0:27.23 [1] (0:13.29)	0:13.94 [3] (0:13.94)		
Average Speed [km/h]	54.2	62.2	59.7	59.5	60.1	57.8	56.6	55.8	55.3	54.2	51.7		
Top Speed [km/h]	64.1	63.8	61.1	60.4	60.8	59.2	57.0	56.1	55.8	55.2	53.6		
Avg. Dist. to Rail [m]	8.1	4.1	4.5	6.6	7.1	7.4	7.2	6.4	5.5	6.4	6.8		
Avg. Stride Freq. [Hz]	2.1	2.2	2.2	2.1	2.1	2.1	2.1	2.1	2.1	2.1	2.1		
Avg. Stride Length [m]	7.0	7.7	7.7	7.7	7.8	7.6	7.4	7.3	7.3	7.1	6.9		



- [] Ranking at each section and finish
- .-.- No data available at this section
- NA No data available



Horse/Jockey Name	Populist
Final Rank	5
Fastest Section Time (Section)	0:11.70 (2000m)
Top Speed [km/h] (Section)	64.1 (2000m)
Race State	Finished



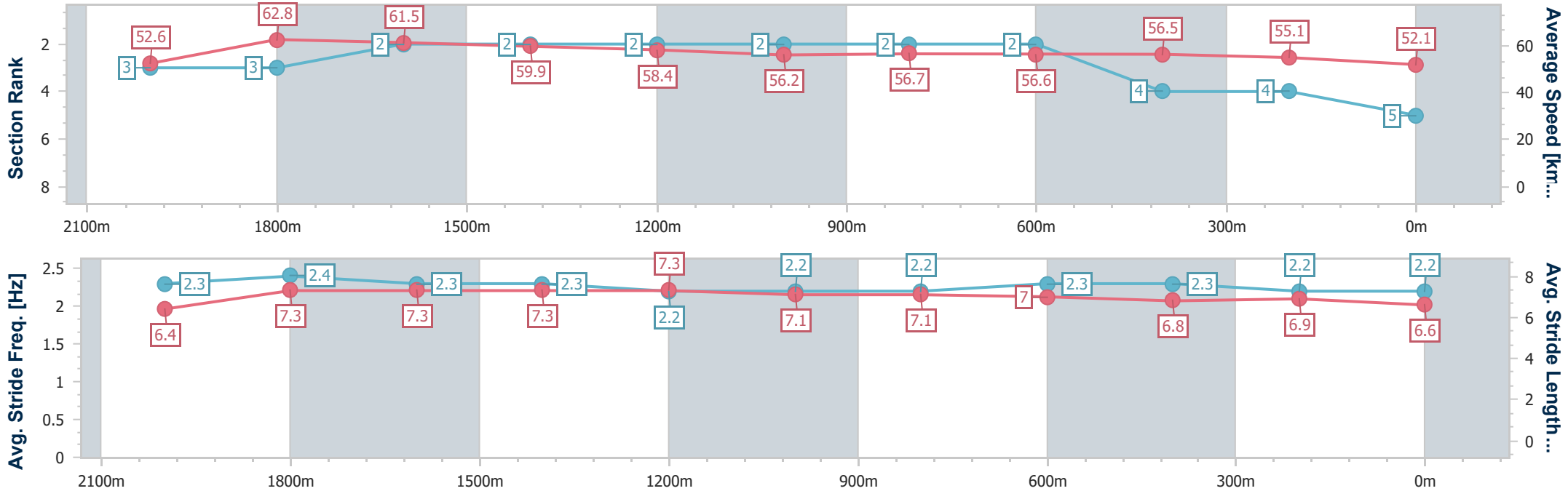
Sunshine Coast QLD Professional
 Race 7: LSE CONSTRUCTIONS BENCHMARK 60 Handicap - 2200m



02 December 2022 - 21:30

Track Rating: SOFT (7) - UPGRADED PRIOR TO RACE 1., Weather: Fine (night racing), Rail Position: 5 METRES ENTIRE COURSE

Section	Overall	2000m	1800m	1600m	1400m	1200m	1000m	800m	600m	400m	200m
Section Times	2:21.65 [5] (0:13.67)	2:07.98 [3] (0:11.70)	1:56.28 [3] (0:12.15)	1:44.13 [2] (0:12.40)	1:31.73 [2] (0:12.54)	1:19.19 [2] (0:12.91)	1:06.28 [2] (0:12.92)	0:53.36 [2] (0:13.22)	0:40.14 [2] (0:13.25)	0:26.89 [4] (0:13.07)	0:13.82 [4] (0:13.82)
Average Speed [km/h]	52.6	62.8	61.5	59.9	58.4	56.2	56.7	56.6	56.5	55.1	52.1
Top Speed [km/h]	63.1	64.1	62.3	61.1	59.1	57.7	57.2	57.1	56.9	55.5	54.0
Avg. Dist. to Rail [m]	8.1	6.2	6.0	7.9	7.9	7.4	7.3	6.7	6.5	8.5	8.7
Avg. Stride Freq. [Hz]	2.3	2.4	2.3	2.3	2.2	2.2	2.2	2.3	2.3	2.2	2.2
Avg. Stride Length [m]	6.4	7.3	7.3	7.3	7.3	7.1	7.1	7.0	6.8	6.9	6.6



- [] Ranking at each section and finish
- .-.- No data available at this section
- NA No data available



Horse/Jockey Name	Sandgate Road
Final Rank	6
Fastest Section Time (Section)	0:11.77 (2000m)
Top Speed [km/h] (Section)	62.8 (2000m)
Race State	Finished



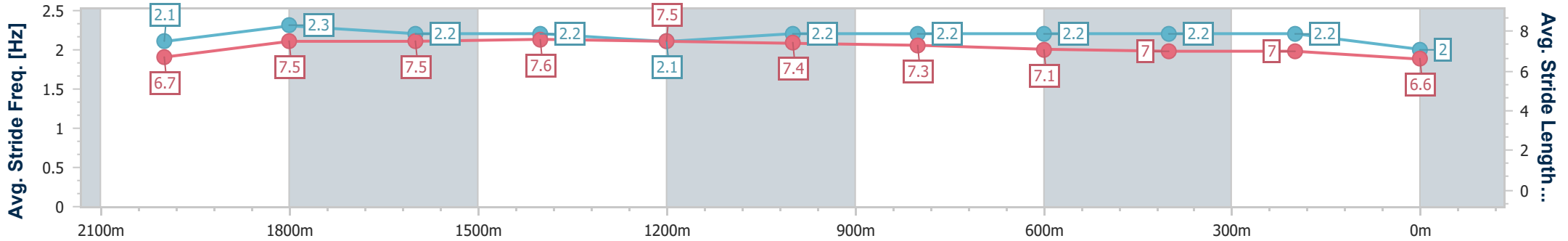
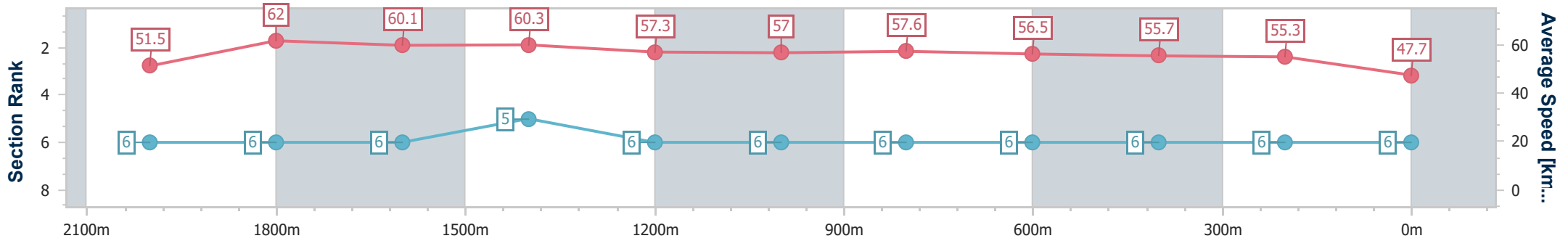
Sunshine Coast QLD Professional
Race 7: LSE CONSTRUCTIONS BENCHMARK 60 Handicap - 2200m



02 December 2022 - 21:30

Track Rating: SOFT (7) - UPGRADED PRIOR TO RACE 1., Weather: Fine (night racing), Rail Position: 5 METRES ENTIRE COURSE

Section	Overall	2000m	1800m	1600m	1400m	1200m	1000m	800m	600m	400m	200m
Section Times	2:23.35 [6] (0:13.98)	2:09.37 [6] (0:11.77)	1:57.60 [6] (0:12.34)	1:45.26 [6] (0:12.21)	1:33.05 [5] (0:12.76)	1:20.29 [6] (0:12.73)	1:07.56 [6] (0:12.75)	0:54.81 [6] (0:13.27)	0:41.54 [6] (0:13.42)	0:28.12 [6] (0:13.03)	0:15.09 [6] (0:15.09)
Average Speed [km/h]	51.5	62.0	60.1	60.3	57.3	57.0	57.6	56.5	55.7	55.3	47.7
Top Speed [km/h]	62.5	62.8	61.3	61.5	59.4	58.2	58.1	57.0	56.5	56.0	54.0
Avg. Dist. to Rail [m]	5.5	4.4	4.6	6.1	7.1	7.6	7.8	6.9	6.2	7.3	8.7
Avg. Stride Freq. [Hz]	2.1	2.3	2.2	2.2	2.1	2.2	2.2	2.2	2.2	2.2	2.0
Avg. Stride Length [m]	6.7	7.5	7.5	7.6	7.5	7.4	7.3	7.1	7.0	7.0	6.6



- [] Ranking at each section and finish
- .-.- No data available at this section
- NA No data available