



# Toowoomba QLD Professional

## Race 1: RDO EQUIPMENT JOHN DEERE Class 4 Plate - 1200m

03 December 2022 - 17:04



Track Rating: Good 4, Weather: Overcast, Rail Position: +3m Entire Course

Section							Overall	1000m	800m	600m	400m	200m	Last 600m
Field Times							1:13.35 (0:14.11)	0:59.24 (0:11.69)	0:47.55 (0:11.94)	0:35.61 (0:11.93)	0:23.68 (0:11.86)	0:11.82 (0:11.82)	0:35.61
Rank	TAB	Horse/Jockey	Barrier	Top Speed [km/h]	Fastest Section								Distance Travelled [m]
1	10	SHEPPEY Montanna Savva	7	65.3	0:11.75	1:13.35 [1]	0:59.09 [4]	0:47.26 [4]	0:35.32 [5]	0:23.57 [3]	0:11.78 [2]	0:35.32	
				Overall	600m	(0:14.26)	(0:11.83)	(0:11.94)	(0:11.75)	(0:11.79)	(0:11.78)		
2	9	REGAL EDITION Jake Molloy	5	65.2	0:11.58	1:13.52 [2]	0:59.09 [7]	0:47.12 [7]	0:35.26 [7]	0:23.44 [5]	0:11.58 [6]	0:35.26	+0
				Overall	200m	(0:14.43)	(0:11.97)	(0:11.86)	(0:11.82)	(0:11.86)	(0:11.58)		
3	2	WHISTLIN' ARROW John Kissick	8	62.8	0:11.63	1:13.82 [3]	0:59.57 [3]	0:47.94 [2]	0:36.08 [1]	0:24.15 [1]	0:12.29 [1]	0:36.08	-11
				Overall	1000m	(0:14.25)	(0:11.63)	(0:11.86)	(0:11.93)	(0:11.86)	(0:12.29)		
4	7	ELENARA Nozi Tomizawa	1	62.7	0:11.84	1:13.95 [4]	0:59.52 [6]	0:47.68 [5]	0:35.83 [4]	0:23.99 [4]	0:12.12 [4]	0:35.83	-14
				Overall	1000m	(0:14.43)	(0:11.84)	(0:11.85)	(0:11.84)	(0:11.87)	(0:12.12)		
5	1	GAIUS Nick Keal	2	65.1	0:11.83	1:13.99 [5]	0:59.63 [5]	0:47.64 [6]	0:35.71 [6]	0:23.84 [6]	0:12.01 [5]	0:35.71	-6
				Overall	400m	(0:14.36)	(0:11.99)	(0:11.93)	(0:11.87)	(0:11.83)	(0:12.01)		
6	4	FOREVER VOLO Kenji Yoshida	4	63.2	0:11.69	1:14.00 [6]	0:59.89 [1]	0:48.20 [1]	0:36.19 [2]	0:24.14 [2]	0:12.33 [3]	0:36.19	-5
				400m	1000m	(0:14.11)	(0:11.69)	(0:12.01)	(0:12.05)	(0:11.81)	(0:12.33)		
7	8	DROP THE PILOT Noriyuki Masuda	3	63.4	0:11.73	1:14.16 [7]	0:59.64 [8]	0:47.50 [8]	0:35.62 [9]	0:23.89 [7]	0:12.08 [7]	0:35.62	-4
				Overall	600m	(0:14.52)	(0:12.14)	(0:11.88)	(0:11.73)	(0:11.81)	(0:12.08)		
8	5	NAVAL STRIKE Nathan Fazackerley	6	64.0	0:11.82	1:14.23 [8]	0:59.64 [9]	0:47.60 [9]	0:35.78 [8]	0:23.87 [9]	0:11.97 [8]	0:35.78	-2
				Overall	800m	(0:14.59)	(0:12.04)	(0:11.82)	(0:11.91)	(0:11.90)	(0:11.97)		
9	3	YOUNG CLIFFY Isabella Rabjones	9	63.9	0:11.70	1:16.72 [9]	1:02.48 [2]	0:50.78 [3]	0:38.64 [3]	0:26.27 [8]	0:13.54 [9]	0:38.64	+1
				1000m	1000m	(0:14.24)	(0:11.70)	(0:12.14)	(0:12.37)	(0:12.73)	(0:13.54)		

Scratched: Piccannini (#6)



Horse/Jockey Name	Sheppey
Final Rank	1
Fastest Section Time (Section)	0:11.75 (600m)
Top Speed [km/h] (Section)	65.3 (Overall)
Race State	Finished



### Toowoomba QLD Professional

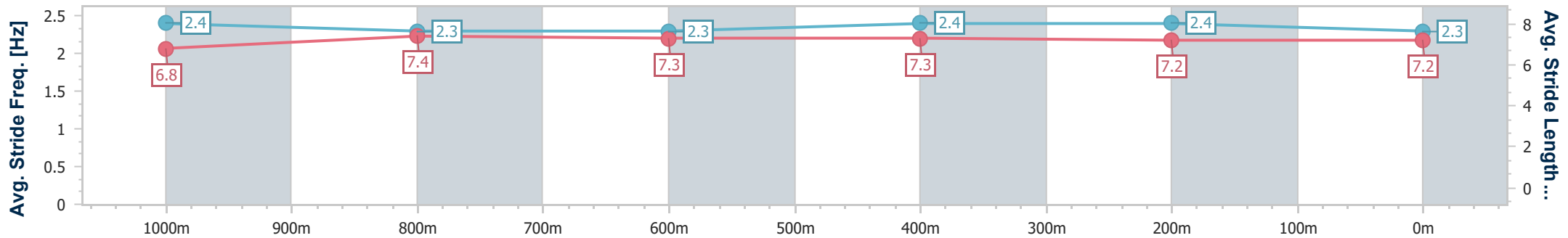
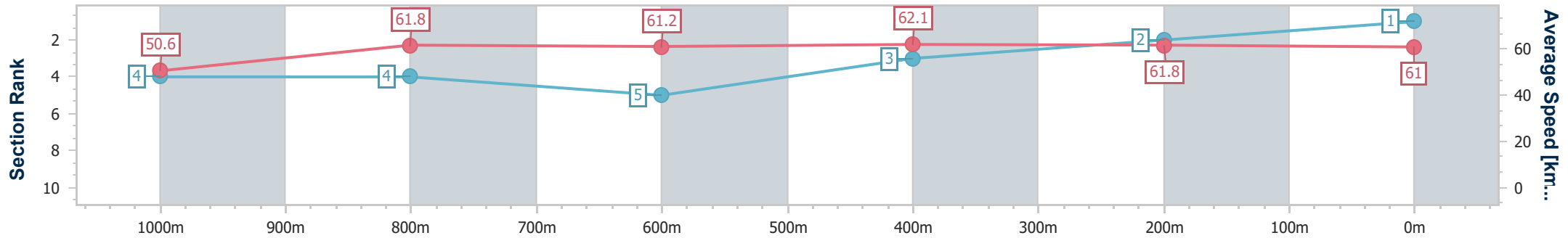
Race 1: RDO EQUIPMENT JOHN DEERE Class 4 Plate - 1200m

03 December 2022 - 17:04

Track Rating: Good 4, Weather: Overcast, Rail Position: +3m Entire Course



Section	Overall	1000m	800m	600m	400m	200m
Section Times	1:13.35 [1] (0:14.26)	0:59.09 [4] (0:11.83)	0:47.26 [4] (0:11.94)	0:35.32 [5] (0:11.75)	0:23.57 [3] (0:11.79)	0:11.78 [2] (0:11.78)
Average Speed [km/h]	50.6	61.8	61.2	62.1	61.8	61.0
Top Speed [km/h]	65.3	63.9	62.6	63.9	62.8	63.0
Avg. Dist. to Rail [m]	5.4	4.0	4.6	2.5	3.7	2.3
Avg. Stride Freq. [Hz]	2.4	2.3	2.3	2.4	2.4	2.3
Avg. Stride Length [m]	6.8	7.4	7.3	7.3	7.2	7.2



- [ ] Ranking at each section and finish
- .-.- No data available at this section
- NA No data available



Horse/Jockey Name	Regal Edition
Final Rank	2
Fastest Section Time (Section)	0:11.58 (200m)
Top Speed [km/h] (Section)	65.2 (Overall)
Race State	Finished



### Toowoomba QLD Professional

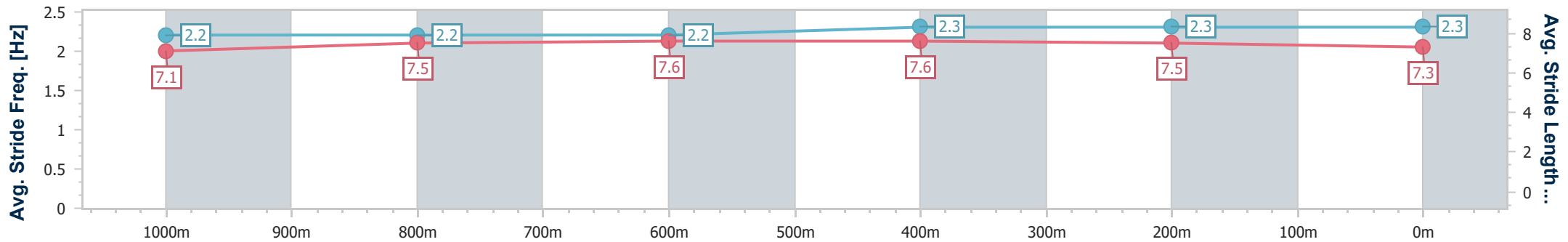
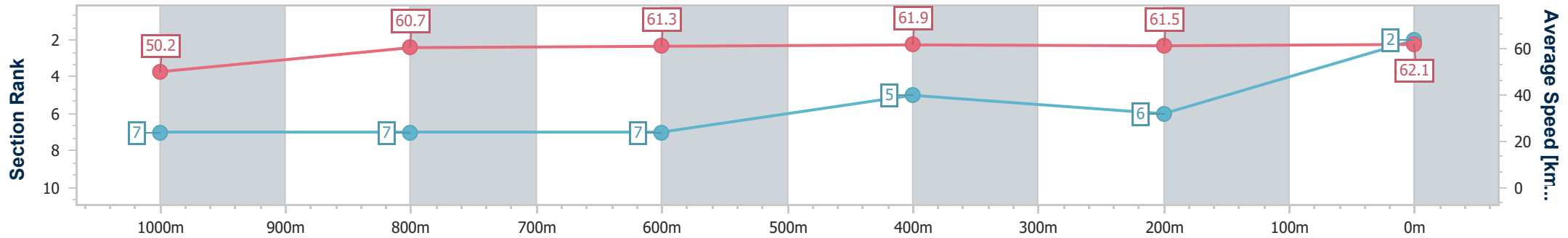
Race 1: RDO EQUIPMENT JOHN DEERE Class 4 Plate - 1200m

03 December 2022 - 17:04

Track Rating: Good 4, Weather: Overcast, Rail Position: +3m Entire Course



Section	Overall	1000m	800m	600m	400m	200m
Section Times	1:13.52 [2] (0:14.43)	0:59.09 [7] (0:11.97)	0:47.12 [7] (0:11.86)	0:35.26 [7] (0:11.82)	0:23.44 [5] (0:11.86)	0:11.58 [6] (0:11.58)
Average Speed [km/h]	50.2	60.7	61.3	61.9	61.5	62.1
Top Speed [km/h]	65.2	63.0	62.7	63.0	62.1	62.5
Avg. Dist. to Rail [m]	3.3	2.1	3.0	3.1	4.4	6.3
Avg. Stride Freq. [Hz]	2.2	2.2	2.2	2.3	2.3	2.3
Avg. Stride Length [m]	7.1	7.5	7.6	7.6	7.5	7.3



- [ ] Ranking at each section and finish
- .-.- No data available at this section
- NA No data available



Horse/Jockey Name	Whistlin' Arrow
Final Rank	3
Fastest Section Time (Section)	0:11.63 (1000m)
Top Speed [km/h] (Section)	62.8 (Overall)
Race State	Finished



Toowoomba QLD Professional

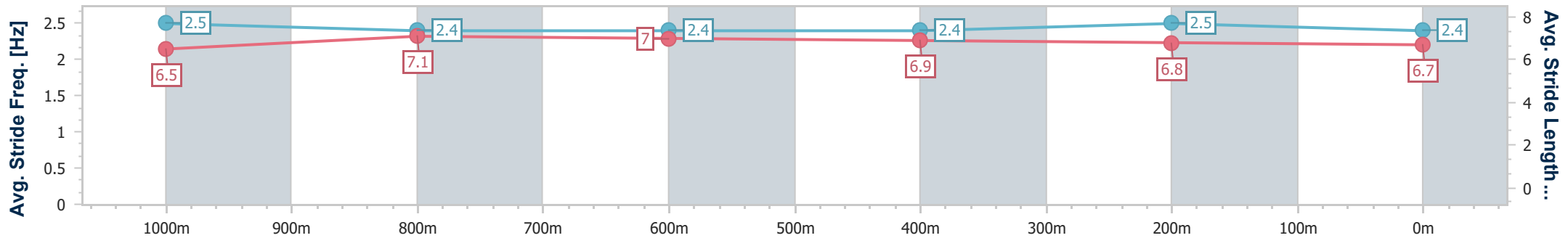
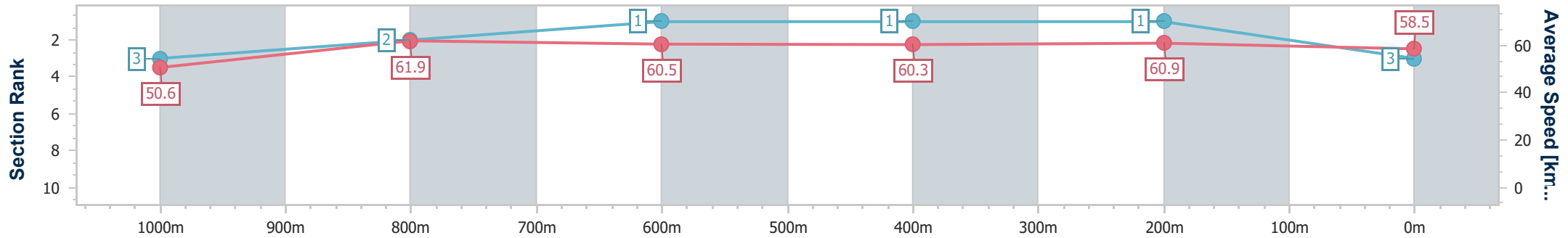
Race 1: RDO EQUIPMENT JOHN DEERE Class 4 Plate - 1200m

03 December 2022 - 17:04

Track Rating: Good 4, Weather: Overcast, Rail Position: +3m Entire Course



Section	Overall	1000m	800m	600m	400m	200m
Section Times	1:13.82 [3] (0:14.25)	0:59.57 [3] (0:11.63)	0:47.94 [2] (0:11.86)	0:36.08 [1] (0:11.93)	0:24.15 [1] (0:11.86)	0:12.29 [1] (0:12.29)
Average Speed [km/h]	50.6	61.9	60.5	60.3	60.9	58.5
Top Speed [km/h]	62.8	62.7	61.5	60.9	62.1	61.0
Avg. Dist. to Rail [m]	4.7	0.5	0.8	0.3	1.1	3.0
Avg. Stride Freq. [Hz]	2.5	2.4	2.4	2.4	2.5	2.4
Avg. Stride Length [m]	6.5	7.1	7.0	6.9	6.8	6.7



- [ ] Ranking at each section and finish
- .-.- No data available at this section
- NA No data available



Horse/Jockey Name	Elenara
Final Rank	4
Fastest Section Time (Section)	0:11.84 (1000m)
Top Speed [km/h] (Section)	62.7 (Overall)
Race State	Finished



### Toowoomba QLD Professional

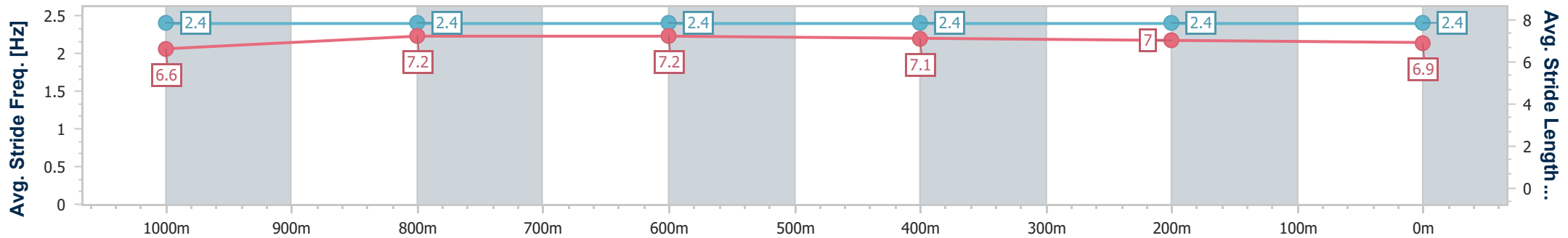
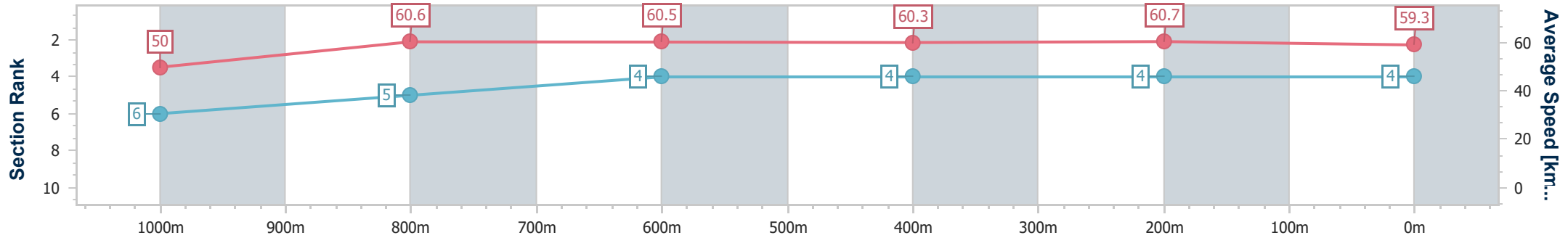
Race 1: RDO EQUIPMENT JOHN DEERE Class 4 Plate - 1200m

03 December 2022 - 17:04

Track Rating: Good 4, Weather: Overcast, Rail Position: +3m Entire Course



Section	Overall	1000m	800m	600m	400m	200m
Section Times	1:13.95 [4] (0:14.43)	0:59.52 [6] (0:11.84)	0:47.68 [5] (0:11.85)	0:35.83 [4] (0:11.84)	0:23.99 [4] (0:11.87)	0:12.12 [4] (0:12.12)
Average Speed [km/h]	50.0	60.6	60.5	60.3	60.7	59.3
Top Speed [km/h]	62.7	62.1	61.2	61.5	61.6	61.2
Avg. Dist. to Rail [m]	0.8	0.4	1.3	1.4	1.3	4.4
Avg. Stride Freq. [Hz]	2.4	2.4	2.4	2.4	2.4	2.4
Avg. Stride Length [m]	6.6	7.2	7.2	7.1	7.0	6.9



- [ ] Ranking at each section and finish
- .-.- No data available at this section
- NA No data available



Horse/Jockey Name	Gaius
Final Rank	5
Fastest Section Time (Section)	0:11.83 (400m)
Top Speed [km/h] (Section)	65.1 (Overall)
Race State	Finished



### Toowoomba QLD Professional

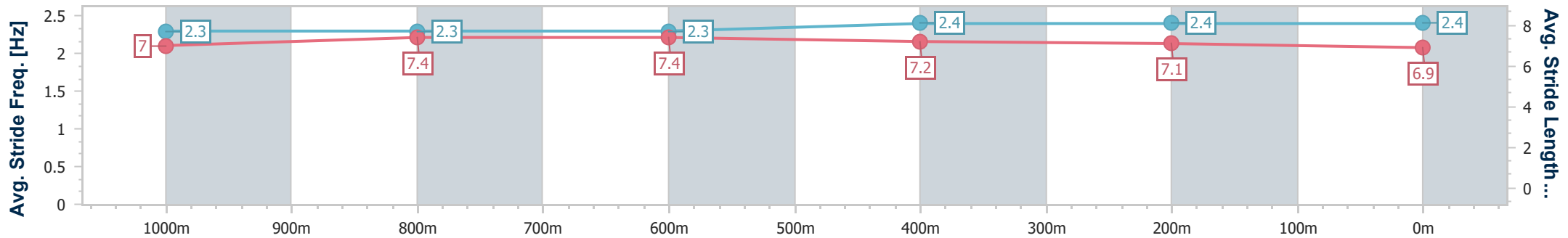
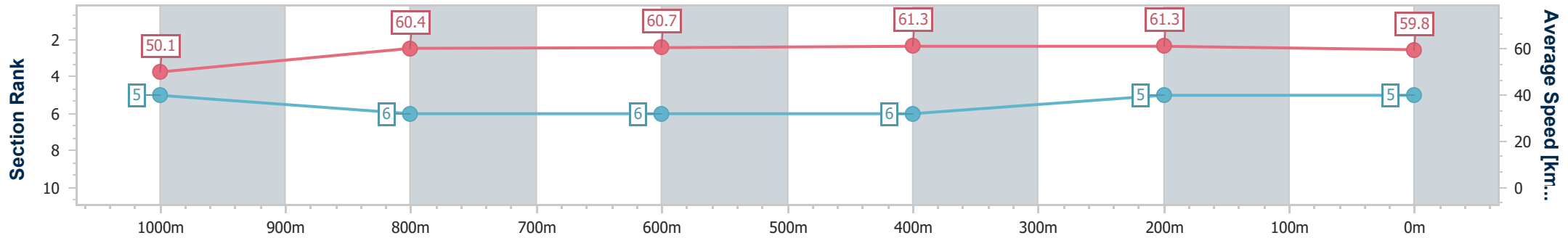
Race 1: RDO EQUIPMENT JOHN DEERE Class 4 Plate - 1200m

03 December 2022 - 17:04

Track Rating: Good 4, Weather: Overcast, Rail Position: +3m Entire Course



Section	Overall	1000m	800m	600m	400m	200m
Section Times	1:13.99 [5] (0:14.36)	0:59.63 [5] (0:11.99)	0:47.64 [6] (0:11.93)	0:35.71 [6] (0:11.87)	0:23.84 [6] (0:11.83)	0:12.01 [5] (0:12.01)
Average Speed [km/h]	50.1	60.4	60.7	61.3	61.3	59.8
Top Speed [km/h]	65.1	62.2	61.8	62.1	62.0	61.1
Avg. Dist. to Rail [m]	1.1	0.7	2.1	2.1	2.1	5.5
Avg. Stride Freq. [Hz]	2.3	2.3	2.3	2.4	2.4	2.4
Avg. Stride Length [m]	7.0	7.4	7.4	7.2	7.1	6.9



- [ ] Ranking at each section and finish
- .-.- No data available at this section
- NA No data available



Horse/Jockey Name	Forever Volo
Final Rank	6
Fastest Section Time (Section)	0:11.69 (1000m)
Top Speed [km/h] (Section)	63.2 (400m)
Race State	Finished



Toowoomba QLD Professional

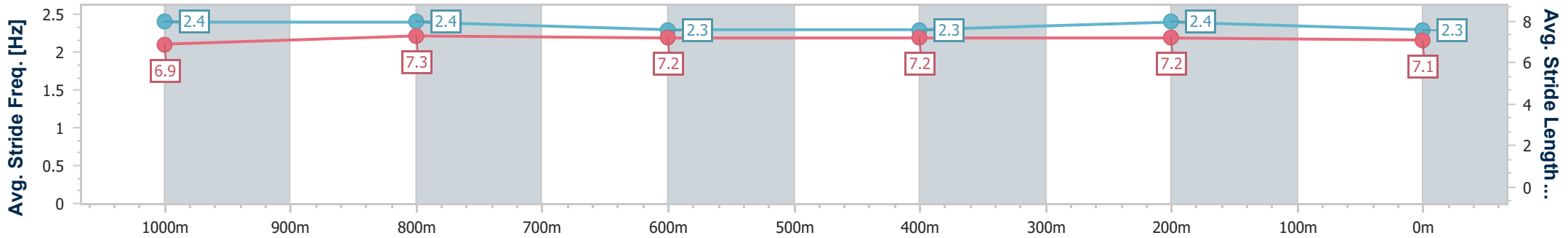
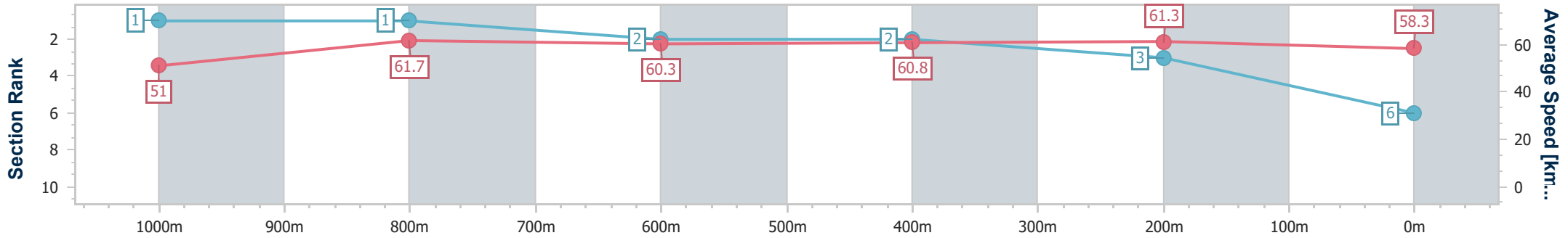
Race 1: RDO EQUIPMENT JOHN DEERE Class 4 Plate - 1200m



03 December 2022 - 17:04

Track Rating: Good 4, Weather: Overcast, Rail Position: +3m Entire Course

Section	Overall	1000m	800m	600m	400m	200m
Section Times	1:14.00 [6] (0:14.11)	0:59.89 [1] (0:11.69)	0:48.20 [1] (0:12.01)	0:36.19 [2] (0:12.05)	0:24.14 [2] (0:11.81)	0:12.33 [3] (0:12.33)
Average Speed [km/h]	51.0	61.7	60.3	60.8	61.3	58.3
Top Speed [km/h]	62.9	62.8	61.2	62.4	63.2	60.8
Avg. Dist. to Rail [m]	0.9	0.4	2.2	3.0	2.3	3.1
Avg. Stride Freq. [Hz]	2.4	2.4	2.3	2.3	2.4	2.3
Avg. Stride Length [m]	6.9	7.3	7.2	7.2	7.2	7.1



- [ ] Ranking at each section and finish
- .-.- No data available at this section
- NA No data available



Horse/Jockey Name	Drop The Pilot
Final Rank	7
Fastest Section Time (Section)	0:11.73 (600m)
Top Speed [km/h] (Section)	63.4 (Overall)
Race State	Finished



### Toowoomba QLD Professional

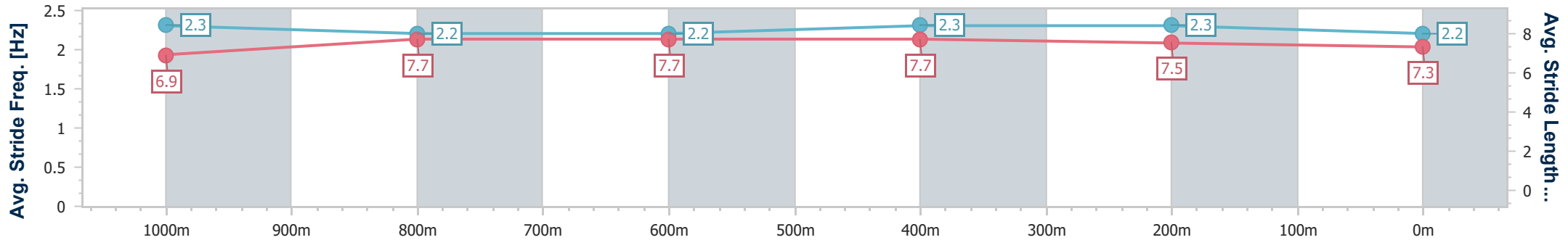
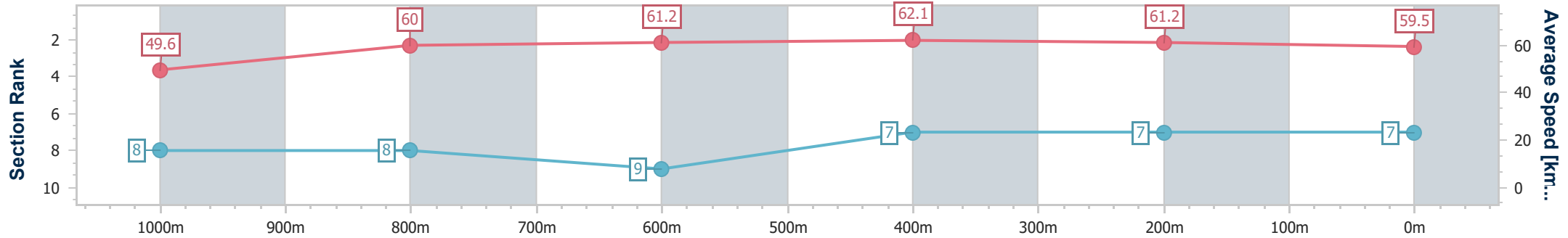
Race 1: RDO EQUIPMENT JOHN DEERE Class 4 Plate - 1200m

03 December 2022 - 17:04

Track Rating: Good 4, Weather: Overcast, Rail Position: +3m Entire Course



Section	Overall	1000m	800m	600m	400m	200m
Section Times	1:14.16 [7] (0:14.52)	0:59.64 [8] (0:12.14)	0:47.50 [8] (0:11.88)	0:35.62 [9] (0:11.73)	0:23.89 [7] (0:11.81)	0:12.08 [7] (0:12.08)
Average Speed [km/h]	49.6	60.0	61.2	62.1	61.2	59.5
Top Speed [km/h]	63.4	61.8	62.2	62.7	62.0	62.0
Avg. Dist. to Rail [m]	3.9	3.1	2.9	2.0	1.8	4.1
Avg. Stride Freq. [Hz]	2.3	2.2	2.2	2.3	2.3	2.2
Avg. Stride Length [m]	6.9	7.7	7.7	7.7	7.5	7.3



- [ ] Ranking at each section and finish
- .-.- No data available at this section
- NA No data available





Horse/Jockey Name	Naval Strike
Final Rank	8
Fastest Section Time (Section)	0:11.82 (800m)
Top Speed [km/h] (Section)	64.0 (Overall)
Race State	Finished



### Toowoomba QLD Professional

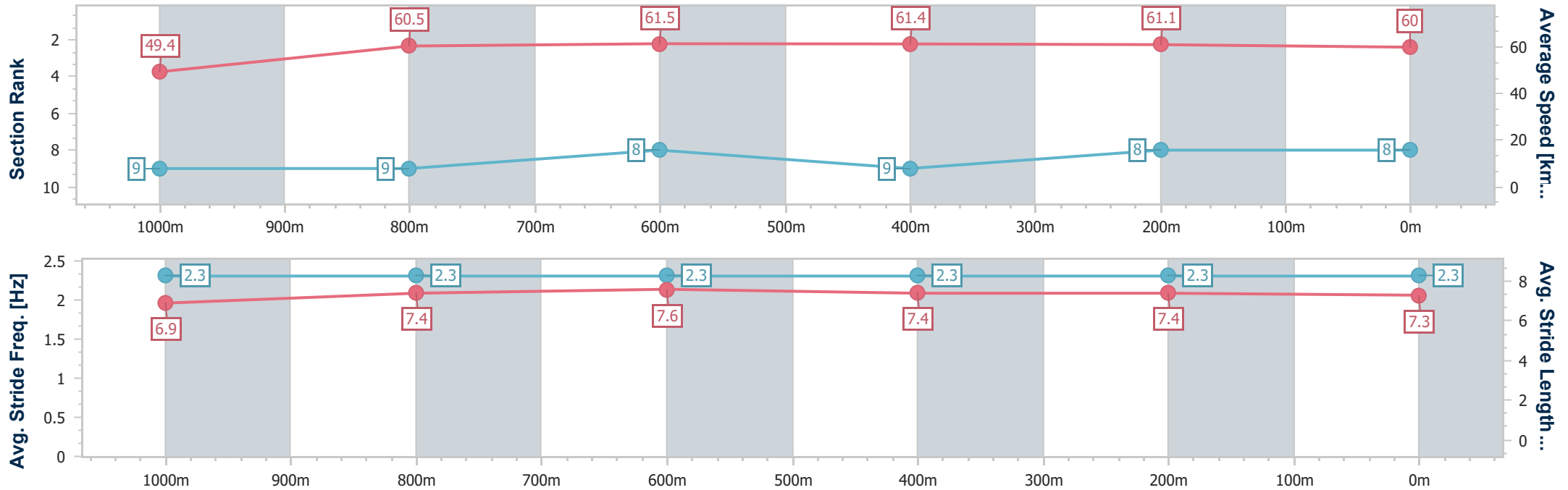
Race 1: RDO EQUIPMENT JOHN DEERE Class 4 Plate - 1200m

03 December 2022 - 17:04

Track Rating: Good 4, Weather: Overcast, Rail Position: +3m Entire Course



Section	Overall	1000m	800m	600m	400m	200m
Section Times	1:14.23 [8] (0:14.59)	0:59.64 [9] (0:12.04)	0:47.60 [9] (0:11.82)	0:35.78 [8] (0:11.91)	0:23.87 [9] (0:11.90)	0:11.97 [8] (0:11.97)
Average Speed [km/h]	49.4	60.5	61.5	61.4	61.1	60.0
Top Speed [km/h]	64.0	62.8	62.9	62.6	62.0	62.6
Avg. Dist. to Rail [m]	4.9	3.3	2.9	2.8	3.8	9.3
Avg. Stride Freq. [Hz]	2.3	2.3	2.3	2.3	2.3	2.3
Avg. Stride Length [m]	6.9	7.4	7.6	7.4	7.4	7.3



- [ ] Ranking at each section and finish
- .-.- No data available at this section
- NA No data available



Horse/Jockey Name	Young Cliffy
Final Rank	9
Fastest Section Time (Section)	0:11.70 (1000m)
Top Speed [km/h] (Section)	63.9 (1000m)
Race State	Finished



### Toowoomba QLD Professional

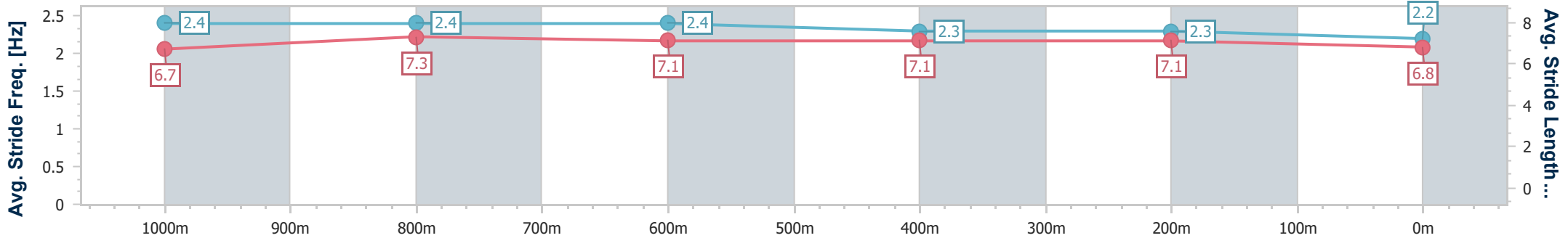
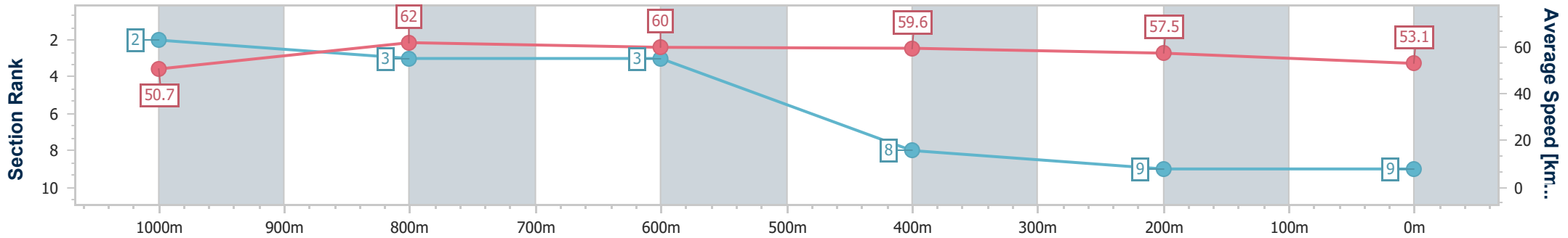
Race 1: RDO EQUIPMENT JOHN DEERE Class 4 Plate - 1200m

03 December 2022 - 17:04

Track Rating: Good 4, Weather: Overcast, Rail Position: +3m Entire Course



Section	Overall	1000m	800m	600m	400m	200m
Section Times	1:16.72 [9] (0:14.24)	1:02.48 [2] (0:11.70)	0:50.78 [3] (0:12.14)	0:38.64 [3] (0:12.37)	0:26.27 [8] (0:12.73)	0:13.54 [9] (0:13.54)
Average Speed [km/h]	50.7	62.0	60.0	59.6	57.5	53.1
Top Speed [km/h]	63.8	63.9	61.8	61.8	59.0	56.1
Avg. Dist. to Rail [m]	6.5	2.4	3.9	4.3	5.3	5.4
Avg. Stride Freq. [Hz]	2.4	2.4	2.4	2.3	2.3	2.2
Avg. Stride Length [m]	6.7	7.3	7.1	7.1	7.1	6.8



- [ ] Ranking at each section and finish
- .-.- No data available at this section
- NA No data available