



# Toowoomba QLD Professional

## Race 2: RDO EQUIPMENT HORSCH Class 2 Handicap - 1200m

03 December 2022 - 17:42



Track Rating: Good 3, Weather: Fine, Rail Position: +3m Entire Course

Section		Field Times										Last 600m	
		Overall	1000m	800m	600m	400m	200m						0:36.44
		1:13.66 (0:14.01)	0:59.65 (0:11.29)	0:48.36 (0:11.92)	0:36.44 (0:12.20)	0:24.24 (0:12.30)	0:11.94 (0:11.94)						
Rank	TAB	Horse/Jockey	Barrier	Top Speed [km/h]	Fastest Section							Distance Travelled [m]	
1	2	<b>DIS GO BOOM</b> Jake Molloy	9	66.4	0:11.26	1:13.66 [1] (0:14.10)	0:59.56 [4] (0:11.26)	0:48.30 [2] (0:11.92)	0:36.38 [2] (0:12.23)	0:24.15 [2] (0:12.22)	0:11.93 [2] (0:11.93)	0:36.38	
2	4	<b>TUSCAN LEATHER</b> Gary Geran	1	64.7	0:11.44	1:13.71 [2] (0:14.03)	0:59.68 [3] (0:11.44)	0:48.24 [3] (0:11.97)	0:36.27 [5] (0:12.26)	0:24.01 [5] (0:12.13)	0:11.88 [4] (0:11.88)	0:36.27	-1
3	6	<b>MANDALAY BLONDE</b> Kenji Yoshida	6	67.0	0:11.52	1:13.80 [3] (0:14.01)	0:59.79 [1] (0:11.52)	0:48.27 [4] (0:11.89)	0:36.38 [4] (0:12.25)	0:24.13 [4] (0:12.05)	0:12.08 [1] (0:12.08)	0:36.38	+8
4	5	<b>HARBELLE</b> Nozi Tomizawa	4	64.7	0:11.37	1:14.01 [4] (0:14.46)	0:59.55 [7] (0:11.37)	0:48.18 [7] (0:11.90)	0:36.28 [7] (0:12.16)	0:24.12 [6] (0:12.25)	0:11.87 [7] (0:11.87)	0:36.28	-4
5	1	<b>ANYWAY YOU WANT IT</b> Nick Keal	10	66.0	0:11.27	1:14.21 [5] (0:14.27)	0:59.94 [6] (0:11.27)	0:48.67 [5] (0:11.79)	0:36.88 [3] (0:12.26)	0:24.62 [3] (0:12.24)	0:12.38 [4] (0:12.38)	0:36.88	+6
6	9	<b>WHISTLIN' RULER</b> Montanna Savva	7	67.2	0:11.29	1:14.33 [6] (0:14.01)	1:00.32 [2] (0:11.29)	0:49.03 [1] (0:11.92)	0:37.11 [1] (0:12.20)	0:24.91 [1] (0:12.37)	0:12.54 [3] (0:12.54)	0:37.11	-5
7	10	<b>SIZZLING BABE</b> Default Jockey 2	5	64.5	0:11.30	1:14.46 [7] (0:14.61)	0:59.85 [8] (0:11.30)	0:48.55 [8] (0:11.98)	0:36.57 [8] (0:12.12)	0:24.45 [8] (0:12.06)	0:12.39 [6] (0:12.39)	0:36.57	-6
8	7	<b>ZOUESAY</b> Leeanne McCoy	8	65.3	0:11.57	1:14.88 [8] (0:14.17)	1:00.71 [5] (0:11.57)	0:49.14 [6] (0:11.91)	0:37.23 [6] (0:12.26)	0:24.97 [7] (0:12.49)	0:12.48 [8] (0:12.48)	0:37.23	+2

Scratched: Kobestar (#3), Spin That Wheel (#8)

[ ] Ranking at each section and finish  
 -:-:- No data available at this section  
 NA No data available

SCN Saddle cloth number  
 DNF Did not finish  
 DNT Did not track



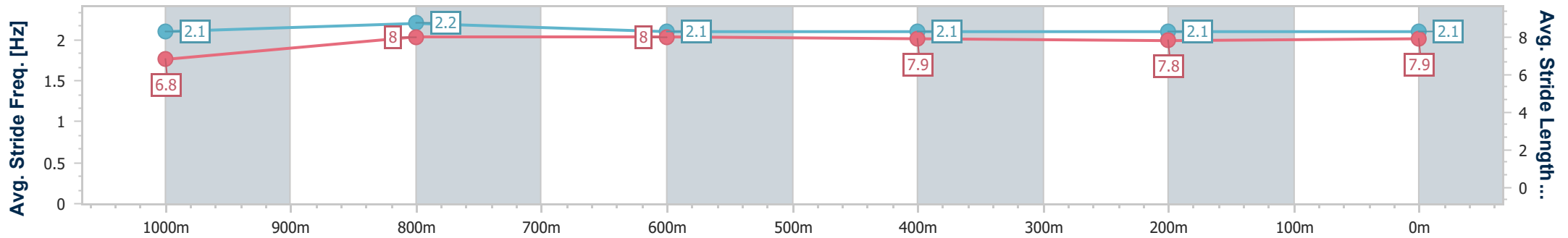
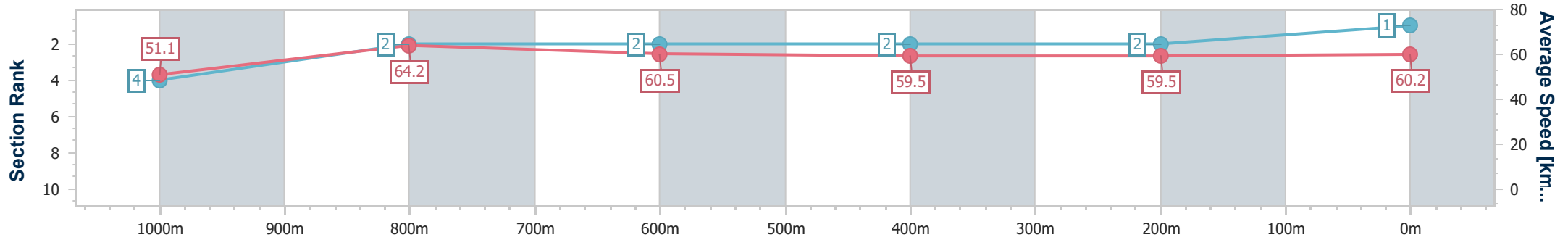
Horse/Jockey Name	Dis Go Boom
Final Rank	1
Fastest Section Time (Section)	0:11.26 (1000m)
Top Speed [km/h] (Section)	66.4 (Overall)
Race State	Finished



Toowoomba QLD Professional  
 Race 2: RDO EQUIPMENT HORSCH Class 2 Handicap - 1200m  
 03 December 2022 - 17:42  
 Track Rating: Good 3, Weather: Fine, Rail Position: +3m Entire Course



Section	Overall	1000m	800m	600m	400m	200m
Section Times	1:13.66 [1] (0:14.10)	0:59.56 [4] (0:11.26)	0:48.30 [2] (0:11.92)	0:36.38 [2] (0:12.23)	0:24.15 [2] (0:12.22)	0:11.93 [2] (0:11.93)
Average Speed [km/h]	51.1	64.2	60.5	59.5	59.5	60.2
Top Speed [km/h]	66.4	66.1	62.5	60.5	60.7	61.9
Avg. Dist. to Rail [m]	4.0	1.1	0.9	1.9	2.8	2.0
Avg. Stride Freq. [Hz]	2.1	2.2	2.1	2.1	2.1	2.1
Avg. Stride Length [m]	6.8	8.0	8.0	7.9	7.8	7.9



- [ ] Ranking at each section and finish
- .-.- No data available at this section
- NA No data available



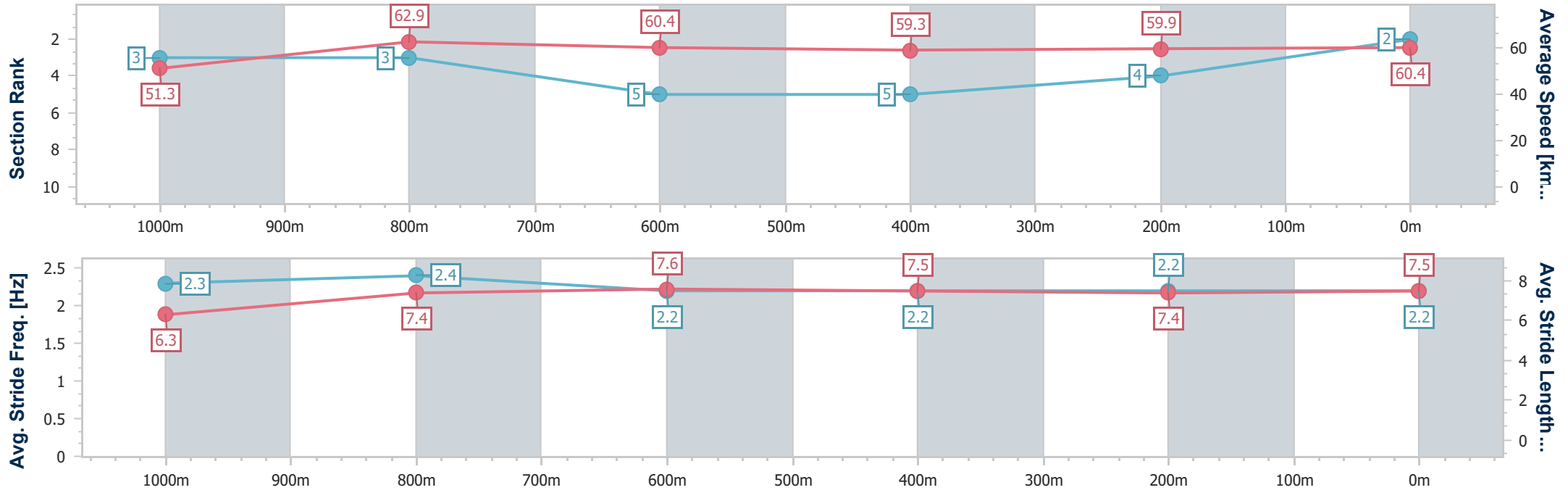
Horse/Jockey Name	Tuscan Leather
Final Rank	2
Fastest Section Time (Section)	0:11.44 (1000m)
Top Speed [km/h] (Section)	64.7 (Overall)
Race State	Finished



Toowoomba QLD Professional  
 Race 2: RDO EQUIPMENT HORSCH Class 2 Handicap - 1200m  
 03 December 2022 - 17:42  
 Track Rating: Good 3, Weather: Fine, Rail Position: +3m Entire Course



Section	Overall	1000m	800m	600m	400m	200m
Section Times	1:13.71 [2] (0:14.03)	0:59.68 [3] (0:11.44)	0:48.24 [3] (0:11.97)	0:36.27 [5] (0:12.26)	0:24.01 [5] (0:12.13)	0:11.88 [4] (0:11.88)
Average Speed [km/h]	51.3	62.9	60.4	59.3	59.9	60.4
Top Speed [km/h]	64.7	64.3	62.1	60.8	60.6	61.2
Avg. Dist. to Rail [m]	1.3	0.7	1.3	1.8	2.5	1.6
Avg. Stride Freq. [Hz]	2.3	2.4	2.2	2.2	2.2	2.2
Avg. Stride Length [m]	6.3	7.4	7.6	7.5	7.4	7.5



- [ ] Ranking at each section and finish
- .-.- No data available at this section
- NA No data available



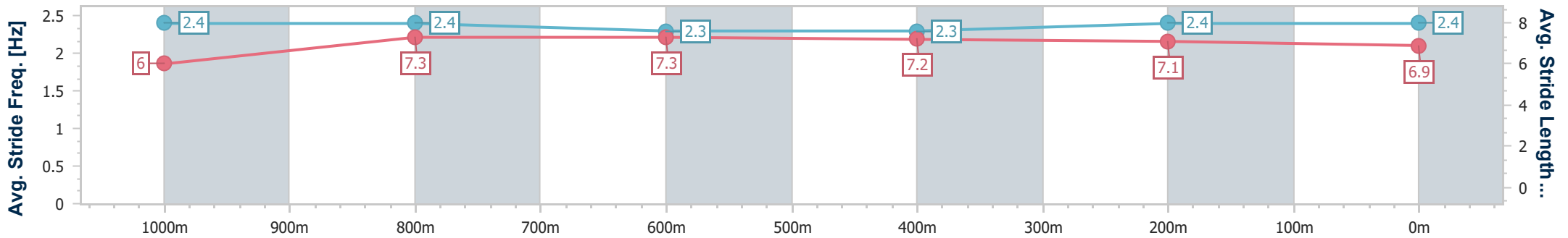
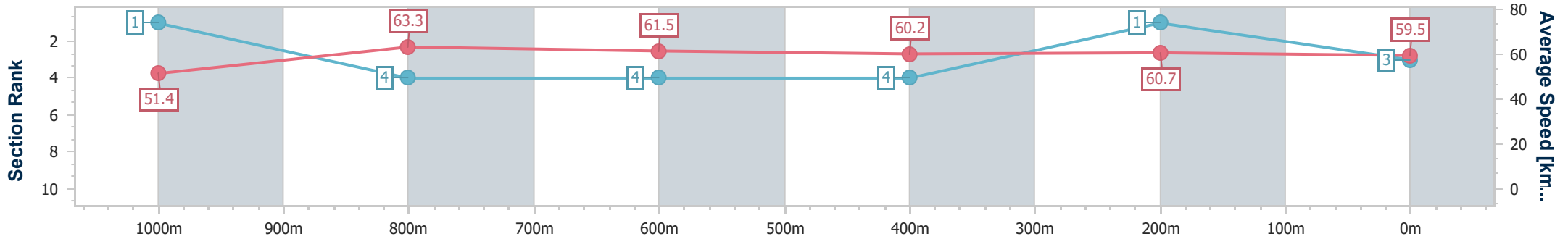
Horse/Jockey Name	Mandalay Blonde
Final Rank	3
Fastest Section Time (Section)	0:11.52 (1000m)
Top Speed [km/h] (Section)	67.0 (Overall)
Race State	Finished



Toowoomba QLD Professional  
 Race 2: RDO EQUIPMENT HORSCH Class 2 Handicap - 1200m  
 03 December 2022 - 17:42  
 Track Rating: Good 3, Weather: Fine, Rail Position: +3m Entire Course



Section	Overall	1000m	800m	600m	400m	200m
Section Times	1:13.80 [3] (0:14.01)	0:59.79 [1] (0:11.52)	0:48.27 [4] (0:11.89)	0:36.38 [4] (0:12.25)	0:24.13 [4] (0:12.05)	0:12.08 [1] (0:12.08)
Average Speed [km/h]	51.4	63.3	61.5	60.2	60.7	59.5
Top Speed [km/h]	67.0	66.7	62.9	61.7	61.6	61.1
Avg. Dist. to Rail [m]	5.3	3.3	4.6	4.5	4.6	5.4
Avg. Stride Freq. [Hz]	2.4	2.4	2.3	2.3	2.4	2.4
Avg. Stride Length [m]	6.0	7.3	7.3	7.2	7.1	6.9



- [ ] Ranking at each section and finish
- .-.- No data available at this section
- NA No data available



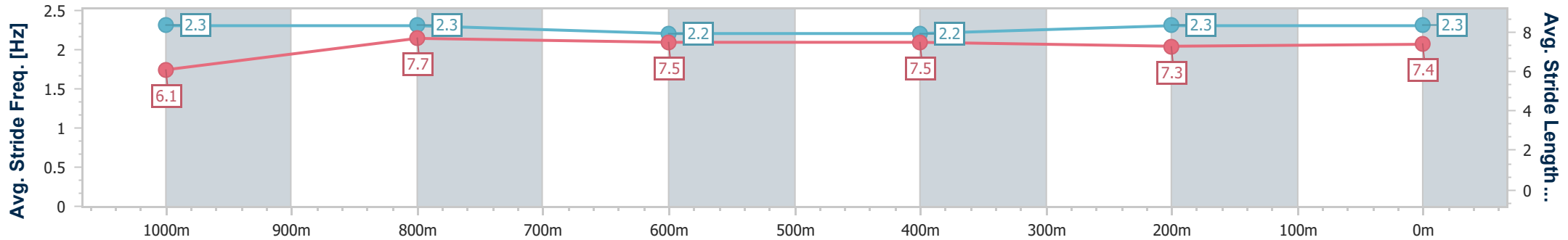
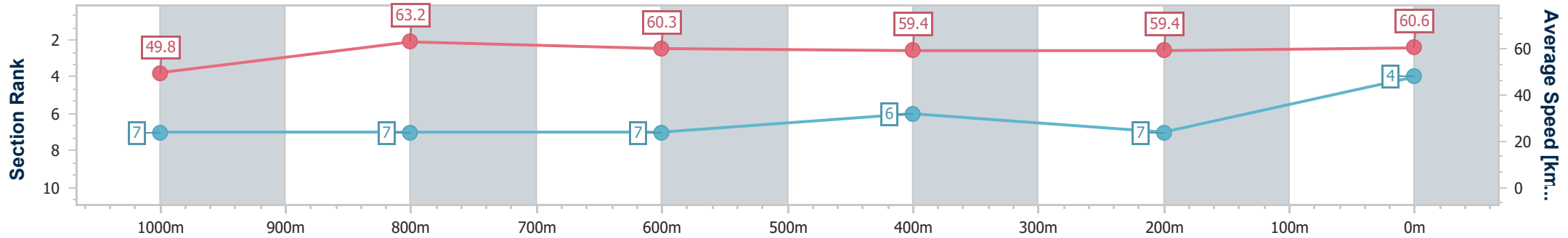
Horse/Jockey Name	Harbelle
Final Rank	4
Fastest Section Time (Section)	0:11.37 (1000m)
Top Speed [km/h] (Section)	64.7 (1000m)
Race State	Finished



Toowoomba QLD Professional  
 Race 2: RDO EQUIPMENT HORSCH Class 2 Handicap - 1200m  
 03 December 2022 - 17:42  
 Track Rating: Good 3, Weather: Fine, Rail Position: +3m Entire Course



Section	Overall	1000m	800m	600m	400m	200m
Section Times	1:14.01 [4] (0:14.46)	0:59.55 [7] (0:11.37)	0:48.18 [7] (0:11.90)	0:36.28 [7] (0:12.16)	0:24.12 [6] (0:12.25)	0:11.87 [7] (0:11.87)
Average Speed [km/h]	49.8	63.2	60.3	59.4	59.4	60.6
Top Speed [km/h]	64.5	64.7	62.0	60.8	60.6	61.1
Avg. Dist. to Rail [m]	1.3	0.6	0.6	0.6	3.8	5.9
Avg. Stride Freq. [Hz]	2.3	2.3	2.2	2.2	2.3	2.3
Avg. Stride Length [m]	6.1	7.7	7.5	7.5	7.3	7.4



- [ ] Ranking at each section and finish
- .-.- No data available at this section
- NA No data available



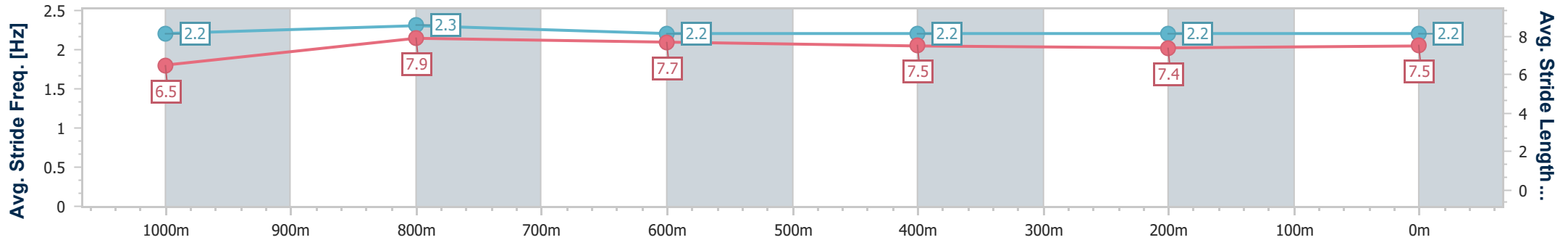
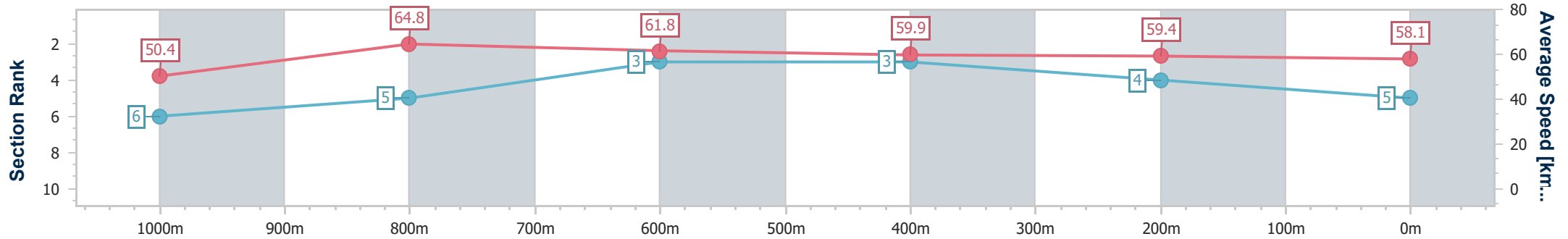
Horse/Jockey Name	Anyway You Want It
Final Rank	5
Fastest Section Time (Section)	0:11.27 (1000m)
Top Speed [km/h] (Section)	66.0 (1000m)
Race State	Finished



Toowoomba QLD Professional  
 Race 2: RDO EQUIPMENT HORSCH Class 2 Handicap - 1200m  
 03 December 2022 - 17:42  
 Track Rating: Good 3, Weather: Fine, Rail Position: +3m Entire Course



Section	Overall	1000m	800m	600m	400m	200m
Section Times	1:14.21 [5] (0:14.27)	0:59.94 [6] (0:11.27)	0:48.67 [5] (0:11.79)	0:36.88 [3] (0:12.26)	0:24.62 [3] (0:12.24)	0:12.38 [4] (0:12.38)
Average Speed [km/h]	50.4	64.8	61.8	59.9	59.4	58.1
Top Speed [km/h]	64.6	66.0	63.9	60.7	60.6	59.5
Avg. Dist. to Rail [m]	7.6	4.2	3.8	3.7	2.9	2.5
Avg. Stride Freq. [Hz]	2.2	2.3	2.2	2.2	2.2	2.2
Avg. Stride Length [m]	6.5	7.9	7.7	7.5	7.4	7.5



- [ ] Ranking at each section and finish
- .-.- No data available at this section
- NA No data available



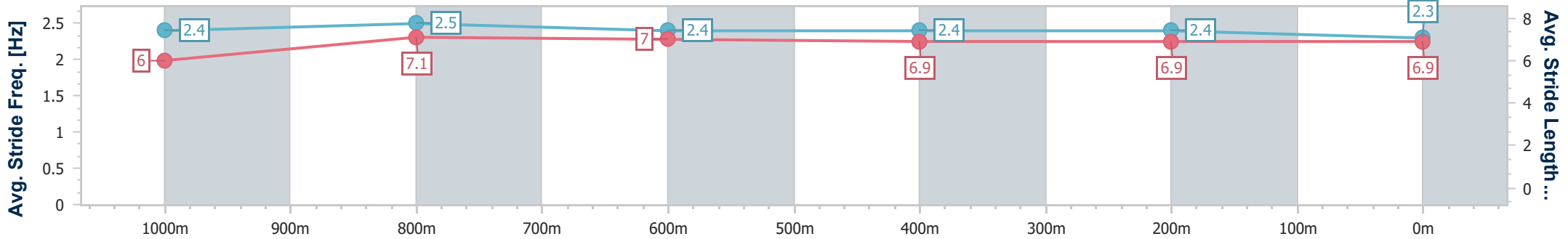
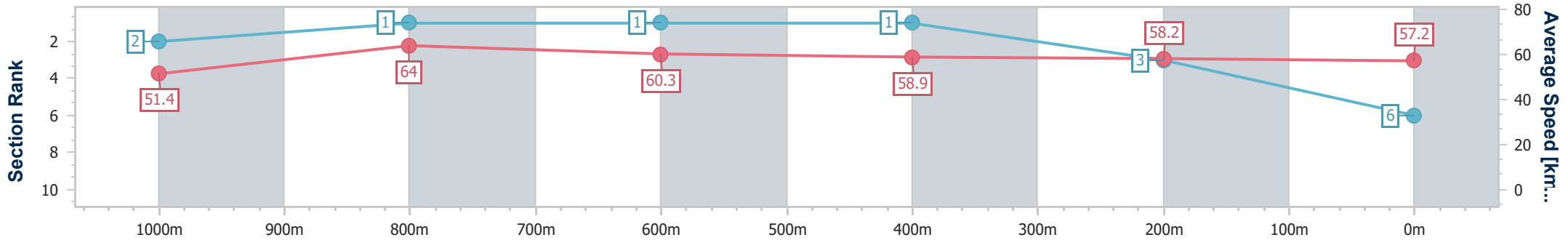
Horse/Jockey Name	Whistlin' Ruler
Final Rank	6
Fastest Section Time (Section)	0:11.29 (1000m)
Top Speed [km/h] (Section)	67.2 (Overall)
Race State	Finished



Toowoomba QLD Professional  
 Race 2: RDO EQUIPMENT HORSCH Class 2 Handicap - 1200m  
 03 December 2022 - 17:42  
 Track Rating: Good 3, Weather: Fine, Rail Position: +3m Entire Course



Section	Overall	1000m	800m	600m	400m	200m
Section Times	1:14.33 [6] (0:14.01)	1:00.32 [2] (0:11.29)	0:49.03 [1] (0:11.92)	0:37.11 [1] (0:12.20)	0:24.91 [1] (0:12.37)	0:12.54 [3] (0:12.54)
Average Speed [km/h]	51.4	64.0	60.3	58.9	58.2	57.2
Top Speed [km/h]	67.2	65.4	62.2	60.9	59.2	58.6
Avg. Dist. to Rail [m]	4.0	1.2	0.2	0.5	0.3	0.5
Avg. Stride Freq. [Hz]	2.4	2.5	2.4	2.4	2.4	2.3
Avg. Stride Length [m]	6.0	7.1	7.0	6.9	6.9	6.9



- [ ] Ranking at each section and finish
- .-.- No data available at this section
- NA No data available



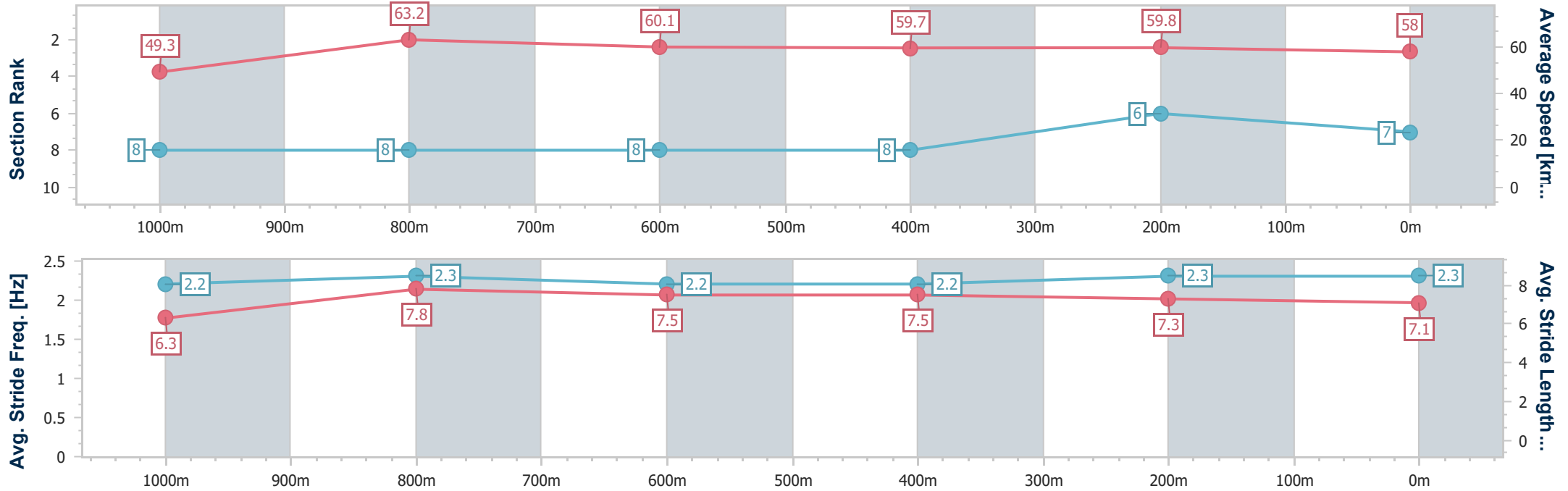
Horse/Jockey Name	Sizzling Babe
Final Rank	7
Fastest Section Time (Section)	0:11.30 (1000m)
Top Speed [km/h] (Section)	64.5 (1000m)
Race State	Finished



Toowoomba QLD Professional  
 Race 2: RDO EQUIPMENT HORSCH Class 2 Handicap - 1200m  
 03 December 2022 - 17:42  
 Track Rating: Good 3, Weather: Fine, Rail Position: +3m Entire Course



Section	Overall	1000m	800m	600m	400m	200m
Section Times	1:14.46 [7] (0:14.61)	0:59.85 [8] (0:11.30)	0:48.55 [8] (0:11.98)	0:36.57 [8] (0:12.12)	0:24.45 [8] (0:12.06)	0:12.39 [6] (0:12.39)
Average Speed [km/h]	49.3	63.2	60.1	59.7	59.8	58.0
Top Speed [km/h]	64.2	64.5	61.6	60.6	61.2	59.2
Avg. Dist. to Rail [m]	2.0	2.0	0.7	0.6	0.9	2.8
Avg. Stride Freq. [Hz]	2.2	2.3	2.2	2.2	2.3	2.3
Avg. Stride Length [m]	6.3	7.8	7.5	7.5	7.3	7.1



- [ ] Ranking at each section and finish
- .-.- No data available at this section
- NA No data available





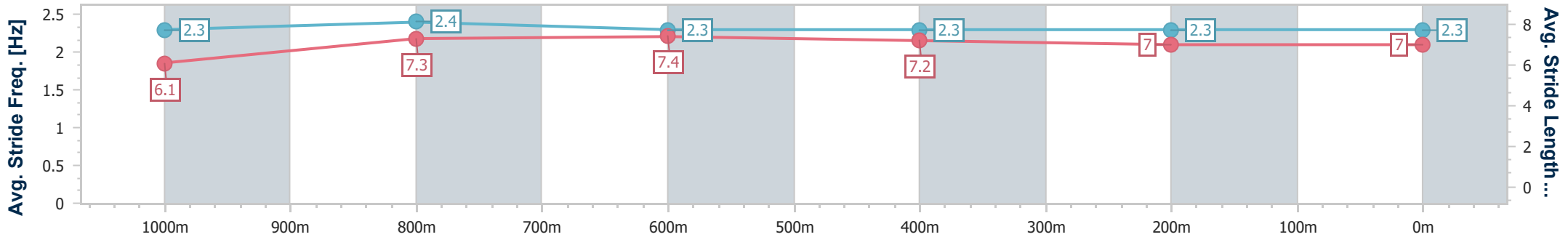
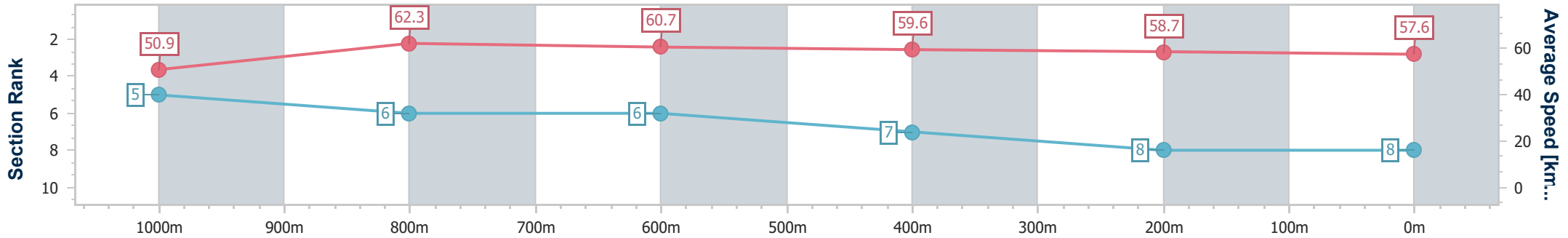
Horse/Jockey Name	Zouesay
Final Rank	8
Fastest Section Time (Section)	0:11.57 (1000m)
Top Speed [km/h] (Section)	65.3 (Overall)
Race State	Finished



Toowoomba QLD Professional  
 Race 2: RDO EQUIPMENT HORSCH Class 2 Handicap - 1200m  
 03 December 2022 - 17:42  
 Track Rating: Good 3, Weather: Fine, Rail Position: +3m Entire Course



Section	Overall	1000m	800m	600m	400m	200m
Section Times	1:14.88 [8] (0:14.17)	1:00.71 [5] (0:11.57)	0:49.14 [6] (0:11.91)	0:37.23 [6] (0:12.26)	0:24.97 [7] (0:12.49)	0:12.48 [8] (0:12.48)
Average Speed [km/h]	50.9	62.3	60.7	59.6	58.7	57.6
Top Speed [km/h]	65.3	64.3	61.6	60.4	59.7	58.5
Avg. Dist. to Rail [m]	3.4	0.6	1.4	2.9	5.1	5.1
Avg. Stride Freq. [Hz]	2.3	2.4	2.3	2.3	2.3	2.3
Avg. Stride Length [m]	6.1	7.3	7.4	7.2	7.0	7.0



- [ ] Ranking at each section and finish
- .-.- No data available at this section
- NA No data available