



# Toowoomba QLD Professional

## Race 4: NAMOUR TRANSPORT BENCHMARK 62 Handicap - 2150m

10 December 2022 - 19:11



Track Rating: Good 3, Weather: Fine , Rail Position: +5m Entire Course

Section														
Field Times	Overall	2000m	1800m	1600m	1400m	1200m	1000m	Last 600m						
	2:16.54 (0:12.64)	2:03.90 (0:11.92)	1:51.98 (0:11.91)	1:40.07 (0:11.93)	1:28.14 (0:12.68)	1:15.46 (0:12.96)	1:02.50 (0:12.50)	0:37.65						
Rank	TAB	Horse/Jockey	Barrier	Top Speed [km/h]	Fastest Section									Distance Travelled [m]
1	6	LA BREA Jake Molloy	7	62.8 2000m	0:11.91 1800m	2:16.54 [1] (0:12.64)	2:03.90 [1] (0:11.92)	1:51.98 [1] (0:11.91)	1:40.07 [1] (0:11.93)	1:28.14 [1] (0:12.68)	1:15.46 [1] (0:12.96)	1:02.50 [1] (0:12.83)	0:37.37	
2	1	CHOCOLATIER Gary Geran	8	62.6 2000m	0:11.79 2000m	2:16.59 [2] (0:12.86)	2:03.73 [2] (0:11.79)	1:51.94 [2] (0:11.93)	1:40.01 [2] (0:11.99)	1:28.02 [2] (0:12.61)	1:15.41 [2] (0:12.92)	1:02.49 [2] (0:12.44)	0:37.70	+13
3	2	BY THE LAW Stephanie Lacy	5	62.0 2000m	0:11.81 2000m	2:17.37 [3] (0:12.88)	2:04.49 [2] (0:11.81)	1:52.68 [3] (0:12.10)	1:40.58 [3] (0:12.11)	1:28.47 [3] (0:12.76)	1:15.71 [3] (0:12.99)	1:02.72 [3] (0:12.82)	0:37.85	-2
4	3	BALMAURICE Nathan Fazackerley	6	61.4 2000m	0:11.99 2000m	2:17.45 [4] (0:13.01)	2:04.44 [4] (0:11.99)	1:52.45 [4] (0:12.10)	1:40.35 [4] (0:12.18)	1:28.17 [4] (0:12.60)	1:15.57 [5] (0:12.95)	1:02.62 [5] (0:12.54)	0:37.93	+9
5	7	WINSTON BLUE Corey Bayliss	3	61.0 1600m	0:11.91 1600m	2:17.80 [5] (0:13.62)	2:04.18 [7] (0:12.09)	1:52.09 [7] (0:12.08)	1:40.01 [7] (0:11.91)	1:28.10 [7] (0:12.58)	1:15.52 [7] (0:13.15)	1:02.37 [7] (0:12.49)	0:37.82	+4
6	8	EGO DANCER Wanderson D'Avila	1	61.5 2000m	0:11.96 1600m	2:17.90 [6] (0:13.29)	2:04.61 [6] (0:11.98)	1:52.63 [6] (0:12.11)	1:40.52 [6] (0:11.96)	1:28.56 [5] (0:12.49)	1:16.07 [4] (0:12.94)	1:03.13 [4] (0:12.68)	0:38.29	-1
7	5	DELAYED LAUNCH Georgina Cartwright	2	61.9 2000m	0:11.99 2000m	2:17.92 [7] (0:13.23)	2:04.69 [5] (0:11.99)	1:52.70 [5] (0:12.13)	1:40.57 [5] (0:12.04)	1:28.53 [6] (0:12.61)	1:15.92 [6] (0:13.00)	1:02.92 [6] (0:12.50)	0:38.15	+6

Did Not Finish: Past Tense (#4)

[ ] Ranking at each section and finish  
 -:-:- No data available at this section  
 NA No data available

SCN Saddle cloth number  
 DNF Did not finish  
 DNT Did not track



# Toowoomba QLD Professional

## Race 4: NAMOUR TRANSPORT BENCHMARK 62 Handicap - 2150m

10 December 2022 - 19:11



Track Rating: Good 3, Weather: Fine , Rail Position: +5m Entire Course

Section				800m	600m	400m	200m	Last 600m			
Field Times				0:50.00 (0:12.35)	0:37.65 (0:12.46)	0:25.19 (0:12.61)	0:12.58 (0:12.58)	0:37.65			
Rank	TAB	Horse/Jockey	Barrier	Top Speed [km/h]	Fastest Section					Distance Travelled [m]	
1	6	<b>LA BREA</b> Jake Molloy	7	62.8 2000m	0:11.91 1800m	0:49.67 [2] (0:12.30)	0:37.37 [2] (0:12.36)	0:25.01 [2] (0:12.43)	0:12.58 [1] (0:12.58)	0:37.37	
2	1	<b>CHOCOLATIER</b> Gary Geran	8	62.6 2000m	0:11.79 2000m	0:50.05 [1] (0:12.35)	0:37.70 [1] (0:12.46)	0:25.24 [1] (0:12.63)	0:12.61 [2] (0:12.61)	0:37.70	+13
3	2	<b>BY THE LAW</b> Stephanie Lacy	5	62.0 2000m	0:11.81 2000m	0:49.90 [4] (0:12.05)	0:37.85 [3] (0:12.32)	0:25.53 [3] (0:12.67)	0:12.86 [3] (0:12.86)	0:37.85	-2
4	3	<b>BALMAURICE</b> Nathan Fazackerley	6	61.4 2000m	0:11.99 2000m	0:50.08 [3] (0:12.15)	0:37.93 [4] (0:12.66)	0:25.27 [4] (0:12.49)	0:12.78 [4] (0:12.78)	0:37.93	+9
5	7	<b>WINSTON BLUE</b> Corey Bayliss	3	61.0 1600m	0:11.91 1600m	0:49.88 [7] (0:12.06)	0:37.82 [7] (0:12.40)	0:25.42 [7] (0:12.38)	0:13.04 [5] (0:13.04)	0:37.82	+4
6	8	<b>EGO DANCER</b> Wanderson D'Avila	1	61.5 2000m	0:11.96 1600m	0:50.45 [5] (0:12.16)	0:38.29 [5] (0:12.58)	0:25.71 [5] (0:12.72)	0:12.99 [7] (0:12.99)	0:38.29	-1
7	5	<b>DELAYED LAUNCH</b> Georgina Cartwright	2	61.9 2000m	0:11.99 2000m	0:50.42 [6] (0:12.27)	0:38.15 [6] (0:12.51)	0:25.64 [6] (0:12.66)	0:12.98 [6] (0:12.98)	0:38.15	+6

Did Not Finish: Past Tense (#4)

[ ] Ranking at each section and finish  
 -:-:- No data available at this section  
 NA No data available

SCN Saddle cloth number  
 DNF Did not finish  
 DNT Did not track



Horse/Jockey Name	La Brea
Final Rank	1
Fastest Section Time (Section)	0:11.91 (1800m)
Top Speed [km/h] (Section)	62.8 (2000m)
Race State	Finished



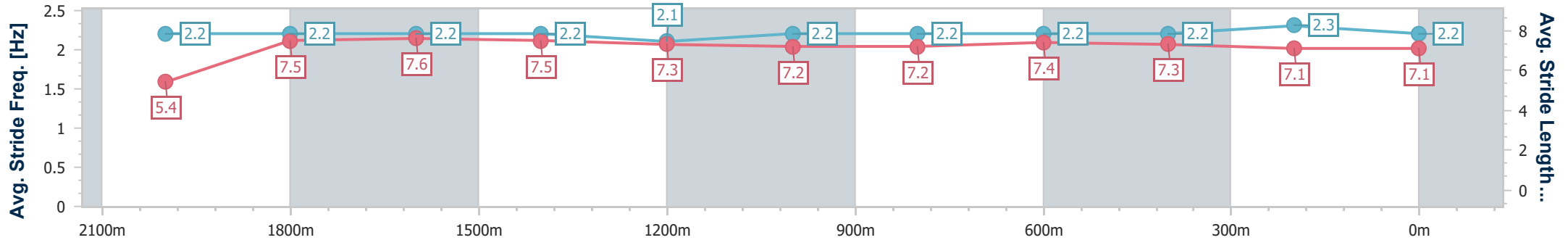
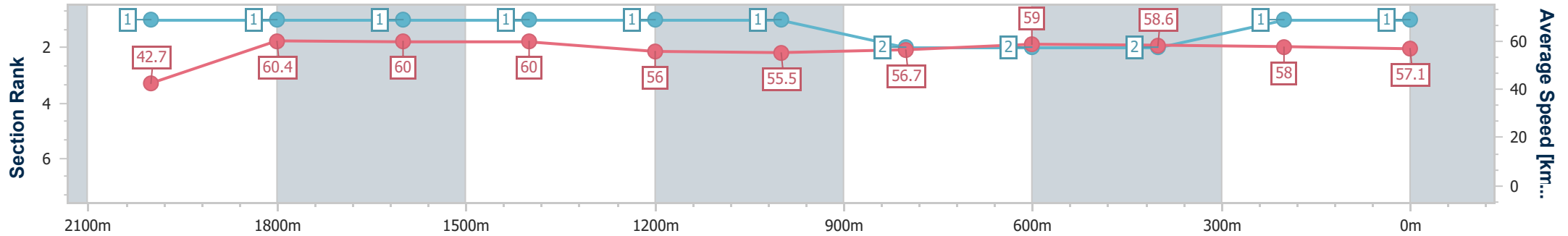
Toowoomba QLD Professional  
Race 4: NAMOUR TRANSPORT BENCHMARK 62 Handicap - 2150m



10 December 2022 - 19:11

Track Rating: Good 3, Weather: Fine , Rail Position: +5m Entire Course

Section	Overall	2000m	1800m	1600m	1400m	1200m	1000m	800m	600m	400m	200m
Section Times	2:16.54 [1] (0:12.64)	2:03.90 [1] (0:11.92)	1:51.98 [1] (0:11.91)	1:40.07 [1] (0:11.93)	1:28.14 [1] (0:12.68)	1:15.46 [1] (0:12.96)	1:02.50 [1] (0:12.83)	0:49.67 [2] (0:12.30)	0:37.37 [2] (0:12.36)	0:25.01 [2] (0:12.43)	0:12.58 [1] (0:12.58)
Average Speed [km/h]	42.7	60.4	60.0	60.0	56.0	55.5	56.7	59.0	58.6	58.0	57.1
Top Speed [km/h]	62.2	62.8	61.5	60.8	59.0	57.3	57.4	60.1	60.2	59.3	58.8
Avg. Dist. to Rail [m]	6.6	0.6	1.3	1.9	2.5	0.6	2.7	1.9	1.1	0.8	1.9
Avg. Stride Freq. [Hz]	2.2	2.2	2.2	2.2	2.1	2.2	2.2	2.2	2.2	2.3	2.2
Avg. Stride Length [m]	5.4	7.5	7.6	7.5	7.3	7.2	7.2	7.4	7.3	7.1	7.1



- [ ] Ranking at each section and finish
- .-.- No data available at this section
- NA No data available



Horse/Jockey Name	Chocolatier
Final Rank	2
Fastest Section Time (Section)	0:11.79 (2000m)
Top Speed [km/h] (Section)	62.6 (2000m)
Race State	Finished



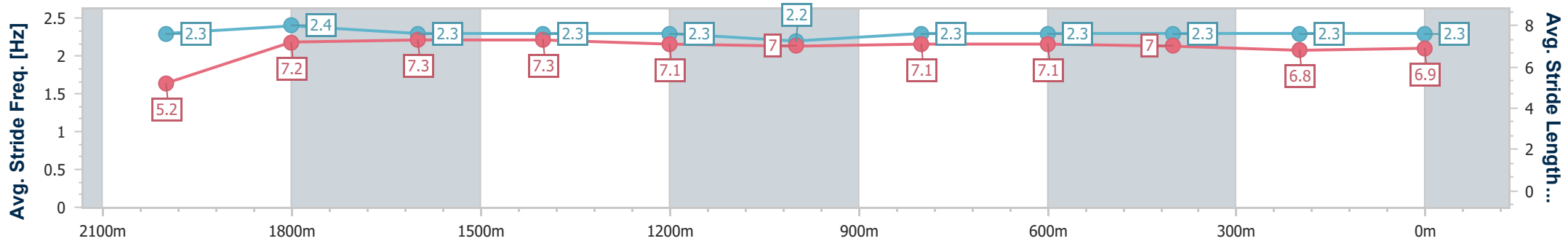
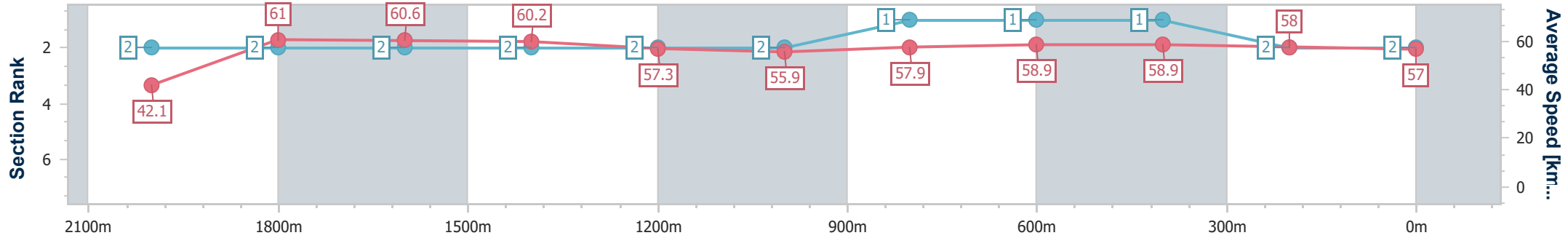
Toowoomba QLD Professional  
Race 4: NAMOUR TRANSPORT BENCHMARK 62 Handicap - 2150m



10 December 2022 - 19:11

Track Rating: Good 3, Weather: Fine , Rail Position: +5m Entire Course

Section	Overall	2000m	1800m	1600m	1400m	1200m	1000m	800m	600m	400m	200m	
Section Times	2:16.59 [2] (0:12.86)	2:03.73 [2] (0:11.79)	1:51.94 [2] (0:11.93)	1:40.01 [2] (0:11.99)	1:28.02 [2] (0:12.61)	1:15.41 [2] (0:12.92)	1:02.49 [2] (0:12.44)	0:50.05 [1] (0:12.35)	0:37.70 [1] (0:12.46)	0:25.24 [1] (0:12.63)	0:12.61 [2] (0:12.61)	
Average Speed [km/h]	42.1	61.0	60.6	60.2	57.3	55.9	57.9	58.9	58.9	58.0	57.0	
Top Speed [km/h]	61.0	62.6	61.3	61.4	59.4	56.9	58.8	60.6	60.3	60.5	58.2	
Avg. Dist. to Rail [m]	7.8	2.1	0.5	0.6	1.1	1.6	0.4	3.9	3.7	4.9	5.4	
Avg. Stride Freq. [Hz]	2.3	2.4	2.3	2.3	2.3	2.2	2.3	2.3	2.3	2.3	2.3	
Avg. Stride Length [m]	5.2	7.2	7.3	7.3	7.1	7.0	7.1	7.1	7.0	6.8	6.9	



- [ ] Ranking at each section and finish
- .-.- No data available at this section
- NA No data available



Horse/Jockey Name	By the Law
Final Rank	3
Fastest Section Time (Section)	0:11.81 (2000m)
Top Speed [km/h] (Section)	62.0 (2000m)
Race State	Finished



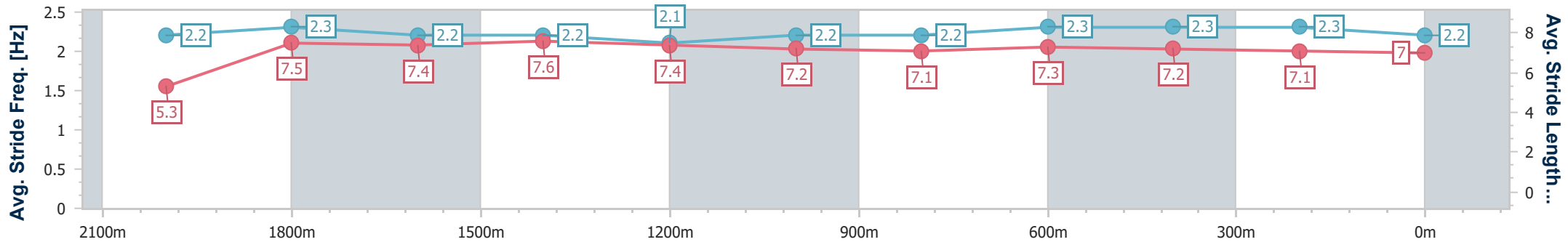
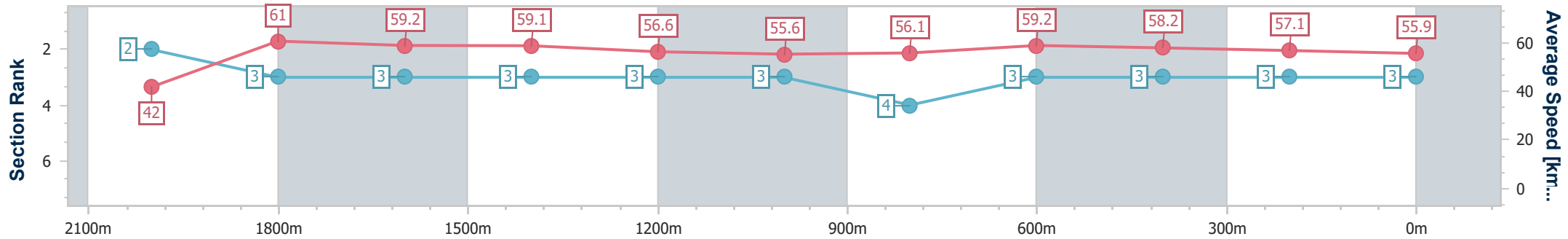
Toowoomba QLD Professional  
Race 4: NAMOUR TRANSPORT BENCHMARK 62 Handicap - 2150m



10 December 2022 - 19:11

Track Rating: Good 3, Weather: Fine , Rail Position: +5m Entire Course

Section	Overall	2000m	1800m	1600m	1400m	1200m	1000m	800m	600m	400m	200m	
Section Times	2:17.37 [3] (0:12.88)	2:04.49 [2] (0:11.81)	1:52.68 [3] (0:12.10)	1:40.58 [3] (0:12.11)	1:28.47 [3] (0:12.76)	1:15.71 [3] (0:12.99)	1:02.72 [3] (0:12.82)	0:49.90 [4] (0:12.05)	0:37.85 [3] (0:12.32)	0:25.53 [3] (0:12.67)	0:12.86 [3] (0:12.86)	
Average Speed [km/h]	42.0	61.0	59.2	59.1	56.6	55.6	56.1	59.2	58.2	57.1	55.9	
Top Speed [km/h]	60.8	62.0	61.2	60.2	58.9	56.2	57.2	60.6	59.8	58.1	56.9	
Avg. Dist. to Rail [m]	4.6	0.7	0.9	1.3	1.1	2.0	0.9	2.6	1.0	1.9	3.1	
Avg. Stride Freq. [Hz]	2.2	2.3	2.2	2.2	2.1	2.2	2.2	2.3	2.3	2.3	2.2	
Avg. Stride Length [m]	5.3	7.5	7.4	7.6	7.4	7.2	7.1	7.3	7.2	7.1	7.0	



- [ ] Ranking at each section and finish
- .-.- No data available at this section
- NA No data available



Horse/Jockey Name	Balmaurice
Final Rank	4
Fastest Section Time (Section)	0:11.99 (2000m)
Top Speed [km/h] (Section)	61.4 (2000m)
Race State	Finished



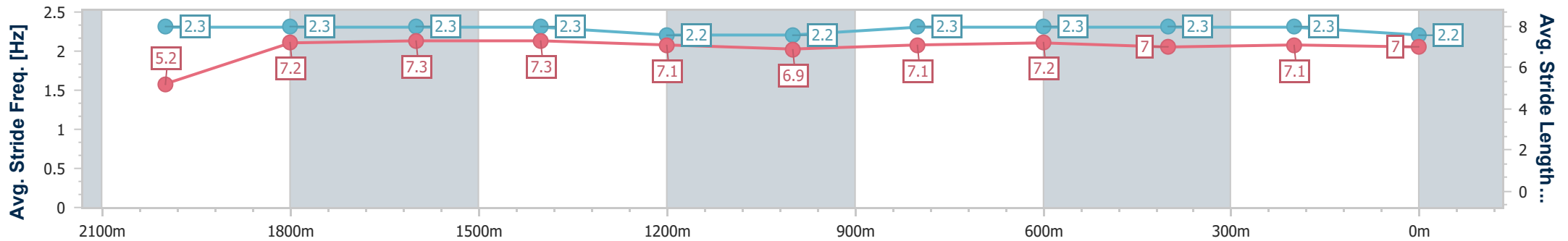
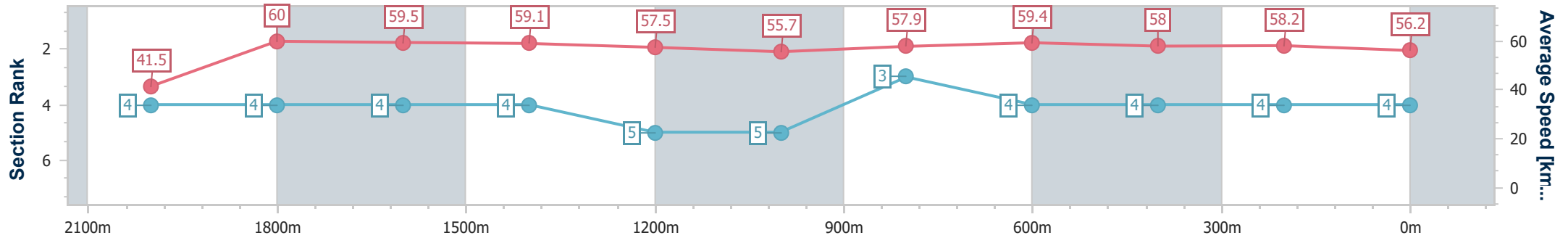
Toowoomba QLD Professional  
Race 4: NAMOUR TRANSPORT BENCHMARK 62 Handicap - 2150m



10 December 2022 - 19:11

Track Rating: Good 3, Weather: Fine , Rail Position: +5m Entire Course

Section	Overall	2000m	1800m	1600m	1400m	1200m	1000m	800m	600m	400m	200m	
Section Times	2:17.45 [4] (0:13.01)	2:04.44 [4] (0:11.99)	1:52.45 [4] (0:12.10)	1:40.35 [4] (0:12.18)	1:28.17 [4] (0:12.60)	1:15.57 [5] (0:12.95)	1:02.62 [5] (0:12.54)	0:50.08 [3] (0:12.15)	0:37.93 [4] (0:12.66)	0:25.27 [4] (0:12.49)	0:12.78 [4] (0:12.78)	
Average Speed [km/h]	41.5	60.0	59.5	59.1	57.5	55.7	57.9	59.4	58.0	58.2	56.2	
Top Speed [km/h]	60.0	61.4	60.3	60.7	59.2	57.9	59.2	60.0	59.5	59.0	58.0	
Avg. Dist. to Rail [m]	6.9	0.5	0.3	0.4	1.2	2.8	2.0	1.4	3.6	2.7	4.8	
Avg. Stride Freq. [Hz]	2.3	2.3	2.3	2.3	2.2	2.2	2.3	2.3	2.3	2.3	2.2	
Avg. Stride Length [m]	5.2	7.2	7.3	7.3	7.1	6.9	7.1	7.2	7.0	7.1	7.0	



- [ ] Ranking at each section and finish
- .-.- No data available at this section
- NA No data available



Horse/Jockey Name	Winston Blue
Final Rank	5
Fastest Section Time (Section)	0:11.91 (1600m)
Top Speed [km/h] (Section)	61.0 (1600m)
Race State	Finished



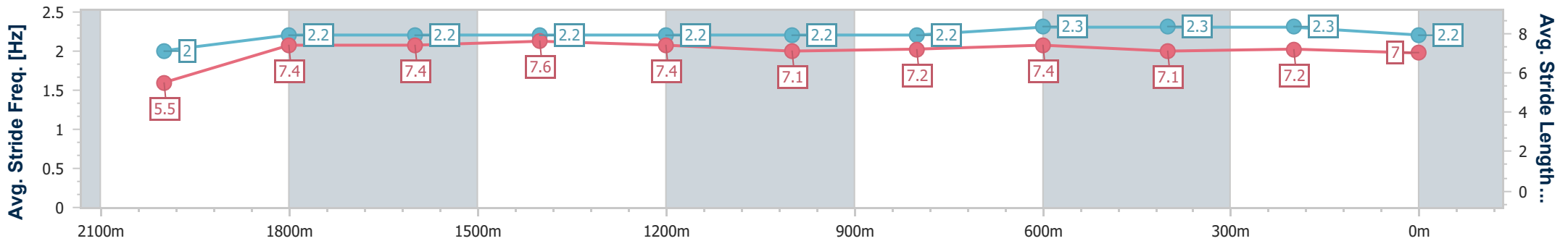
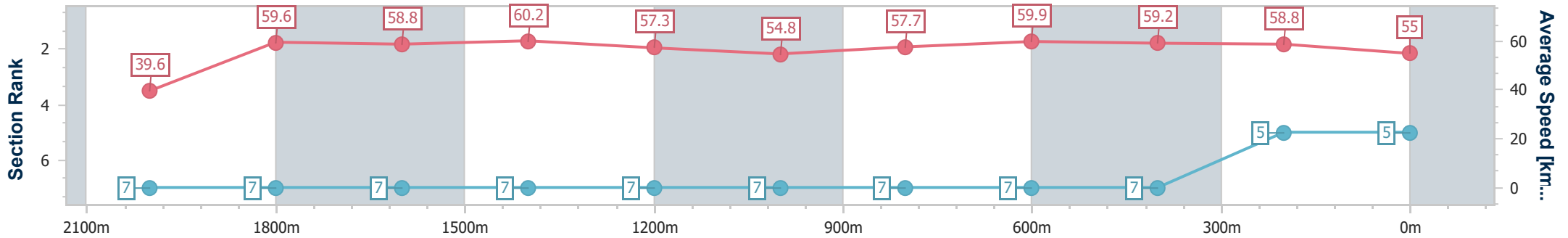
Toowoomba QLD Professional  
Race 4: NAMOUR TRANSPORT BENCHMARK 62 Handicap - 2150m



10 December 2022 - 19:11

Track Rating: Good 3, Weather: Fine , Rail Position: +5m Entire Course

Section	Overall	2000m	1800m	1600m	1400m	1200m	1000m	800m	600m	400m	200m	
Section Times	2:17.80 [5] (0:13.62)	2:04.18 [7] (0:12.09)	1:52.09 [7] (0:12.08)	1:40.01 [7] (0:11.91)	1:28.10 [7] (0:12.58)	1:15.52 [7] (0:13.15)	1:02.37 [7] (0:12.49)	0:49.88 [7] (0:12.06)	0:37.82 [7] (0:12.40)	0:25.42 [7] (0:12.38)	0:13.04 [5] (0:13.04)	
Average Speed [km/h]	39.6	59.6	58.8	60.2	57.3	54.8	57.7	59.9	59.2	58.8	55.0	
Top Speed [km/h]	58.7	60.4	60.1	61.0	58.4	57.9	60.6	60.6	60.7	60.6	57.4	
Avg. Dist. to Rail [m]	3.8	1.6	2.5	1.1	0.3	0.9	0.9	1.7	3.5	3.9	7.2	
Avg. Stride Freq. [Hz]	2.0	2.2	2.2	2.2	2.2	2.2	2.2	2.3	2.3	2.3	2.2	
Avg. Stride Length [m]	5.5	7.4	7.4	7.6	7.4	7.1	7.2	7.4	7.1	7.2	7.0	



- [ ] Ranking at each section and finish
- .-.- No data available at this section
- NA No data available



Horse/Jockey Name	Ego Dancer
Final Rank	6
Fastest Section Time (Section)	0:11.96 (1600m)
Top Speed [km/h] (Section)	61.5 (2000m)
Race State	Finished



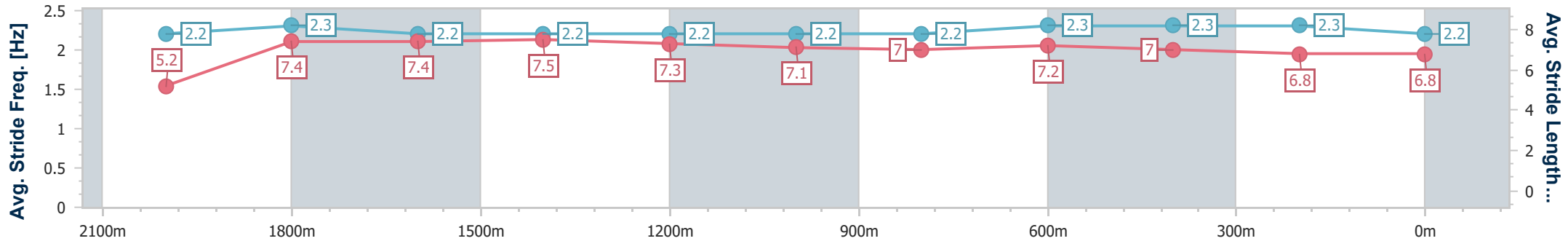
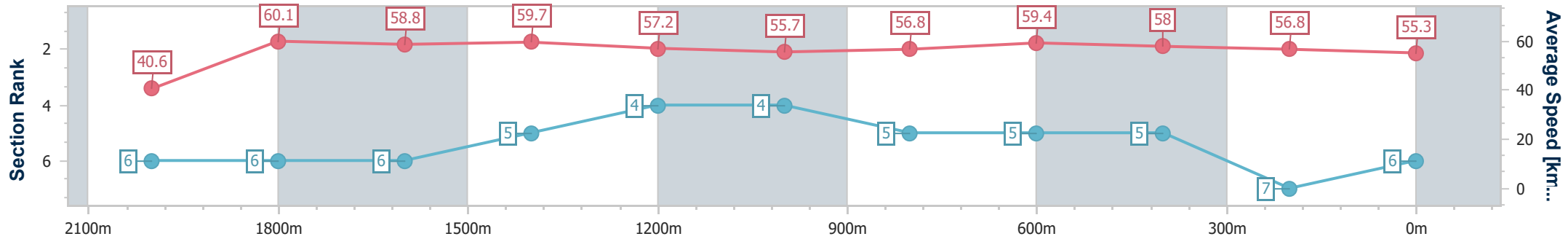
Toowoomba QLD Professional  
Race 4: NAMOUR TRANSPORT BENCHMARK 62 Handicap - 2150m



10 December 2022 - 19:11

Track Rating: Good 3, Weather: Fine , Rail Position: +5m Entire Course

Section	Overall	2000m	1800m	1600m	1400m	1200m	1000m	800m	600m	400m	200m	
Section Times	2:17.90 [6] (0:13.29)	2:04.61 [6] (0:11.98)	1:52.63 [6] (0:12.11)	1:40.52 [6] (0:11.96)	1:28.56 [5] (0:12.49)	1:16.07 [4] (0:12.94)	1:03.13 [4] (0:12.68)	0:50.45 [5] (0:12.16)	0:38.29 [5] (0:12.58)	0:25.71 [5] (0:12.72)	0:12.99 [7] (0:12.99)	
Average Speed [km/h]	40.6	60.1	58.8	59.7	57.2	55.7	56.8	59.4	58.0	56.8	55.3	
Top Speed [km/h]	59.3	61.5	59.5	60.8	60.2	57.6	58.5	60.7	59.7	57.6	56.2	
Avg. Dist. to Rail [m]	4.1	0.9	2.0	2.4	1.2	0.2	0.3	1.2	2.4	1.2	1.5	
Avg. Stride Freq. [Hz]	2.2	2.3	2.2	2.2	2.2	2.2	2.2	2.3	2.3	2.3	2.2	
Avg. Stride Length [m]	5.2	7.4	7.4	7.5	7.3	7.1	7.0	7.2	7.0	6.8	6.8	



- [ ] Ranking at each section and finish
- .-.- No data available at this section
- NA No data available





Horse/Jockey Name	Delayed Launch
Final Rank	7
Fastest Section Time (Section)	0:11.99 (2000m)
Top Speed [km/h] (Section)	61.9 (2000m)
Race State	Finished



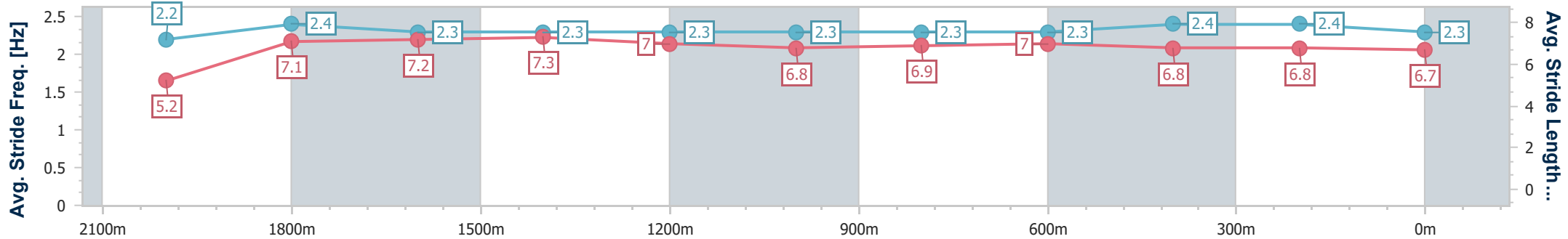
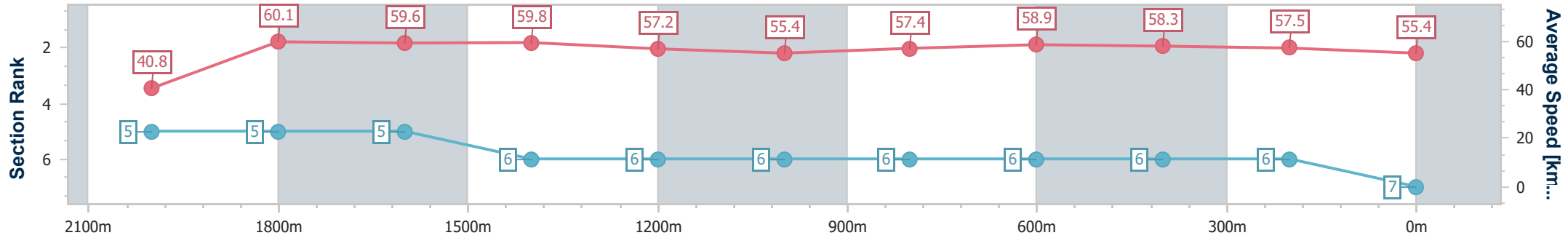
Toowoomba QLD Professional  
Race 4: NAMOUR TRANSPORT BENCHMARK 62 Handicap - 2150m



10 December 2022 - 19:11

Track Rating: Good 3, Weather: Fine , Rail Position: +5m Entire Course

Section	Overall	2000m	1800m	1600m	1400m	1200m	1000m	800m	600m	400m	200m	
Section Times	2:17.92 [7] (0:13.23)	2:04.69 [5] (0:11.99)	1:52.70 [5] (0:12.13)	1:40.57 [5] (0:12.04)	1:28.53 [6] (0:12.61)	1:15.92 [6] (0:13.00)	1:02.92 [6] (0:12.50)	0:50.42 [6] (0:12.27)	0:38.15 [6] (0:12.51)	0:25.64 [6] (0:12.66)	0:12.98 [6] (0:12.98)	
Average Speed [km/h]	40.8	60.1	59.6	59.8	57.2	55.4	57.4	58.9	58.3	57.5	55.4	
Top Speed [km/h]	59.5	61.9	60.8	61.4	59.3	57.1	59.2	60.9	59.6	59.1	57.1	
Avg. Dist. to Rail [m]	3.3	0.8	0.7	0.4	0.5	0.4	1.3	1.5	2.1	3.5	3.6	
Avg. Stride Freq. [Hz]	2.2	2.4	2.3	2.3	2.3	2.3	2.3	2.3	2.4	2.4	2.3	
Avg. Stride Length [m]	5.2	7.1	7.2	7.3	7.0	6.8	6.9	7.0	6.8	6.8	6.7	



- [ ] Ranking at each section and finish
- .-.- No data available at this section
- NA No data available



Horse/Jockey Name	Past Tense
Final Rank	2147483647
Fastest Section Time (Section)	0:00.00 (Overall)
Top Speed [km/h] (Section)	--
Race State	DidNotFinish



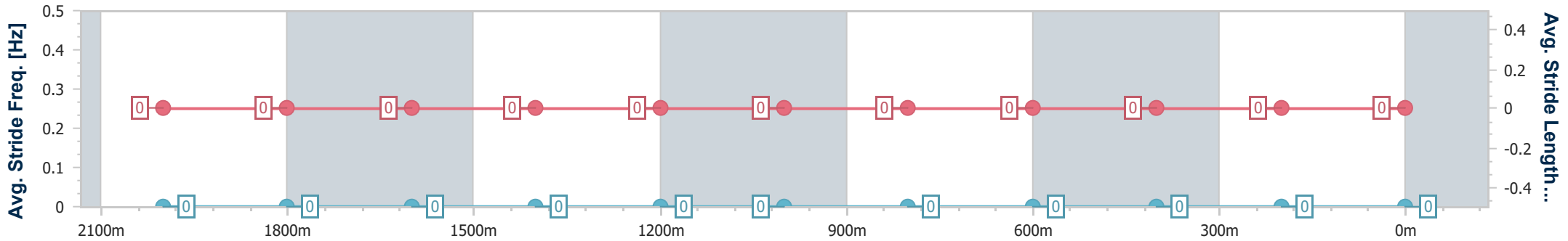
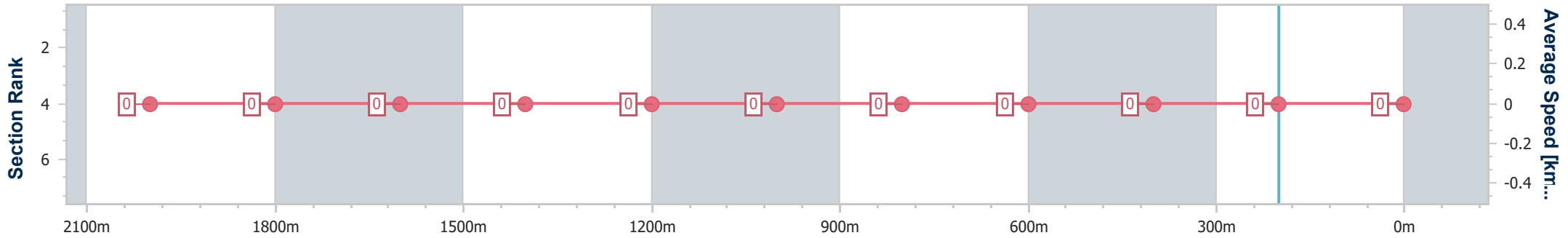
Toowoomba QLD Professional  
 Race 4: NAMOUR TRANSPORT BENCHMARK 62 Handicap - 2150m



10 December 2022 - 19:11

Track Rating: Good 3, Weather: Fine , Rail Position: +5m Entire Course

Section	Overall	2000m	1800m	1600m	1400m	1200m	1000m	800m	600m	400m	200m		
Section Times	---	---	---	---	---	---	---	---	---	---	---		
Average Speed [km/h]	0.0	0.0	0.0	0.0	0.0	0.0	0.0	0.0	0.0	0.0	0.0		
Top Speed [km/h]	--	--	--	--	--	--	--	--	--	--	--		
Avg. Dist. to Rail [m]	0.0	0.0	0.0	0.0	0.0	0.0	0.0	0.0	0.0	0.0	0.0		
Avg. Stride Freq. [Hz]	--	--	--	--	--	--	--	--	--	--	--		
Avg. Stride Length [m]	--	--	--	--	--	--	--	--	--	--	--		



- [ ] Ranking at each section and finish
- No data available at this section
- NA No data available