

Track Rating: Good 4, Weather: Fine, Rail Position: +6m Entire

Section		Overall	1000m	800m	600m	400m	200m	Last 600m					
Field Times		1:11.34 (0:13.34)	0:58.00 (0:11.36)	0:46.64 (0:11.89)	0:34.75 (0:11.78)	0:22.97 (0:11.17)	0:11.80 (0:11.80)	0:34.75					
Rank	TAB Horse/Jockey	Barrier	Top Speed [km/h]	Fastest Section								Margin	Distance Travelled [m]
1	2 HILO James Orman	10	67.2 400m	0:11.04 400m	1:11.34 [1] (0:14.06)	0:57.28 [6] (0:11.66)	0:45.62 [6] (0:11.61)	0:34.01 [6] (0:11.41)	0:22.60 [5] (0:11.04)	0:11.56 [4] (0:11.56)	1:11.34	0:34.01	
2	3 HOLIDAY DREAMS Martin Harley	7	66.6 400m	0:10.98 400m	1:11.40 [2] (0:13.73)	0:57.67 [3] (0:11.51)	0:46.16 [3] (0:11.75)	0:34.41 [3] (0:11.59)	0:22.82 [3] (0:10.98)	0:11.84 [2] (0:11.84)	0.06L	0:34.41	+0
3	1 BUNDYANDCOKE Tegan Harrison	3	66.8 400m	0:10.96 400m	1:11.43 [3] (0:14.30)	0:57.13 [7] (0:11.78)	0:45.35 [7] (0:11.63)	0:33.72 [7] (0:11.28)	0:22.44 [7] (0:10.96)	0:11.48 [6] (0:11.48)	0.09L	0:33.72	-2
4	6 SACCA Nikita Beriman	6	65.3 400m	0:11.17 400m	1:11.52 [4] (0:13.53)	0:57.99 [2] (0:11.48)	0:46.51 [2] (0:11.76)	0:34.75 [2] (0:11.60)	0:23.15 [1] (0:11.17)	0:11.98 [1] (0:11.98)	0.18L	0:34.75	-2
5	8 VAINLY Kyle Wilson-Taylor	8	66.3 Overall	0:11.02 400m	1:11.66 [5] (0:13.94)	0:57.72 [4] (0:11.56)	0:46.16 [5] (0:11.79)	0:34.37 [5] (0:11.55)	0:22.82 [6] (0:11.02)	0:11.80 [5] (0:11.80)	0.32L	0:34.37	-1
6	7 THUNDER MANIA Jaden Lloyd	2	67.0 400m	0:11.08 400m	1:11.88 [6] (0:13.94)	0:57.94 [5] (0:11.52)	0:46.42 [4] (0:11.68)	0:34.74 [4] (0:11.54)	0:23.20 [4] (0:11.08)	0:12.12 [3] (0:12.12)	0.54L	0:34.74	-3
7	4 LUCIFER'S LOOT Melea Castle	1	66.3 1000m	0:11.36 1000m	1:12.46 [7] (0:13.34)	0:59.12 [1] (0:11.36)	0:47.76 [1] (0:11.89)	0:35.87 [1] (0:11.78)	0:24.09 [2] (0:11.60)	0:12.49 [7] (0:12.49)	1.12L	0:35.87	-4

Scratched: Knockknee (#9), Kokopo Kitty (#10), Rule The World (#5)



Horse/Jockey Name	Hilo
Final Rank	1
Fastest Section Time (Section)	0:11.04 (400m)
Top Speed [km/h] (Section)	67.2 (400m)
Race State	Finished



Sunshine Coast QLD Professional

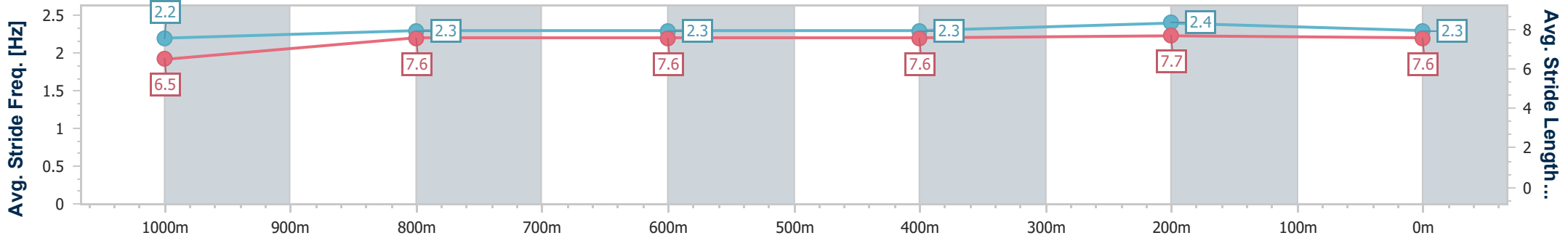
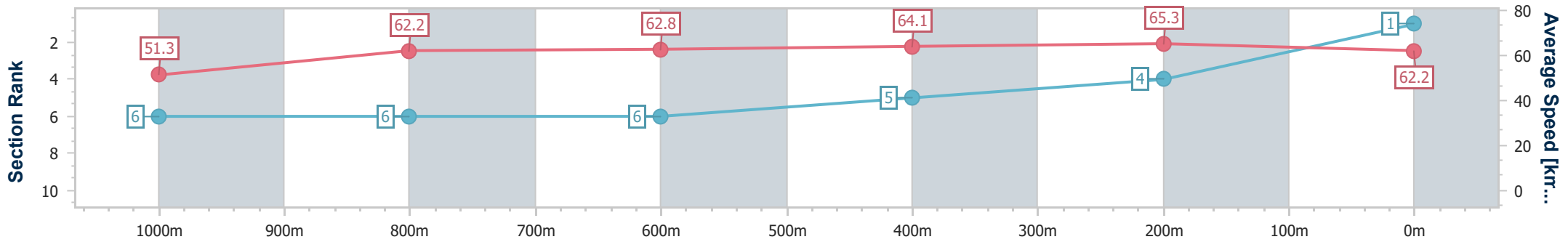
Race 3: DOUBLE R GROUP Class 4 Plate - 1200m



11 December 2022 - 14:15

Track Rating: Good 4, Weather: Fine, Rail Position: +6m Entire

Section	Overall	1000m	800m	600m	400m	200m
Section Times	1:11.34 [1] (0:14.06)	0:57.28 [6] (0:11.66)	0:45.62 [6] (0:11.61)	0:34.01 [6] (0:11.41)	0:22.60 [5] (0:11.04)	0:11.56 [4] (0:11.56)
Average Speed [km/h]	51.3	62.2	62.8	64.1	65.3	62.2
Top Speed [km/h]	63.1	63.1	64.1	64.9	67.2	65.1
Avg. Dist. to Rail [m]	7.2	3.3	2.3	2.5	5.0	5.4
Avg. Stride Freq. [Hz]	2.2	2.3	2.3	2.3	2.4	2.3
Avg. Stride Length [m]	6.5	7.6	7.6	7.6	7.7	7.6



- [] Ranking at each section and finish
- .-.- No data available at this section
- NA No data available



Horse/Jockey Name	Holiday Dreams
Final Rank	2
Fastest Section Time (Section)	0:10.98 (400m)
Top Speed [km/h] (Section)	66.6 (400m)
Race State	Finished



Sunshine Coast QLD Professional

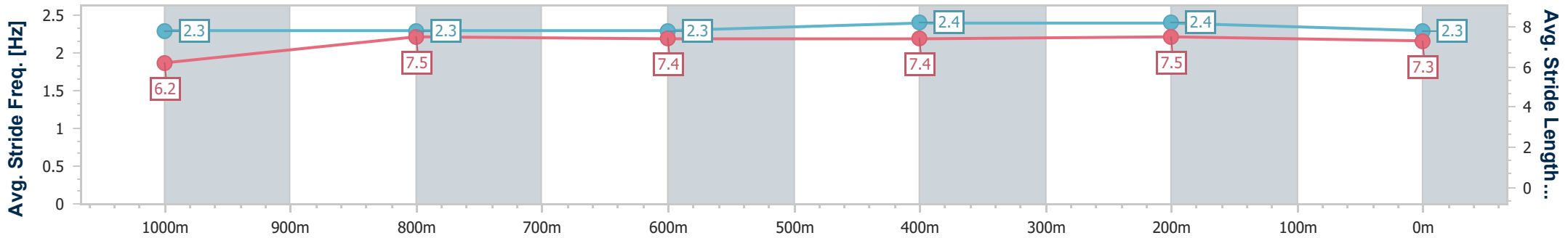
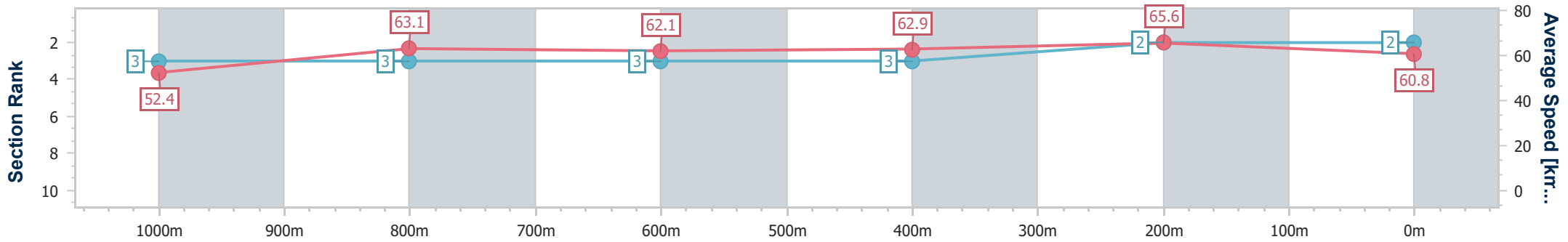
Race 3: DOUBLE R GROUP Class 4 Plate - 1200m



11 December 2022 - 14:15

Track Rating: Good 4, Weather: Fine, Rail Position: +6m Entire

Section	Overall	1000m	800m	600m	400m	200m
Section Times	1:11.40 [2] (0:13.73)	0:57.67 [3] (0:11.51)	0:46.16 [3] (0:11.75)	0:34.41 [3] (0:11.59)	0:22.82 [3] (0:10.98)	0:11.84 [2] (0:11.84)
Average Speed [km/h]	52.4	63.1	62.1	62.9	65.6	60.8
Top Speed [km/h]	63.7	63.8	63.5	65.5	66.6	64.6
Avg. Dist. to Rail [m]	6.4	3.2	2.4	2.1	2.4	3.1
Avg. Stride Freq. [Hz]	2.3	2.3	2.3	2.4	2.4	2.3
Avg. Stride Length [m]	6.2	7.5	7.4	7.4	7.5	7.3



- [] Ranking at each section and finish
- .-.- No data available at this section
- NA No data available



Horse/Jockey Name	Bundyandcoke
Final Rank	3
Fastest Section Time (Section)	0:10.96 (400m)
Top Speed [km/h] (Section)	66.8 (400m)
Race State	Finished



Sunshine Coast QLD Professional

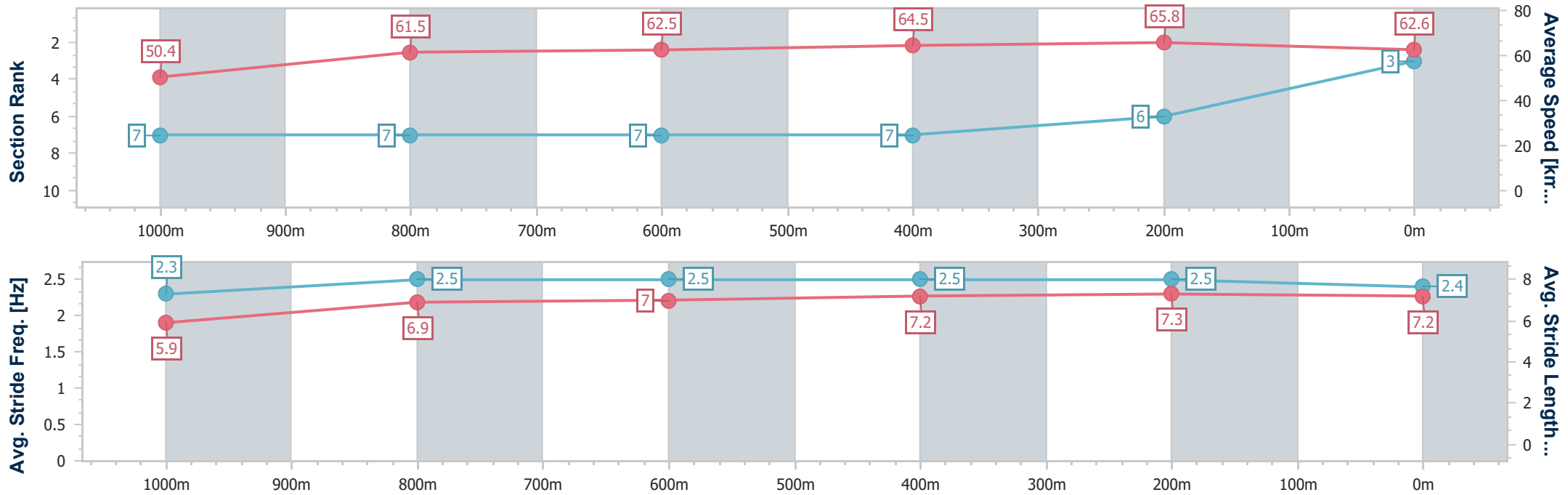
Race 3: DOUBLE R GROUP Class 4 Plate - 1200m



11 December 2022 - 14:15

Track Rating: Good 4, Weather: Fine, Rail Position: +6m Entire

Section	Overall	1000m	800m	600m	400m	200m
Section Times	1:11.43 [3] (0:14.30)	0:57.13 [7] (0:11.78)	0:45.35 [7] (0:11.63)	0:33.72 [7] (0:11.28)	0:22.44 [7] (0:10.96)	0:11.48 [6] (0:11.48)
Average Speed [km/h]	50.4	61.5	62.5	64.5	65.8	62.6
Top Speed [km/h]	62.2	62.1	64.5	65.8	66.8	65.0
Avg. Dist. to Rail [m]	4.3	2.2	1.8	1.7	4.7	6.8
Avg. Stride Freq. [Hz]	2.3	2.5	2.5	2.5	2.5	2.4
Avg. Stride Length [m]	5.9	6.9	7.0	7.2	7.3	7.2



- [] Ranking at each section and finish
- .-.- No data available at this section
- NA No data available



Horse/Jockey Name	Sacca
Final Rank	4
Fastest Section Time (Section)	0:11.17 (400m)
Top Speed [km/h] (Section)	65.3 (400m)
Race State	Finished



Sunshine Coast QLD Professional

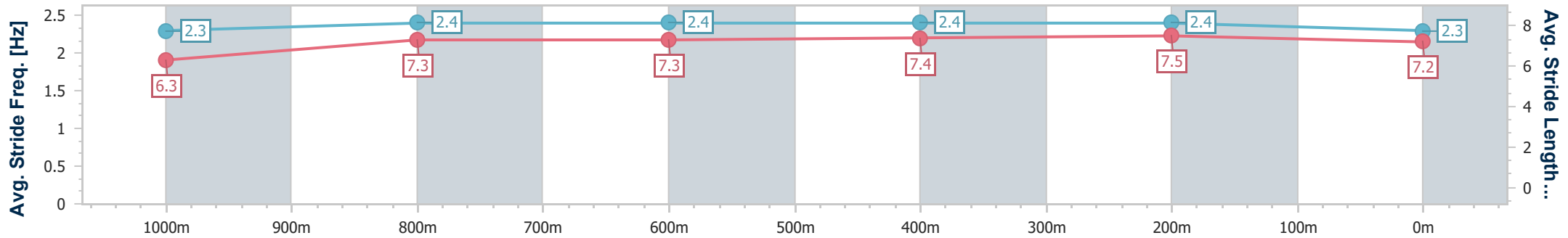
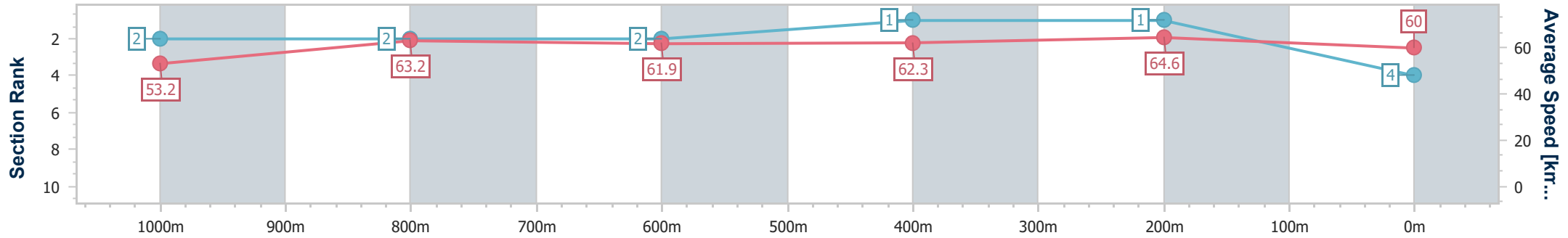
Race 3: DOUBLE R GROUP Class 4 Plate - 1200m



11 December 2022 - 14:15

Track Rating: Good 4, Weather: Fine, Rail Position: +6m Entire

Section	Overall	1000m	800m	600m	400m	200m
Section Times	1:11.52 [4] (0:13.53)	0:57.99 [2] (0:11.48)	0:46.51 [2] (0:11.76)	0:34.75 [2] (0:11.60)	0:23.15 [1] (0:11.17)	0:11.98 [1] (0:11.98)
Average Speed [km/h]	53.2	63.2	61.9	62.3	64.6	60.0
Top Speed [km/h]	65.0	64.9	63.3	64.6	65.3	63.0
Avg. Dist. to Rail [m]	4.8	2.7	1.9	1.0	2.0	2.2
Avg. Stride Freq. [Hz]	2.3	2.4	2.4	2.4	2.4	2.3
Avg. Stride Length [m]	6.3	7.3	7.3	7.4	7.5	7.2



- [] Ranking at each section and finish
- .-.- No data available at this section
- NA No data available



Horse/Jockey Name	Vainly
Final Rank	5
Fastest Section Time (Section)	0:11.02 (400m)
Top Speed [km/h] (Section)	66.3 (Overall)
Race State	Finished



Sunshine Coast QLD Professional

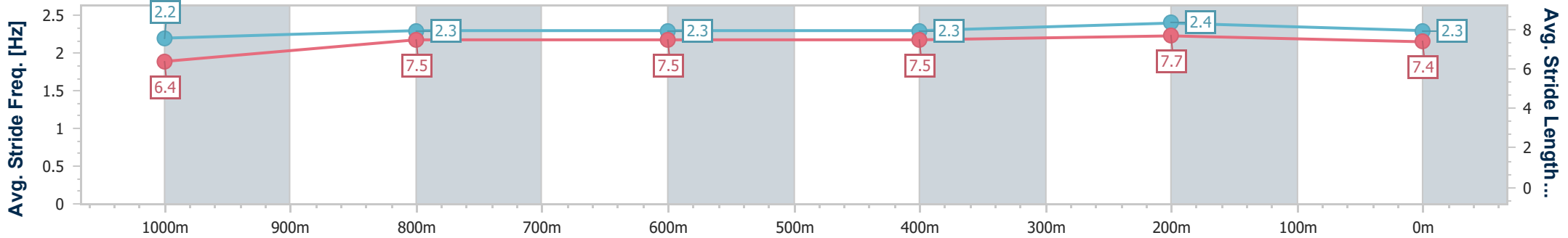
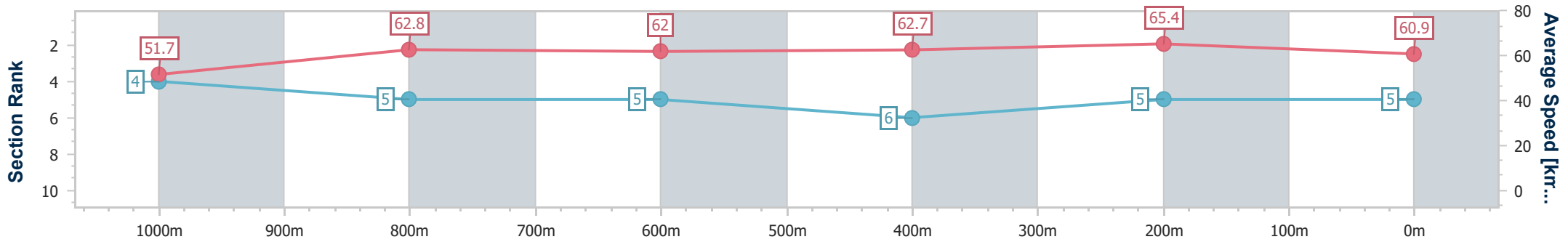
Race 3: DOUBLE R GROUP Class 4 Plate - 1200m



11 December 2022 - 14:15

Track Rating: Good 4, Weather: Fine, Rail Position: +6m Entire

Section	Overall	1000m	800m	600m	400m	200m
Section Times	1:11.66 [5] (0:13.94)	0:57.72 [4] (0:11.56)	0:46.16 [5] (0:11.79)	0:34.37 [5] (0:11.55)	0:22.82 [6] (0:11.02)	0:11.80 [5] (0:11.80)
Average Speed [km/h]	51.7	62.8	62.0	62.7	65.4	60.9
Top Speed [km/h]	66.3	65.5	63.3	66.0	66.3	64.4
Avg. Dist. to Rail [m]	6.0	3.1	2.4	1.1	2.1	3.2
Avg. Stride Freq. [Hz]	2.2	2.3	2.3	2.3	2.4	2.3
Avg. Stride Length [m]	6.4	7.5	7.5	7.5	7.7	7.4



- [] Ranking at each section and finish
- .-.- No data available at this section
- NA No data available



Horse/Jockey Name	Thunder Mania
Final Rank	6
Fastest Section Time (Section)	0:11.08 (400m)
Top Speed [km/h] (Section)	67.0 (400m)
Race State	Finished



Sunshine Coast QLD Professional

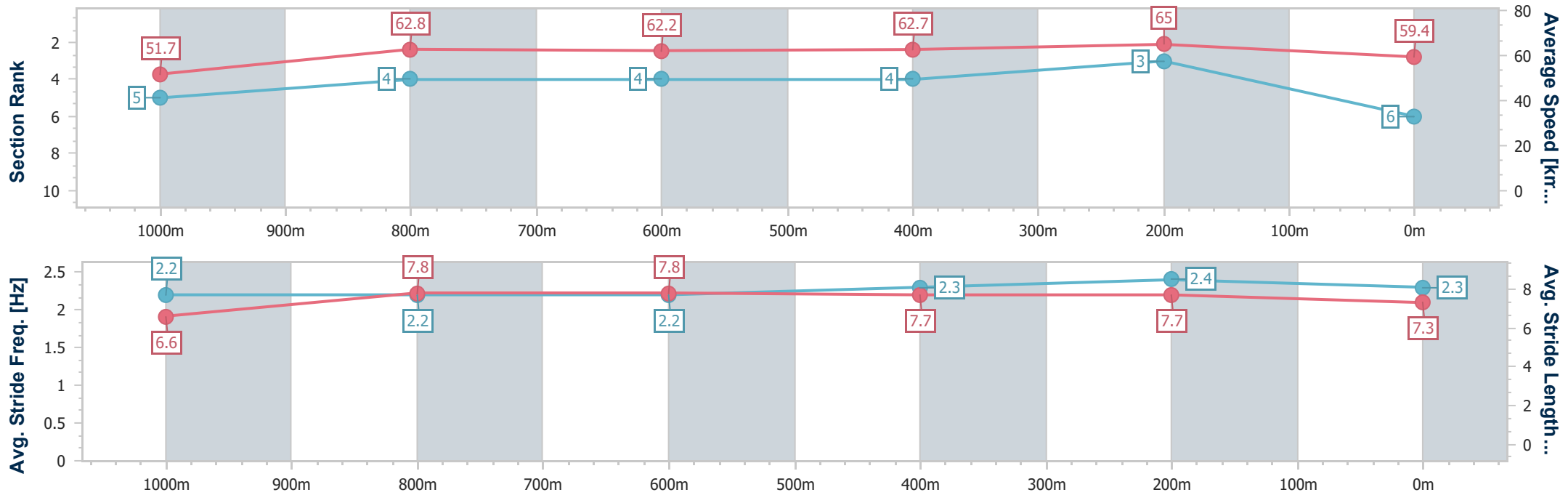
Race 3: DOUBLE R GROUP Class 4 Plate - 1200m



11 December 2022 - 14:15

Track Rating: Good 4, Weather: Fine, Rail Position: +6m Entire

Section	Overall	1000m	800m	600m	400m	200m
Section Times	1:11.88 [6] (0:13.94)	0:57.94 [5] (0:11.52)	0:46.42 [4] (0:11.68)	0:34.74 [4] (0:11.54)	0:23.20 [4] (0:11.08)	0:12.12 [3] (0:12.12)
Average Speed [km/h]	51.7	62.8	62.2	62.7	65.0	59.4
Top Speed [km/h]	62.6	64.1	62.7	65.1	67.0	63.3
Avg. Dist. to Rail [m]	3.6	2.2	1.5	0.8	1.4	1.1
Avg. Stride Freq. [Hz]	2.2	2.2	2.2	2.3	2.4	2.3
Avg. Stride Length [m]	6.6	7.8	7.8	7.7	7.7	7.3



- [] Ranking at each section and finish
- .-.- No data available at this section
- NA No data available



Horse/Jockey Name	Lucifer's Loot
Final Rank	7
Fastest Section Time (Section)	0:11.36 (1000m)
Top Speed [km/h] (Section)	66.3 (1000m)
Race State	Finished



Sunshine Coast QLD Professional

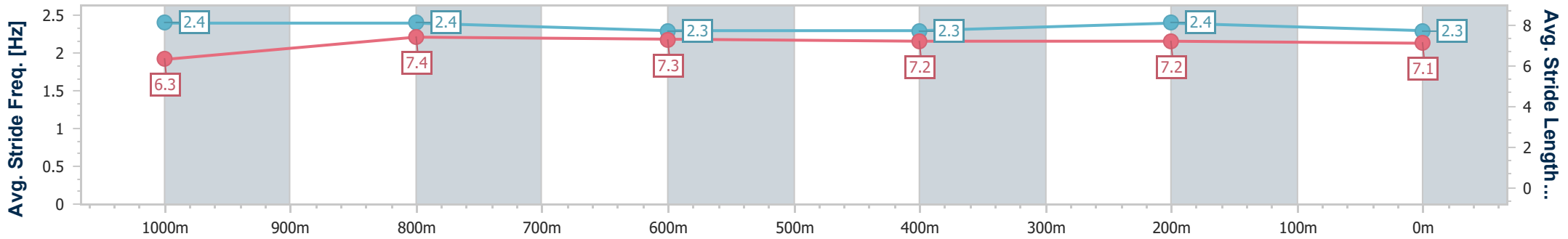
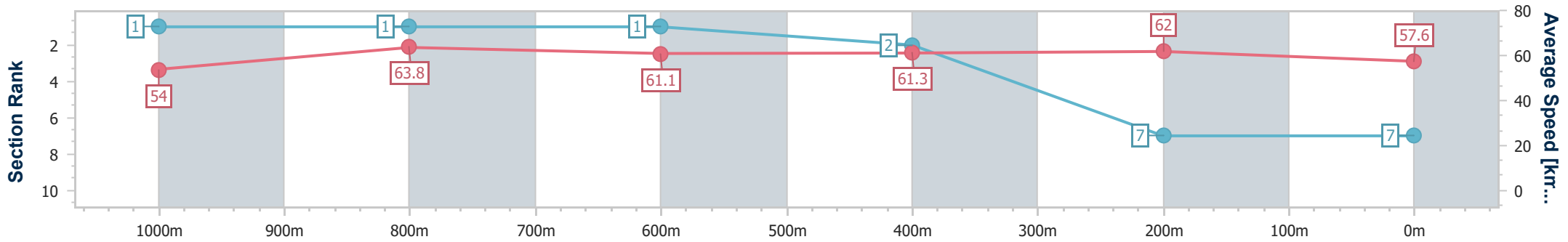
Race 3: DOUBLE R GROUP Class 4 Plate - 1200m



11 December 2022 - 14:15

Track Rating: Good 4, Weather: Fine, Rail Position: +6m Entire

Section	Overall	1000m	800m	600m	400m	200m
Section Times	1:12.46 [7] (0:13.34)	0:59.12 [1] (0:11.36)	0:47.76 [1] (0:11.89)	0:35.87 [1] (0:11.78)	0:24.09 [2] (0:11.60)	0:12.49 [7] (0:12.49)
Average Speed [km/h]	54.0	63.8	61.1	61.3	62.0	57.6
Top Speed [km/h]	66.2	66.3	62.6	63.3	64.4	60.6
Avg. Dist. to Rail [m]	2.6	2.0	1.6	0.5	0.2	0.1
Avg. Stride Freq. [Hz]	2.4	2.4	2.3	2.3	2.4	2.3
Avg. Stride Length [m]	6.3	7.4	7.3	7.2	7.2	7.1



- [] Ranking at each section and finish
- .-.- No data available at this section
- NA No data available