



# Sunshine Coast QLD Professional

## Race 4: KLEIDON MASTERBUILT HOMES BENCHMARK 62 Handicap - 1600m

18 December 2022 - 14:49



Track Rating: Good 4, Weather: Fine, Rail Position: +8m Entire

Section		Overall	1400m	1200m	1000m	800m	600m	400m	Last 600m				
Field Times		1:38.12 (0:13.32)	1:24.80 (0:11.62)	1:13.18 (0:12.14)	1:01.04 (0:12.66)	0:48.38 (0:12.67)	0:35.71 (0:12.11)	0:23.60 (0:11.49)	0:35.71				
Rank	TAB Horse/Jockey	Barrier	Top Speed [km/h]	Fastest Section									Distance Travelled [m]
1	10 SEBRING GIRL Nikita Beriman	10	65.4 Overall	0:11.49 400m	1:38.12 [1] (0:13.32)	1:24.80 [2] (0:11.62)	1:13.18 [1] (0:12.14)	1:01.04 [1] (0:12.66)	0:48.38 [1] (0:12.67)	0:35.71 [1] (0:12.11)	0:23.60 [1] (0:11.49)	0:35.71	
2	4 NATALIEANN Ben Thompson	6	63.4 1400m	0:11.56 400m	1:38.61 [2] (0:13.76)	1:24.85 [3] (0:11.88)	1:12.97 [3] (0:12.08)	1:00.89 [3] (0:12.54)	0:48.35 [3] (0:12.56)	0:35.79 [3] (0:11.96)	0:23.83 [4] (0:11.56)	0:35.79	+4
3	9 RENAULT Michael Cahill	1	63.1 Overall	0:11.67 400m	1:38.95 [3] (0:13.80)	1:25.15 [4] (0:11.96)	1:13.19 [4] (0:12.10)	1:01.09 [4] (0:12.50)	0:48.59 [4] (0:12.52)	0:36.07 [4] (0:11.94)	0:24.13 [3] (0:11.67)	0:36.07	+0
4	7 KELLERS SHELTER Kyle Wilson-Taylor	3	63.5 Overall	0:11.54 400m	1:38.96 [4] (0:14.02)	1:24.94 [5] (0:12.03)	1:12.91 [6] (0:12.10)	1:00.81 [6] (0:12.52)	0:48.29 [6] (0:12.49)	0:35.80 [5] (0:11.92)	0:23.88 [5] (0:11.54)	0:35.80	-6
5	2 ABOVE THE LOT Wendy Peel	5	64.0 600m	0:11.59 400m	1:39.00 [5] (0:14.03)	1:24.97 [6] (0:11.83)	1:13.14 [5] (0:12.12)	1:01.02 [5] (0:12.55)	0:48.47 [5] (0:12.62)	0:35.85 [6] (0:11.94)	0:23.91 [6] (0:11.59)	0:35.85	+4
6	1 BETTER LAD Matthew Powell	2	64.3 Overall	0:11.51 400m	1:39.09 [6] (0:14.19)	1:24.90 [8] (0:12.05)	1:12.85 [8] (0:12.08)	1:00.77 [8] (0:12.56)	0:48.21 [8] (0:12.46)	0:35.75 [8] (0:11.95)	0:23.80 [8] (0:11.51)	0:35.75	+1
7	5 SINGER SARGENT Andrew Mallyon	8	62.4 400m	0:11.74 400m	1:39.87 [7] (0:14.15)	1:25.72 [7] (0:11.91)	1:13.81 [7] (0:12.09)	1:01.72 [7] (0:12.64)	0:49.08 [7] (0:12.39)	0:36.69 [7] (0:11.95)	0:24.74 [7] (0:11.74)	0:36.69	+5
8	8 SCAT'S SURFER GIRL Georgina Cartwright	9	64.3 Overall	0:11.92 1400m	1:40.22 [8] (0:13.33)	1:26.89 [1] (0:11.92)	1:14.97 [2] (0:12.12)	1:02.85 [2] (0:12.62)	0:50.23 [2] (0:12.65)	0:37.58 [2] (0:12.07)	0:25.51 [2] (0:12.03)	0:37.58	+3

Scratched: Early Thoughts (#6), Magic Mikey (#3)

[ ] Ranking at each section and finish  
 -:-:- No data available at this section  
 NA No data available

SCN Saddle cloth number  
 DNF Did not finish  
 DNT Did not track



**Sunshine Coast QLD Professional**  
**Race 4: KLEIDON MASTERBUILT HOMES BENCHMARK 62 Handicap - 1600m**  
 18 December 2022 - 14:49



Track Rating: Good 4, Weather: Fine, Rail Position: +8m Entire

Section				200m				Last 600m	
Field Times				0:12.11 (0:12.11)				0:35.71	
Rank	TAB	Horse/Jockey	Barrier	Top Speed [km/h]	Fastest Section	Margin			Distance Travelled [m]
1	10	<b>SEBRING GIRL</b>	10	65.4	0:11.49	0:12.11 [1]	1:38.12		0:35.71
		Nikita Beriman		Overall	400m	(0:12.11)			
2	4	<b>NATALIEANN</b>	6	63.4	0:11.56	0:12.27 [2]	0.49L		0:35.79 +4
		Ben Thompson		1400m	400m	(0:12.27)			
3	9	<b>RENAULT</b>	1	63.1	0:11.67	0:12.46 [3]	0.83L		0:36.07 +0
		Michael Cahill		Overall	400m	(0:12.46)			
4	7	<b>KELLERS SHELTER</b>	3	63.5	0:11.54	0:12.34 [4]	0.84L		0:35.80 -6
		Kyle Wilson-Taylor		Overall	400m	(0:12.34)			
5	2	<b>ABOVE THE LOT</b>	5	64.0	0:11.59	0:12.32 [6]	0.88L		0:35.85 +4
		Wendy Peel		600m	400m	(0:12.32)			
6	1	<b>BETTER LAD</b>	2	64.3	0:11.51	0:12.29 [7]	0.97L		0:35.75 +1
		Matthew Powell		Overall	400m	(0:12.29)			
7	5	<b>SINGER SARGENT</b>	8	62.4	0:11.74	0:13.00 [8]	1.75L		0:36.69 +5
		Andrew Mallyon		400m	400m	(0:13.00)			
8	8	<b>SCAT'S SURFER GIRL</b>	9	64.3	0:11.92	0:13.48 [5]	2.1L		0:37.58 +3
		Georgina Cartwright		Overall	1400m	(0:13.48)			

Scratched: Early Thoughts (#6), Magic Mikey (#3)

[ ] Ranking at each section and finish  
 -:-:- No data available at this section  
 NA No data available

SCN Saddle cloth number  
 DNF Did not finish  
 DNT Did not track



Horse/Jockey Name	Sebring Girl
Final Rank	1
Fastest Section Time (Section)	0:11.49 (400m)
Top Speed [km/h] (Section)	65.4 (Overall)
Race State	Finished



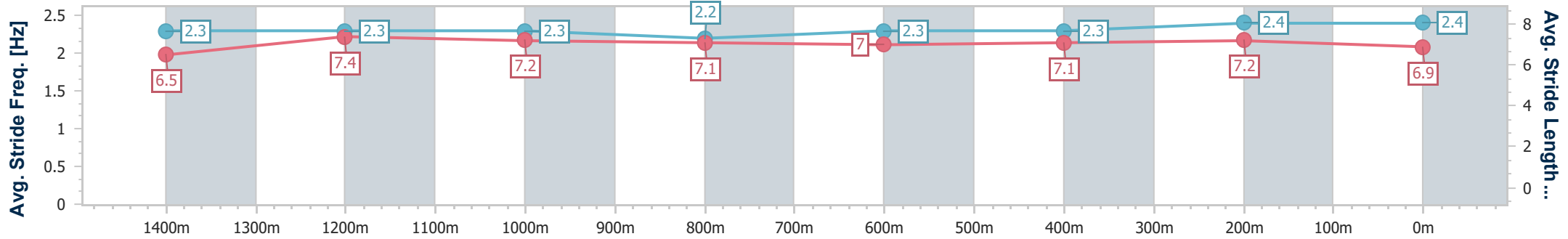
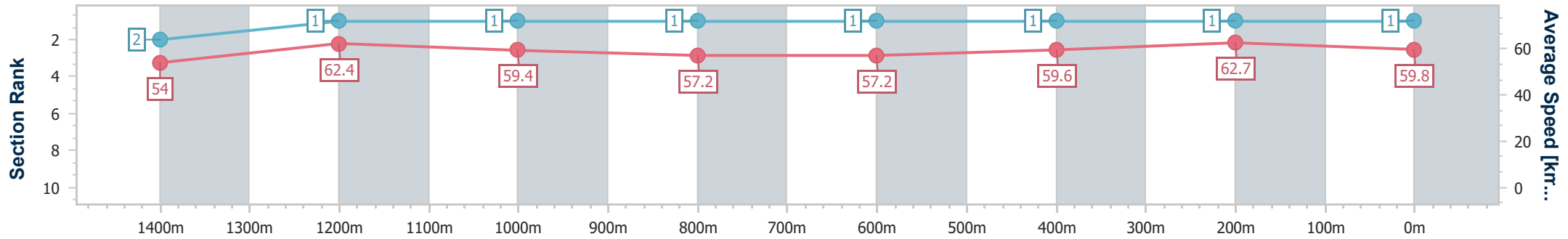
Sunshine Coast QLD Professional  
 Race 4: KLEIDON MASTERBUILT HOMES BENCHMARK 62  
 Handicap - 1600m



18 December 2022 - 14:49

Track Rating: Good 4, Weather: Fine, Rail Position: +8m Entire

Section	Overall	1400m	1200m	1000m	800m	600m	400m	200m
Section Times	1:38.12 [1] (0:13.32)	1:24.80 [2] (0:11.62)	1:13.18 [1] (0:12.14)	1:01.04 [1] (0:12.66)	0:48.38 [1] (0:12.67)	0:35.71 [1] (0:12.11)	0:23.60 [1] (0:11.49)	0:12.11 [1] (0:12.11)
Average Speed [km/h]	54.0	62.4	59.4	57.2	57.2	59.6	62.7	59.8
Top Speed [km/h]	65.4	65.3	60.9	58.2	58.5	61.9	63.4	62.9
Avg. Dist. to Rail [m]	8.0	3.0	2.0	1.9	1.2	0.4	0.2	0.4
Avg. Stride Freq. [Hz]	2.3	2.3	2.3	2.2	2.3	2.3	2.4	2.4
Avg. Stride Length [m]	6.5	7.4	7.2	7.1	7.0	7.1	7.2	6.9



- [ ] Ranking at each section and finish
- .-.- No data available at this section
- NA No data available



Horse/Jockey Name	Natalieann
Final Rank	2
Fastest Section Time (Section)	0:11.56 (400m)
Top Speed [km/h] (Section)	63.4 (1400m)
Race State	Finished



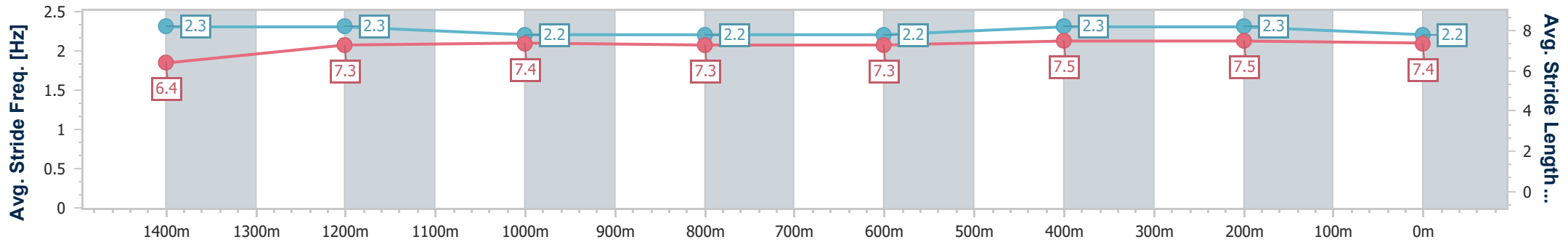
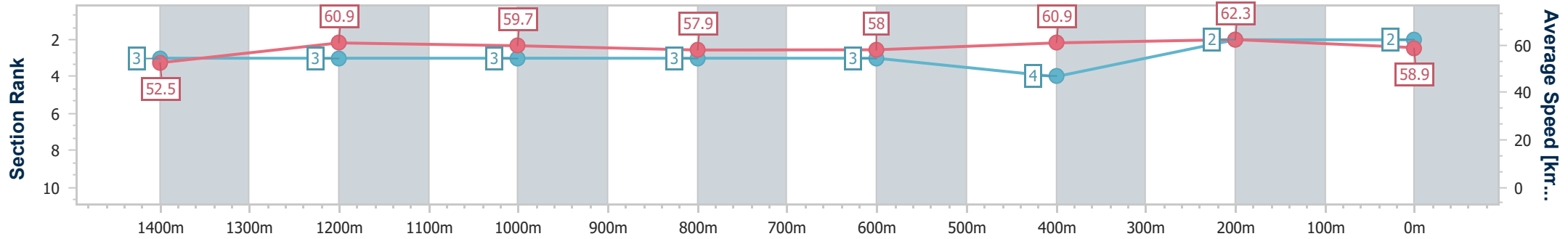
Sunshine Coast QLD Professional  
 Race 4: KLEIDON MASTERBUILT HOMES BENCHMARK 62  
 Handicap - 1600m



18 December 2022 - 14:49

Track Rating: Good 4, Weather: Fine, Rail Position: +8m Entire

Section	Overall	1400m	1200m	1000m	800m	600m	400m	200m
Section Times	1:38.61 [2] (0:13.76)	1:24.85 [3] (0:11.88)	1:12.97 [3] (0:12.08)	1:00.89 [3] (0:12.54)	0:48.35 [3] (0:12.56)	0:35.79 [3] (0:11.96)	0:23.83 [4] (0:11.56)	0:12.27 [2] (0:12.27)
Average Speed [km/h]	52.5	60.9	59.7	57.9	58.0	60.9	62.3	58.9
Top Speed [km/h]	63.4	63.4	60.9	59.6	59.0	62.7	63.0	61.4
Avg. Dist. to Rail [m]	4.7	2.1	1.8	2.8	2.2	2.1	2.9	3.2
Avg. Stride Freq. [Hz]	2.3	2.3	2.2	2.2	2.2	2.3	2.3	2.2
Avg. Stride Length [m]	6.4	7.3	7.4	7.3	7.3	7.5	7.5	7.4



- [ ] Ranking at each section and finish
- .-.- No data available at this section
- NA No data available



Horse/Jockey Name	Renault
Final Rank	3
Fastest Section Time (Section)	0:11.67 (400m)
Top Speed [km/h] (Section)	63.1 (Overall)
Race State	Finished



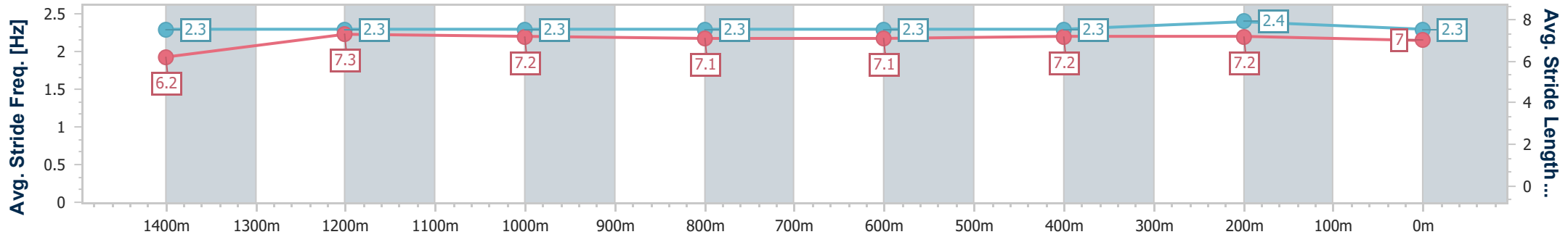
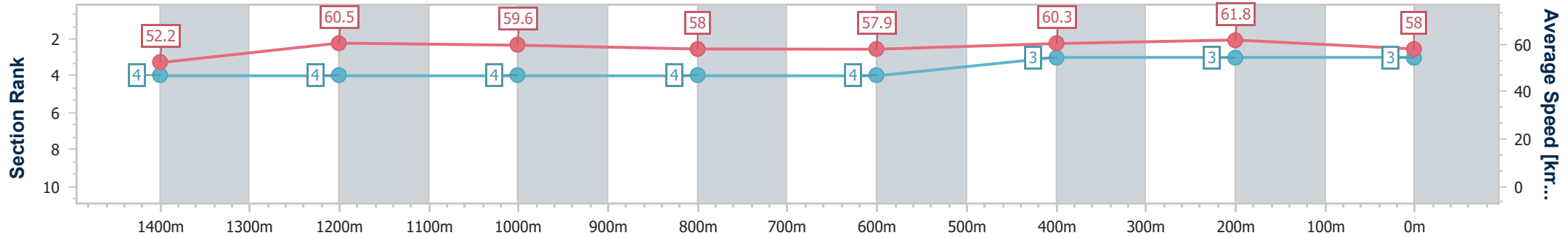
Sunshine Coast QLD Professional  
 Race 4: KLEIDON MASTERBUILT HOMES BENCHMARK 62  
 Handicap - 1600m



18 December 2022 - 14:49

Track Rating: Good 4, Weather: Fine, Rail Position: +8m Entire

Section	Overall	1400m	1200m	1000m	800m	600m	400m	200m
Section Times	1:38.95 [3] (0:13.80)	1:25.15 [4] (0:11.96)	1:13.19 [4] (0:12.10)	1:01.09 [4] (0:12.50)	0:48.59 [4] (0:12.52)	0:36.07 [4] (0:11.94)	0:24.13 [3] (0:11.67)	0:12.46 [3] (0:12.46)
Average Speed [km/h]	52.2	60.5	59.6	58.0	57.9	60.3	61.8	58.0
Top Speed [km/h]	63.1	62.0	60.5	58.7	58.7	62.3	62.3	60.3
Avg. Dist. to Rail [m]	2.0	1.9	1.8	2.1	1.3	0.3	0.2	1.0
Avg. Stride Freq. [Hz]	2.3	2.3	2.3	2.3	2.3	2.3	2.4	2.3
Avg. Stride Length [m]	6.2	7.3	7.2	7.1	7.1	7.2	7.2	7.0



- [ ] Ranking at each section and finish
- .-.- No data available at this section
- NA No data available



Horse/Jockey Name	Kellers Shelter
Final Rank	4
Fastest Section Time (Section)	0:11.54 (400m)
Top Speed [km/h] (Section)	63.5 (Overall)
Race State	Finished



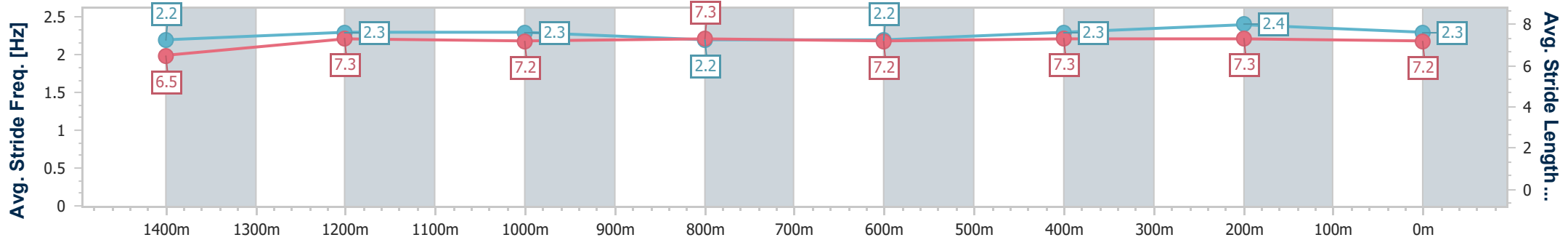
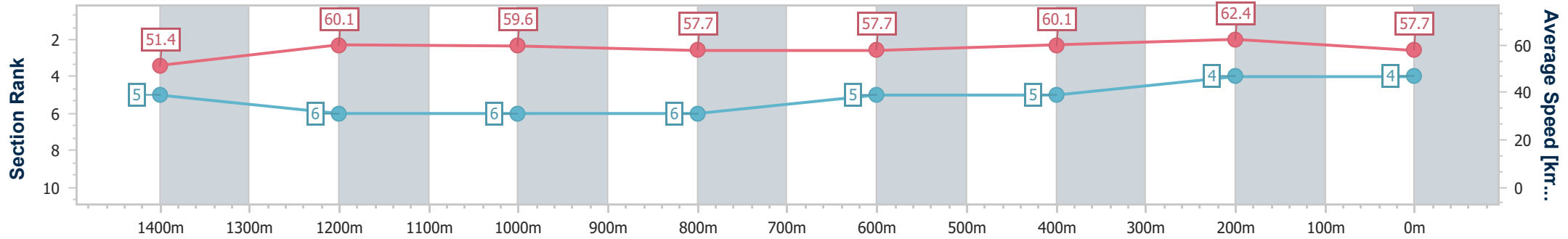
Sunshine Coast QLD Professional  
Race 4: KLEIDON MASTERBUILT HOMES BENCHMARK 62  
Handicap - 1600m



18 December 2022 - 14:49

Track Rating: Good 4, Weather: Fine, Rail Position: +8m Entire

Section	Overall	1400m	1200m	1000m	800m	600m	400m	200m
Section Times	1:38.96 [4] (0:14.02)	1:24.94 [5] (0:12.03)	1:12.91 [6] (0:12.10)	1:00.81 [6] (0:12.52)	0:48.29 [6] (0:12.49)	0:35.80 [5] (0:11.92)	0:23.88 [5] (0:11.54)	0:12.34 [4] (0:12.34)
Average Speed [km/h]	51.4	60.1	59.6	57.7	57.7	60.1	62.4	57.7
Top Speed [km/h]	63.5	62.3	61.6	58.2	58.4	62.7	63.3	61.9
Avg. Dist. to Rail [m]	4.0	2.5	1.7	1.3	0.2	0.8	1.4	2.1
Avg. Stride Freq. [Hz]	2.2	2.3	2.3	2.2	2.2	2.3	2.4	2.3
Avg. Stride Length [m]	6.5	7.3	7.2	7.3	7.2	7.3	7.3	7.2



- [ ] Ranking at each section and finish
- .-.- No data available at this section
- NA No data available



Horse/Jockey Name	Above The Lot
Final Rank	5
Fastest Section Time (Section)	0:11.59 (400m)
Top Speed [km/h] (Section)	64.0 (600m)
Race State	Finished



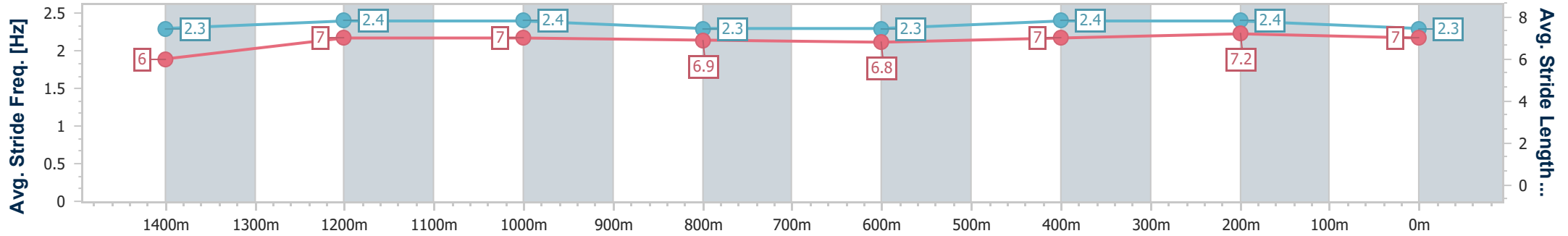
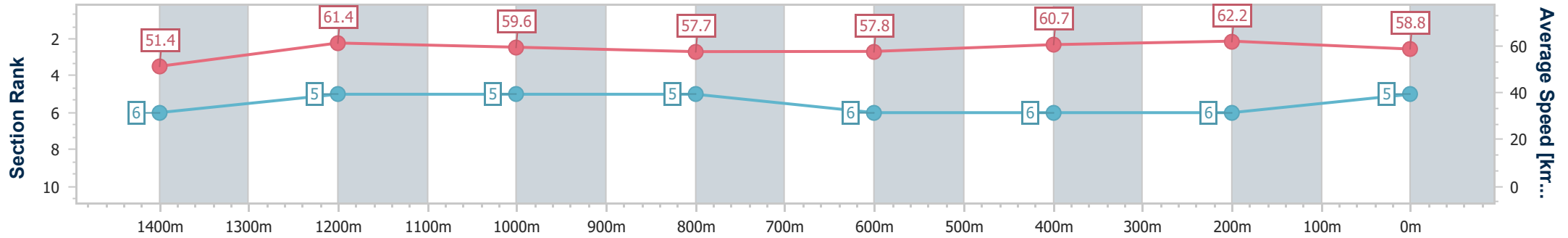
Sunshine Coast QLD Professional  
 Race 4: KLEIDON MASTERBUILT HOMES BENCHMARK 62  
 Handicap - 1600m



18 December 2022 - 14:49

Track Rating: Good 4, Weather: Fine, Rail Position: +8m Entire

Section	Overall	1400m	1200m	1000m	800m	600m	400m	200m
Section Times	1:39.00 [5] (0:14.03)	1:24.97 [6] (0:11.83)	1:13.14 [5] (0:12.12)	1:01.02 [5] (0:12.55)	0:48.47 [5] (0:12.62)	0:35.85 [6] (0:11.94)	0:23.91 [6] (0:11.59)	0:12.32 [6] (0:12.32)
Average Speed [km/h]	51.4	61.4	59.6	57.7	57.8	60.7	62.2	58.8
Top Speed [km/h]	62.3	63.5	61.6	59.8	59.2	64.0	63.6	60.3
Avg. Dist. to Rail [m]	4.6	3.0	2.5	3.2	2.4	1.1	2.8	4.0
Avg. Stride Freq. [Hz]	2.3	2.4	2.4	2.3	2.3	2.4	2.4	2.3
Avg. Stride Length [m]	6.0	7.0	7.0	6.9	6.8	7.0	7.2	7.0



- [ ] Ranking at each section and finish
- .-.- No data available at this section
- NA No data available



Horse/Jockey Name	Better Lad
Final Rank	6
Fastest Section Time (Section)	0:11.51 (400m)
Top Speed [km/h] (Section)	64.3 (Overall)
Race State	Finished



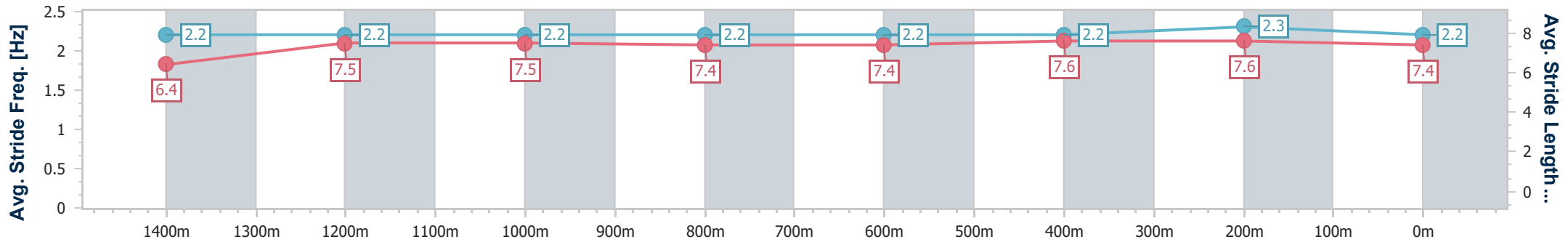
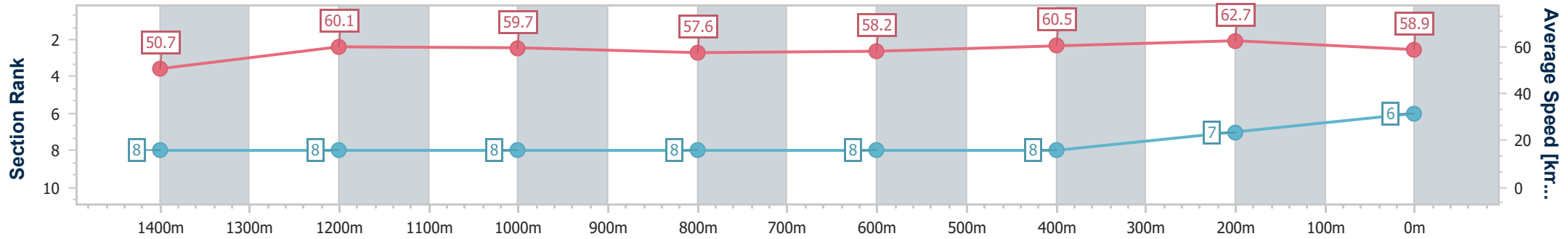
Sunshine Coast QLD Professional  
 Race 4: KLEIDON MASTERBUILT HOMES BENCHMARK 62  
 Handicap - 1600m



18 December 2022 - 14:49

Track Rating: Good 4, Weather: Fine, Rail Position: +8m Entire

Section	Overall	1400m	1200m	1000m	800m	600m	400m	200m
Section Times	1:39.09 [6] (0:14.19)	1:24.90 [8] (0:12.05)	1:12.85 [8] (0:12.08)	1:00.77 [8] (0:12.56)	0:48.21 [8] (0:12.46)	0:35.75 [8] (0:11.95)	0:23.80 [8] (0:11.51)	0:12.29 [7] (0:12.29)
Average Speed [km/h]	50.7	60.1	59.7	57.6	58.2	60.5	62.7	58.9
Top Speed [km/h]	64.3	62.7	61.0	59.7	58.7	63.1	63.7	60.2
Avg. Dist. to Rail [m]	3.0	2.4	2.3	2.1	1.4	0.9	2.4	3.2
Avg. Stride Freq. [Hz]	2.2	2.2	2.2	2.2	2.2	2.2	2.3	2.2
Avg. Stride Length [m]	6.4	7.5	7.5	7.4	7.4	7.6	7.6	7.4



- [ ] Ranking at each section and finish
- .-.- No data available at this section
- NA No data available





Horse/Jockey Name	Singer Sargent
Final Rank	7
Fastest Section Time (Section)	0:11.74 (400m)
Top Speed [km/h] (Section)	62.4 (400m)
Race State	Finished



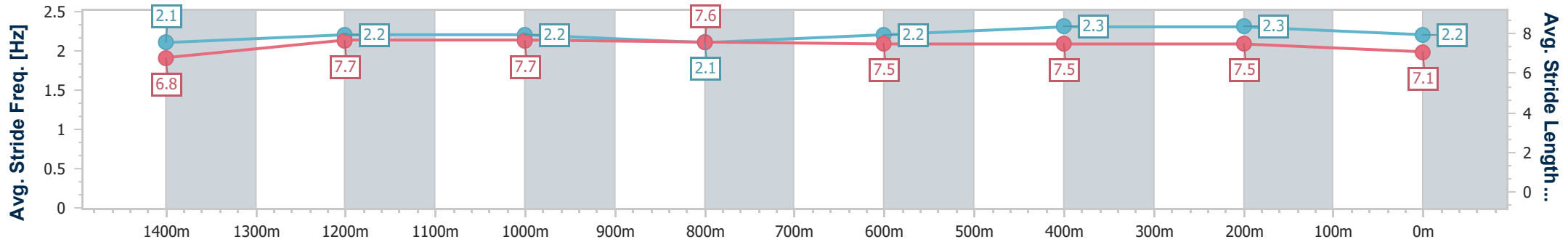
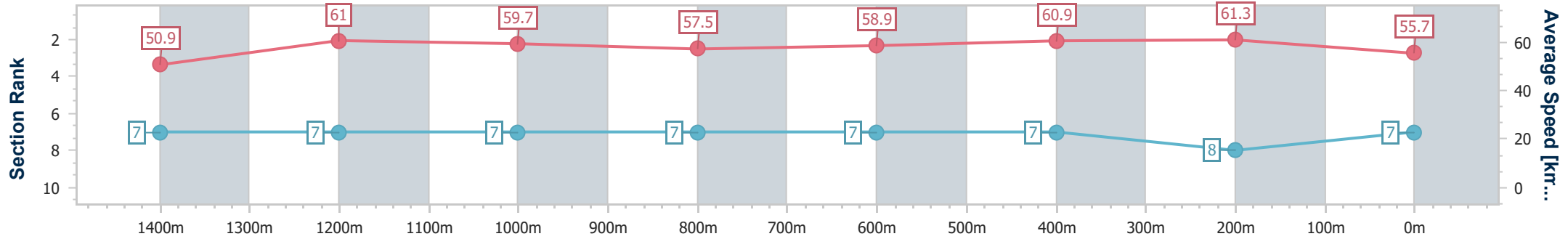
Sunshine Coast QLD Professional  
 Race 4: KLEIDON MASTERBUILT HOMES BENCHMARK 62  
 Handicap - 1600m



18 December 2022 - 14:49

Track Rating: Good 4, Weather: Fine, Rail Position: +8m Entire

Section	Overall	1400m	1200m	1000m	800m	600m	400m	200m
Section Times	1:39.87 [7] (0:14.15)	1:25.72 [7] (0:11.91)	1:13.81 [7] (0:12.09)	1:01.72 [7] (0:12.64)	0:49.08 [7] (0:12.39)	0:36.69 [7] (0:11.95)	0:24.74 [7] (0:11.74)	0:13.00 [8] (0:13.00)
Average Speed [km/h]	50.9	61.0	59.7	57.5	58.9	60.9	61.3	55.7
Top Speed [km/h]	62.0	62.3	60.8	58.5	61.0	61.8	62.4	59.5
Avg. Dist. to Rail [m]	5.9	3.3	3.3	3.1	2.4	2.2	3.2	4.3
Avg. Stride Freq. [Hz]	2.1	2.2	2.2	2.1	2.2	2.3	2.3	2.2
Avg. Stride Length [m]	6.8	7.7	7.7	7.6	7.5	7.5	7.5	7.1



- [ ] Ranking at each section and finish
- .-.- No data available at this section
- NA No data available



Horse/Jockey Name	Scat's Surfer Girl
Final Rank	8
Fastest Section Time (Section)	0:11.92 (1400m)
Top Speed [km/h] (Section)	64.3 (Overall)
Race State	Finished



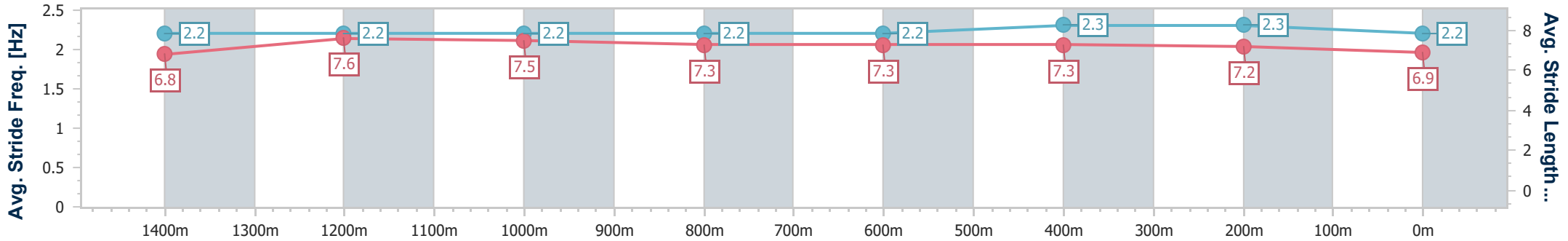
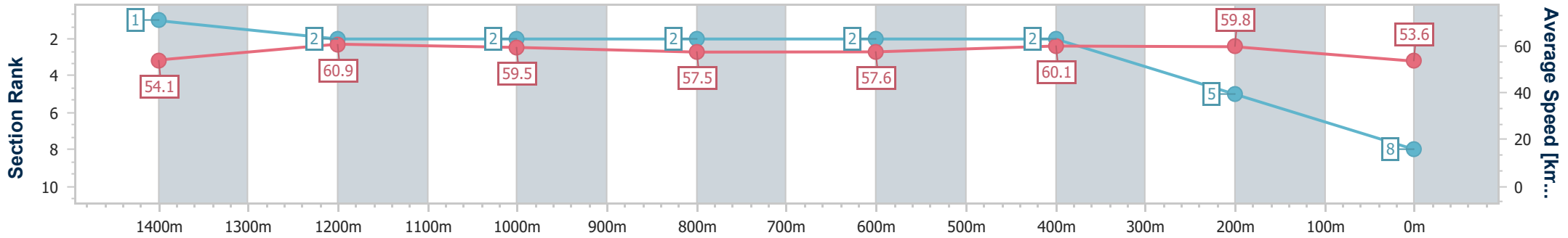
Sunshine Coast QLD Professional  
 Race 4: KLEIDON MASTERBUILT HOMES BENCHMARK 62  
 Handicap - 1600m



18 December 2022 - 14:49

Track Rating: Good 4, Weather: Fine, Rail Position: +8m Entire

Section	Overall	1400m	1200m	1000m	800m	600m	400m	200m
Section Times	1:40.22 [8] (0:13.33)	1:26.89 [1] (0:11.92)	1:14.97 [2] (0:12.12)	1:02.85 [2] (0:12.62)	0:50.23 [2] (0:12.65)	0:37.58 [2] (0:12.07)	0:25.51 [2] (0:12.03)	0:13.48 [5] (0:13.48)
Average Speed [km/h]	54.1	60.9	59.5	57.5	57.6	60.1	59.8	53.6
Top Speed [km/h]	64.3	62.9	61.2	58.7	58.5	61.4	61.2	57.5
Avg. Dist. to Rail [m]	6.9	2.8	3.0	2.9	2.2	1.1	1.1	0.9
Avg. Stride Freq. [Hz]	2.2	2.2	2.2	2.2	2.2	2.3	2.3	2.2
Avg. Stride Length [m]	6.8	7.6	7.5	7.3	7.3	7.3	7.2	6.9



- [ ] Ranking at each section and finish
- .-.- No data available at this section
- NA No data available