



# Toowoomba QLD Professional

## Race 4: TOWOOMBA TILES BENCHMARK 65 Handicap - 1625m

31 December 2022 - 19:15



Track Rating: Good 3, Weather: Overcast, Rail Position: True Entire

Section		Overall	1400m	1200m	1000m	800m	600m	400m	Last 600m				
Field Times		1:38.48 (0:14.41)	1:24.07 (0:10.70)	1:13.37 (0:11.22)	1:02.15 (0:11.98)	0:50.17 (0:12.27)	0:37.90 (0:12.75)	0:25.15 (0:12.72)	0:37.90				
Rank	TAB Horse/Jockey	Barrier	Top Speed [km/h]	Fastest Section									Distance Travelled [m]
1	3 <b>CIRCLING</b> Ben Thompson	10	69.7 Overall	0:10.91 1400m	1:38.48 [1] (0:15.07)	1:23.41 [8] (0:10.91)	1:12.50 [8] (0:11.28)	1:01.22 [8] (0:11.95)	0:49.27 [8] (0:11.98)	0:37.29 [6] (0:12.20)	0:25.09 [3] (0:12.66)	0:37.29	
2	4 <b>SHEPPEY</b> Boris Thornton	9	68.6 1400m	0:10.85 1400m	1:38.93 [2] (0:15.39)	1:23.54 [12] (0:10.85)	1:12.69 [10] (0:11.27)	1:01.42 [10] (0:11.98)	0:49.44 [10] (0:11.94)	0:37.50 [10] (0:12.23)	0:25.27 [6] (0:12.47)	0:37.50	+2
3	9 <b>DELANEY'S GIRL</b> Isabella Rabjones	5	68.2 1400m	0:10.94 1400m	1:38.99 [3] (0:15.05)	1:23.94 [7] (0:10.94)	1:13.00 [9] (0:11.38)	1:01.62 [9] (0:12.18)	0:49.44 [11] (0:12.09)	0:37.35 [12] (0:12.14)	0:25.21 [9] (0:12.47)	0:37.35	-4
4	11 <b>LATIN LYRIC</b> Tessa Townsend	12	67.3 Overall	0:10.99 1400m	1:39.10 [4] (0:15.27)	1:23.83 [10] (0:10.99)	1:12.84 [12] (0:11.31)	1:01.53 [12] (0:11.87)	0:49.66 [9] (0:11.98)	0:37.68 [9] (0:12.37)	0:25.31 [10] (0:12.68)	0:37.68	+9
5	13 <b>HARBELLE</b> Sariah Champkin	2	69.6 1400m	0:10.69 1400m	1:39.12 [5] (0:14.86)	1:24.26 [6] (0:10.69)	1:13.57 [5] (0:11.46)	1:02.11 [6] (0:12.12)	0:49.99 [7] (0:12.08)	0:37.91 [8] (0:12.52)	0:25.39 [8] (0:12.94)	0:37.91	-3
6	6 <b>EELLOH</b> Gary Geran	6	68.7 Overall	0:11.00 1400m	1:39.15 [6] (0:14.74)	1:24.41 [5] (0:11.00)	1:13.41 [6] (0:11.28)	1:02.13 [7] (0:12.00)	0:50.13 [6] (0:12.17)	0:37.96 [7] (0:12.40)	0:25.56 [5] (0:12.60)	0:37.96	+2
7	10 <b>NAVAL STRIKE</b> Kenji Yoshida	3	68.0 Overall	0:10.98 1400m	1:39.27 [7] (0:15.27)	1:24.00 [11] (0:10.98)	1:13.02 [11] (0:11.31)	1:01.71 [11] (0:12.00)	0:49.71 [12] (0:12.01)	0:37.70 [11] (0:12.37)	0:25.33 [12] (0:12.57)	0:37.70	+4
8	1 <b>ELIZANO</b> Paul Hamblin	11	69.2 1400m	0:10.63 1400m	1:39.35 [8] (0:15.22)	1:24.13 [9] (0:10.63)	1:13.50 [7] (0:10.99)	1:02.51 [5] (0:11.81)	0:50.70 [4] (0:12.14)	0:38.56 [3] (0:12.54)	0:26.02 [2] (0:12.93)	0:38.56	+7
9	8 <b>THE CARPENTER</b> Shane McGovern	1	69.3 Overall	0:10.79 1400m	1:39.75 [9] (0:14.64)	1:25.11 [4] (0:10.79)	1:14.32 [4] (0:11.40)	1:02.92 [4] (0:12.09)	0:50.83 [5] (0:12.20)	0:38.63 [5] (0:12.68)	0:25.95 [11] (0:12.73)	0:38.63	-6
10	5 <b>BUSHIDO</b> Josh Adams	14	71.4 1400m	0:10.70 1400m	1:40.21 [10] (0:14.41)	1:25.80 [1] (0:10.70)	1:15.10 [1] (0:11.22)	1:03.88 [1] (0:11.98)	0:51.90 [1] (0:12.27)	0:39.63 [1] (0:12.75)	0:26.88 [1] (0:13.27)	0:39.63	-4

Scratched: Calm Seeker (#7), Heleva Deel (#12)

[ ] Ranking at each section and finish  
 -:-:- No data available at this section  
 NA No data available

SCN Saddle cloth number  
 DNF Did not finish  
 DNT Did not track



# Toowoomba QLD Professional

## Race 4: TOWOOMBA TILES BENCHMARK 65 Handicap - 1625m

31 December 2022 - 19:15



Track Rating: Good 3, Weather: Overcast, Rail Position: True Entire

Section		Overall	1400m	1200m	1000m	800m	600m	400m	Last 600m
Field Times		1:38.48 (0:14.41)	1:24.07 (0:10.70)	1:13.37 (0:11.22)	1:02.15 (0:11.98)	0:50.17 (0:12.27)	0:37.90 (0:12.75)	0:25.15 (0:12.72)	0:37.90

Rank	TAB	Horse/Jockey	Barrier	Top Speed [km/h]	Fastest Section	Overall	1400m	1200m	1000m	800m	600m	400m	Last 600m	Distance Travelled [m]
11	14	CUTABRI Taylor Marshall	7	70.5	0:10.75	1:40.30 [11] (0:14.64)	1:25.66 [3] (0:10.75)	1:14.91 [3] (0:11.10)	1:03.81 [2] (0:11.95)	0:51.86 [2] (0:12.22)	0:39.64 [2] (0:12.80)	0:26.84 [4] (0:13.16)	0:39.64	+5
12	2	HAIL TO THE CHIEF Jake Molloy	4	71.6	0:10.82	1:41.57 [12] (0:14.49)	1:27.08 [2] (0:10.82)	1:16.26 [2] (0:11.32)	1:04.94 [3] (0:11.99)	0:52.95 [3] (0:12.22)	0:40.73 [4] (0:12.82)	0:27.91 [7] (0:13.43)	0:40.73	-6

Scratched: Calm Seeker (#7), Heleva Deel (#12)

[ ] Ranking at each section and finish  
 -:-:-:- No data available at this section  
 NA No data available

SCN Saddle cloth number  
 DNF Did not finish  
 DNT Did not track



# Toowoomba QLD Professional

## Race 4: TOWOOMBA TILES BENCHMARK 65 Handicap - 1625m

31 December 2022 - 19:15



Track Rating: Good 3, Weather: Overcast, Rail Position: True Entire

Section				200m		Last 600m	
Field Times				0:12.43 (0:12.43)		0:37.90	
Rank	TAB	Horse/Jockey	Barrier	Top Speed [km/h]	Fastest Section		Distance Travelled [m]
1	3	<b>CIRCLING</b> Ben Thompson	10	69.7 Overall	0:10.91 1400m	0:12.43 [1] (0:12.43)	0:37.29
2	4	<b>SHEPPEY</b> Boris Thornton	9	68.6 1400m	0:10.85 1400m	0:12.80 [2] (0:12.80)	0:37.50 +2
3	9	<b>DELANEY'S GIRL</b> Isabella Rabjones	5	68.2 1400m	0:10.94 1400m	0:12.74 [4] (0:12.74)	0:37.35 -4
4	11	<b>LATIN LYRIC</b> Tessa Townsend	12	67.3 Overall	0:10.99 1400m	0:12.63 [6] (0:12.63)	0:37.68 +9
5	13	<b>HARBELLE</b> Sariah Champkin	2	69.6 1400m	0:10.69 1400m	0:12.45 [11] (0:12.45)	0:37.91 -3
6	6	<b>EELLOH</b> Gary Geran	6	68.7 Overall	0:11.00 1400m	0:12.96 [3] (0:12.96)	0:37.96 +2
7	10	<b>NAVAL STRIKE</b> Kenji Yoshida	3	68.0 Overall	0:10.98 1400m	0:12.76 [7] (0:12.76)	0:37.70 +4
8	1	<b>ELIZANO</b> Paul Hamblin	11	69.2 1400m	0:10.63 1400m	0:13.09 [5] (0:13.09)	0:38.56 +7
9	8	<b>THE CARPENTER</b> Shane McGovern	1	69.3 Overall	0:10.79 1400m	0:13.22 [8] (0:13.22)	0:38.63 -6
10	5	<b>BUSHIDO</b> Josh Adams	14	71.4 1400m	0:10.70 1400m	0:13.61 [9] (0:13.61)	0:39.63 -4

Scratched: Calm Seeker (#7), Heleva Deel (#12)

[ ] Ranking at each section and finish  
 -:-:- No data available at this section  
 NA No data available

SCN Saddle cloth number  
 DNF Did not finish  
 DNT Did not track



# Toowoomba QLD Professional

## Race 4: TOOWOOMBA TILES BENCHMARK 65 Handicap - 1625m

31 December 2022 - 19:15



Track Rating: Good 3, Weather: Overcast, Rail Position: True Entire

Section				200m				Last 600m	
Field Times				0:12.43 (0:12.43)				0:37.90	
Rank	TAB	Horse/Jockey	Barrier	Top Speed [km/h]	Fastest Section			Distance Travelled [m]	
11	14	CUTABRI	7	70.5	0:10.75	0:13.68 [10]		0:39.64	+5
		Taylor Marshall		Overall	1400m	(0:13.68)			
12	2	HAIL TO THE CHIEF	4	71.6	0:10.82	0:14.48 [12]		0:40.73	-6
		Jake Molloy		Overall	1400m	(0:14.48)			

Scratched: Calm Seeker (#7), Heleva Deel (#12)

[ ] Ranking at each section and finish  
 -:-:-:- No data available at this section  
 NA No data available

SCN Saddle cloth number  
 DNF Did not finish  
 DNT Did not track



Horse/Jockey Name	Circling
Final Rank	1
Fastest Section Time (Section)	0:10.91 (1400m)
Top Speed [km/h] (Section)	69.7 (Overall)
Race State	Finished



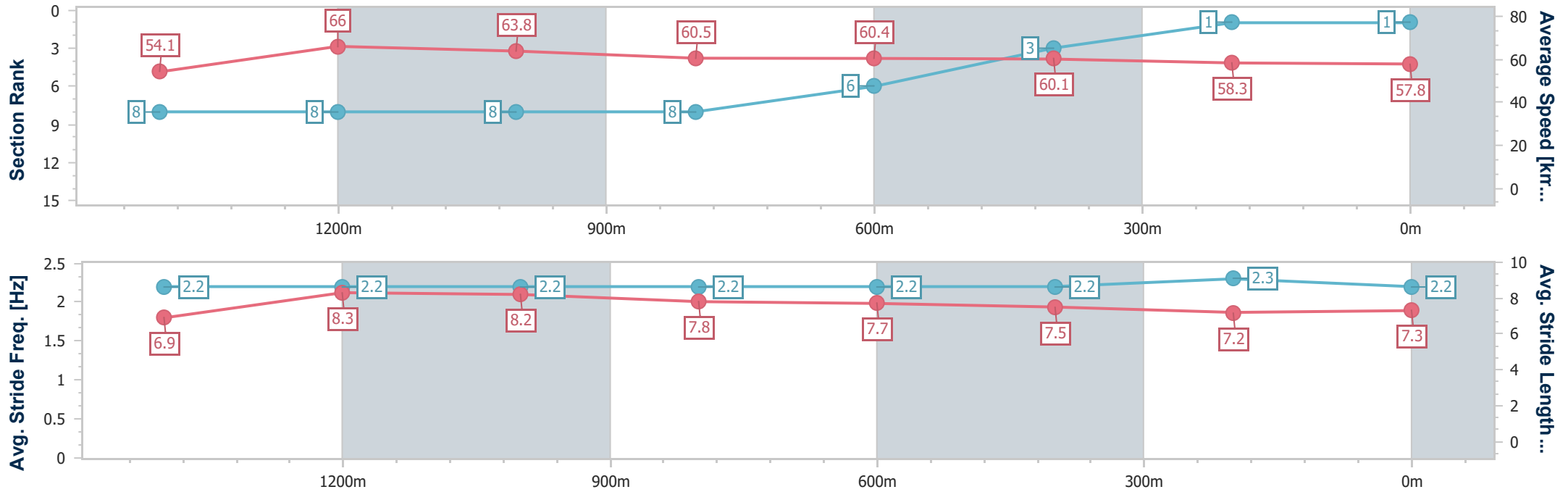
Toowoomba QLD Professional  
Race 4: TOOWOOMBA TILES BENCHMARK 65 Handicap - 1625m



31 December 2022 - 19:15

Track Rating: Good 3, Weather: Overcast, Rail Position: True Entire

Section	Overall	1400m	1200m	1000m	800m	600m	400m	200m
Section Times	1:38.48 [1] (0:15.07)	1:23.41 [8] (0:10.91)	1:12.50 [8] (0:11.28)	1:01.22 [8] (0:11.95)	0:49.27 [8] (0:11.98)	0:37.29 [6] (0:12.20)	0:25.09 [3] (0:12.66)	0:12.43 [1] (0:12.43)
Average Speed [km/h]	54.1	66.0	63.8	60.5	60.4	60.1	58.3	57.8
Top Speed [km/h]	69.7	69.1	66.1	62.3	61.8	61.6	59.6	58.7
Avg. Dist. to Rail [m]	6.1	0.4	1.0	1.1	2.2	3.4	6.3	4.5
Avg. Stride Freq. [Hz]	2.2	2.2	2.2	2.2	2.2	2.2	2.3	2.2
Avg. Stride Length [m]	6.9	8.3	8.2	7.8	7.7	7.5	7.2	7.3



- [ ] Ranking at each section and finish
- .-.- No data available at this section
- NA No data available



Horse/Jockey Name	Sheppey
Final Rank	2
Fastest Section Time (Section)	0:10.85 (1400m)
Top Speed [km/h] (Section)	68.6 (1400m)
Race State	Finished



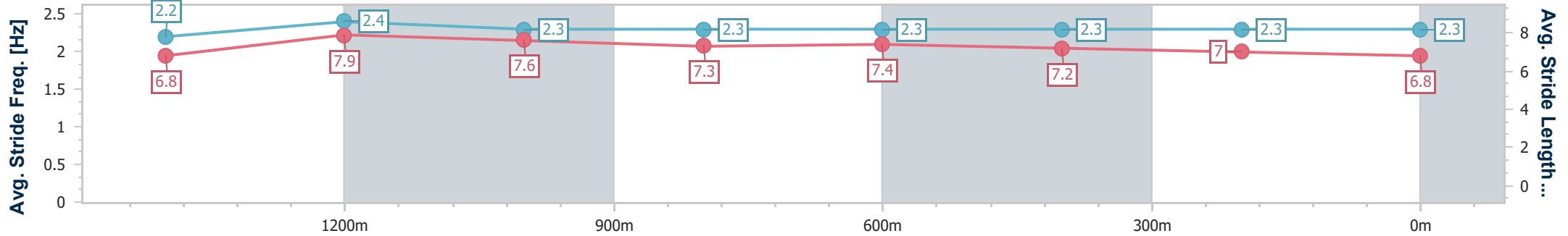
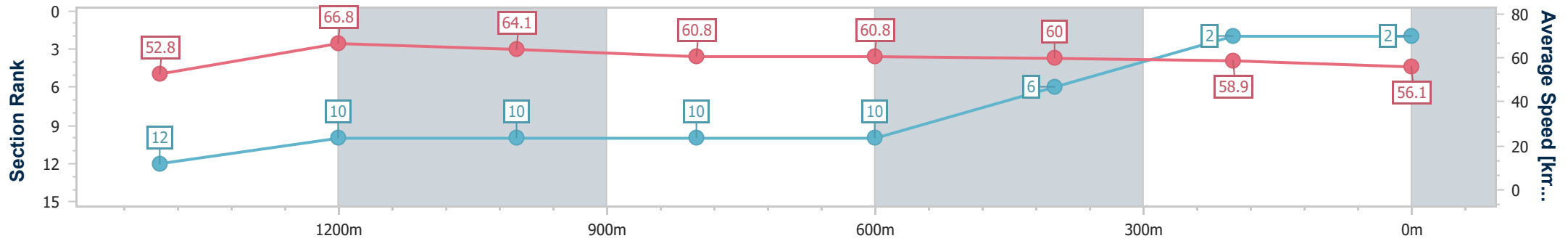
Toowoomba QLD Professional  
Race 4: TOOWOOMBA TILES BENCHMARK 65 Handicap - 1625m



31 December 2022 - 19:15

Track Rating: Good 3, Weather: Overcast, Rail Position: True Entire

Section	Overall	1400m	1200m	1000m	800m	600m	400m	200m
Section Times	1:38.93 [2] (0:15.39)	1:23.54 [12] (0:10.85)	1:12.69 [10] (0:11.27)	1:01.42 [10] (0:11.98)	0:49.44 [10] (0:11.94)	0:37.50 [10] (0:12.23)	0:25.27 [6] (0:12.47)	0:12.80 [2] (0:12.80)
Average Speed [km/h]	52.8	66.8	64.1	60.8	60.8	60.0	58.9	56.1
Top Speed [km/h]	68.2	68.6	67.8	62.7	62.1	62.6	59.9	57.7
Avg. Dist. to Rail [m]	4.3	1.5	3.7	3.6	2.7	3.3	5.7	5.0
Avg. Stride Freq. [Hz]	2.2	2.4	2.3	2.3	2.3	2.3	2.3	2.3
Avg. Stride Length [m]	6.8	7.9	7.6	7.3	7.4	7.2	7.0	6.8



- [ ] Ranking at each section and finish
- .-.- No data available at this section
- NA No data available



Horse/Jockey Name	Delaney's Girl
Final Rank	3
Fastest Section Time (Section)	0:10.94 (1400m)
Top Speed [km/h] (Section)	68.2 (1400m)
Race State	Finished



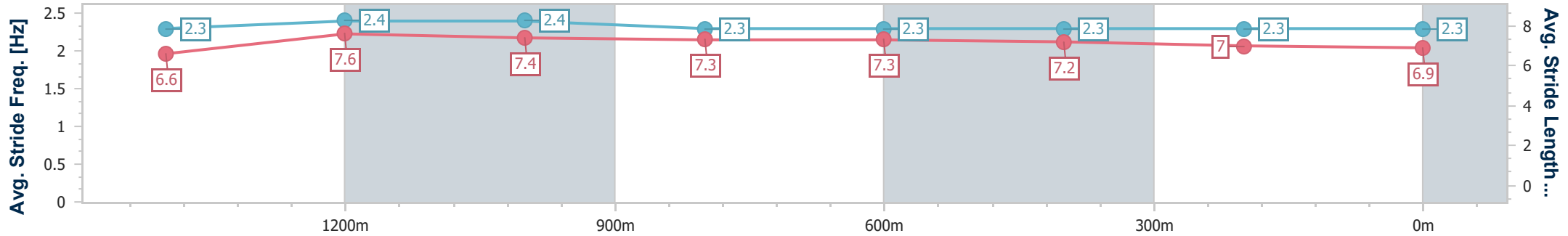
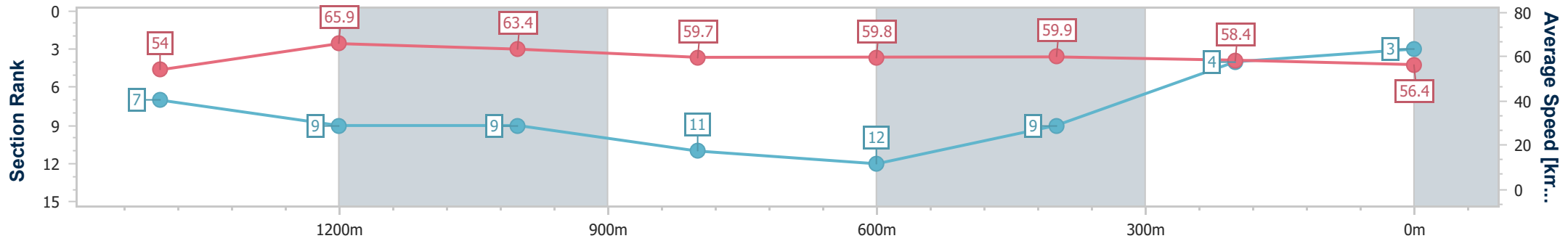
Toowoomba QLD Professional  
Race 4: TOOWOOMBA TILES BENCHMARK 65 Handicap - 1625m



31 December 2022 - 19:15

Track Rating: Good 3, Weather: Overcast, Rail Position: True Entire

Section	Overall	1400m	1200m	1000m	800m	600m	400m	200m					
Section Times	1:38.99 [3] (0:15.05)	1:23.94 [7] (0:10.94)	1:13.00 [9] (0:11.38)	1:01.62 [9] (0:12.18)	0:49.44 [11] (0:12.09)	0:37.35 [12] (0:12.14)	0:25.21 [9] (0:12.47)	0:12.74 [4] (0:12.74)					
Average Speed [km/h]	54.0	65.9	63.4	59.7	59.8	59.9	58.4	56.4					
Top Speed [km/h]	68.2	68.2	65.8	62.4	63.5	63.7	59.3	57.4					
Avg. Dist. to Rail [m]	3.5	0.7	2.2	2.5	1.0	1.6	3.5	3.2					
Avg. Stride Freq. [Hz]	2.3	2.4	2.4	2.3	2.3	2.3	2.3	2.3					
Avg. Stride Length [m]	6.6	7.6	7.4	7.3	7.3	7.2	7.0	6.9					



- [ ] Ranking at each section and finish
- .-.- No data available at this section
- NA No data available



Horse/Jockey Name	Latin Lyric
Final Rank	4
Fastest Section Time (Section)	0:10.99 (1400m)
Top Speed [km/h] (Section)	67.3 (Overall)
Race State	Finished



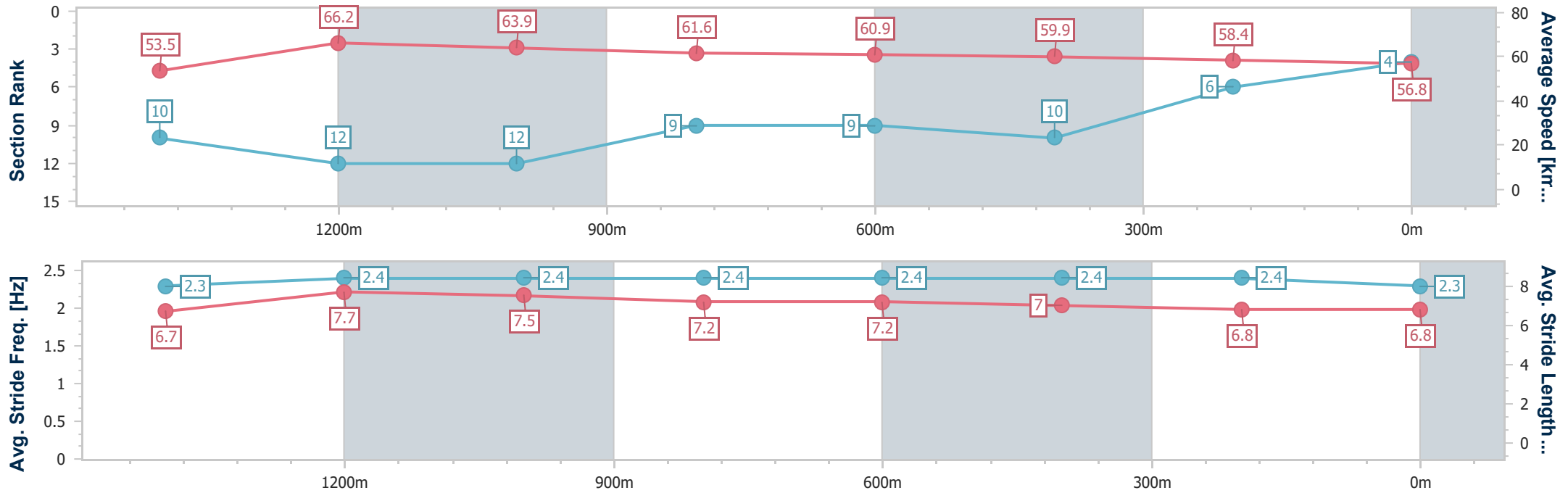
Toowoomba QLD Professional  
Race 4: TOOWOOMBA TILES BENCHMARK 65 Handicap - 1625m



31 December 2022 - 19:15

Track Rating: Good 3, Weather: Overcast, Rail Position: True Entire

Section	Overall	1400m	1200m	1000m	800m	600m	400m	200m
Section Times	1:39.10 [4] (0:15.27)	1:23.83 [10] (0:10.99)	1:12.84 [12] (0:11.31)	1:01.53 [12] (0:11.87)	0:49.66 [9] (0:11.98)	0:37.68 [9] (0:12.37)	0:25.31 [10] (0:12.68)	0:12.63 [6] (0:12.63)
Average Speed [km/h]	53.5	66.2	63.9	61.6	60.9	59.9	58.4	56.8
Top Speed [km/h]	67.3	67.2	65.9	63.2	62.0	61.6	59.9	58.9
Avg. Dist. to Rail [m]	5.9	1.7	4.4	4.2	3.9	5.7	7.7	6.9
Avg. Stride Freq. [Hz]	2.3	2.4	2.4	2.4	2.4	2.4	2.4	2.3
Avg. Stride Length [m]	6.7	7.7	7.5	7.2	7.2	7.0	6.8	6.8



- [ ] Ranking at each section and finish
- .-.- No data available at this section
- NA No data available





Horse/Jockey Name	Harbelle
Final Rank	5
Fastest Section Time (Section)	0:10.69 (1400m)
Top Speed [km/h] (Section)	69.6 (1400m)
Race State	Finished



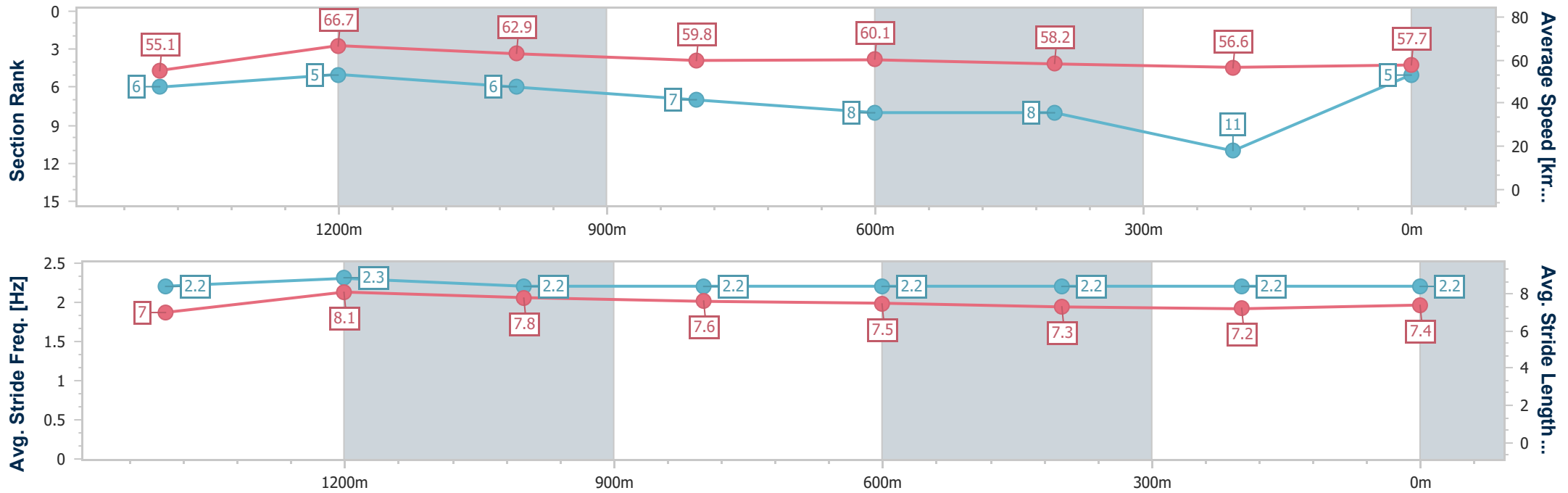
Toowoomba QLD Professional  
Race 4: TOOWOOMBA TILES BENCHMARK 65 Handicap - 1625m



31 December 2022 - 19:15

Track Rating: Good 3, Weather: Overcast, Rail Position: True Entire

Section	Overall	1400m	1200m	1000m	800m	600m	400m	200m
Section Times	1:39.12 [5] (0:14.86)	1:24.26 [6] (0:10.69)	1:13.57 [5] (0:11.46)	1:02.11 [6] (0:12.12)	0:49.99 [7] (0:12.08)	0:37.91 [8] (0:12.52)	0:25.39 [8] (0:12.94)	0:12.45 [11] (0:12.45)
Average Speed [km/h]	55.1	66.7	62.9	59.8	60.1	58.2	56.6	57.7
Top Speed [km/h]	67.7	69.6	65.4	61.7	61.3	61.0	58.3	58.0
Avg. Dist. to Rail [m]	3.6	1.8	2.0	1.6	2.3	2.3	4.2	2.6
Avg. Stride Freq. [Hz]	2.2	2.3	2.2	2.2	2.2	2.2	2.2	2.2
Avg. Stride Length [m]	7.0	8.1	7.8	7.6	7.5	7.3	7.2	7.4



- [ ] Ranking at each section and finish
- .-.- No data available at this section
- NA No data available



Horse/Jockey Name	Eelloh
Final Rank	6
Fastest Section Time (Section)	0:11.00 (1400m)
Top Speed [km/h] (Section)	68.7 (Overall)
Race State	Finished



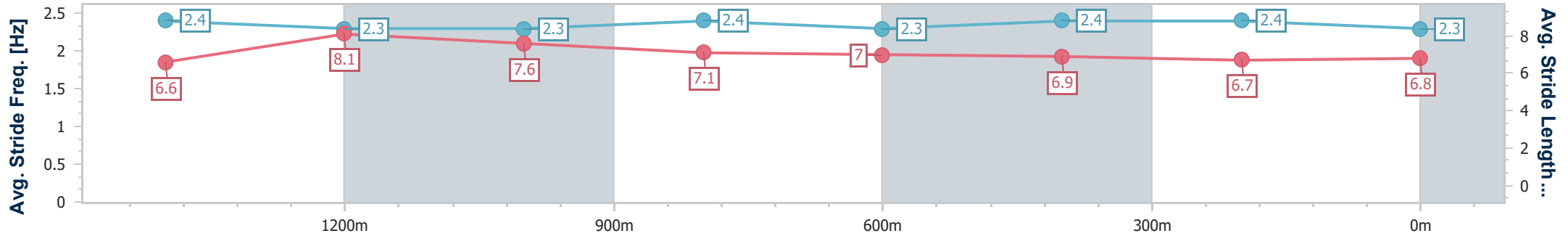
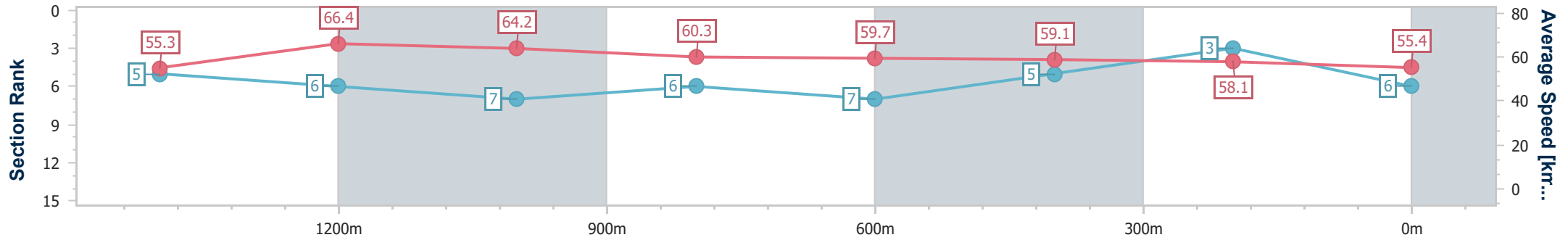
Toowoomba QLD Professional  
Race 4: TOWOOMBA TILES BENCHMARK 65 Handicap - 1625m



31 December 2022 - 19:15

Track Rating: Good 3, Weather: Overcast, Rail Position: True Entire

Section	Overall	1400m	1200m	1000m	800m	600m	400m	200m
Section Times	1:39.15 [6] (0:14.74)	1:24.41 [5] (0:11.00)	1:13.41 [6] (0:11.28)	1:02.13 [7] (0:12.00)	0:50.13 [6] (0:12.17)	0:37.96 [7] (0:12.40)	0:25.56 [5] (0:12.60)	0:12.96 [3] (0:12.96)
Average Speed [km/h]	55.3	66.4	64.2	60.3	59.7	59.1	58.1	55.4
Top Speed [km/h]	68.7	68.7	67.7	63.5	62.1	62.1	60.3	57.9
Avg. Dist. to Rail [m]	4.6	2.7	4.5	2.2	2.5	3.6	4.3	3.8
Avg. Stride Freq. [Hz]	2.4	2.3	2.3	2.4	2.3	2.4	2.4	2.3
Avg. Stride Length [m]	6.6	8.1	7.6	7.1	7.0	6.9	6.7	6.8



- [ ] Ranking at each section and finish
- .-.- No data available at this section
- NA No data available



Horse/Jockey Name	Naval Strike
Final Rank	7
Fastest Section Time (Section)	0:10.98 (1400m)
Top Speed [km/h] (Section)	68.0 (Overall)
Race State	Finished



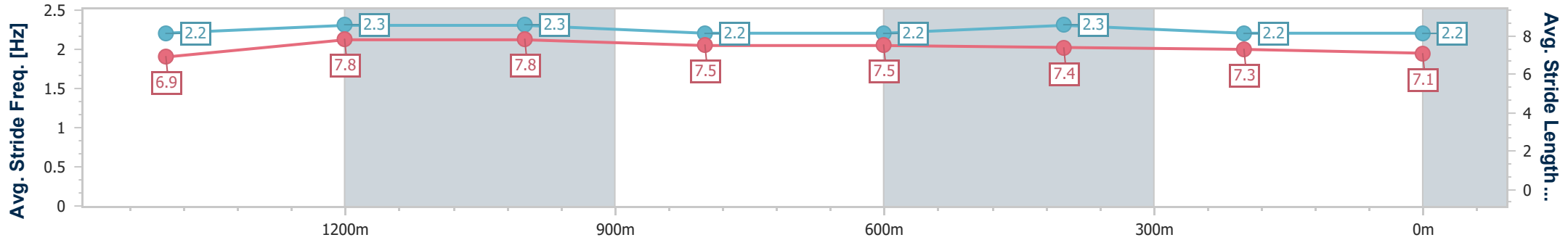
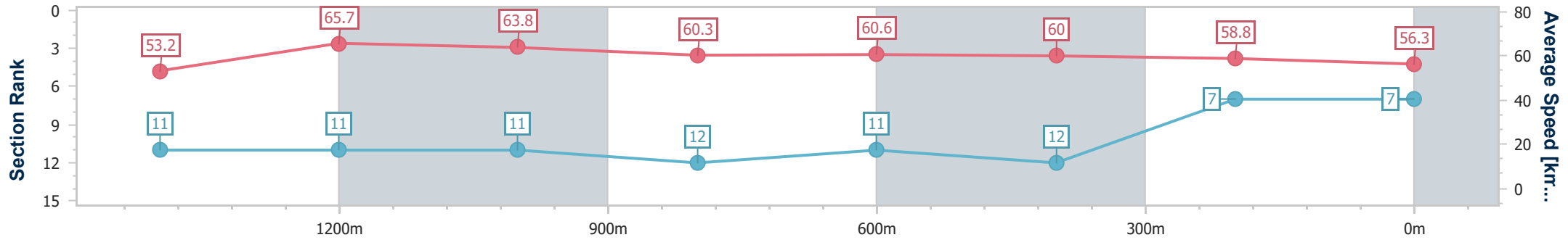
Toowoomba QLD Professional  
Race 4: TOOWOOMBA TILES BENCHMARK 65 Handicap - 1625m



31 December 2022 - 19:15

Track Rating: Good 3, Weather: Overcast, Rail Position: True Entire

Section	Overall	1400m	1200m	1000m	800m	600m	400m	200m					
Section Times	1:39.27 [7] (0:15.27)	1:24.00 [11] (0:10.98)	1:13.02 [11] (0:11.31)	1:01.71 [11] (0:12.00)	0:49.71 [12] (0:12.01)	0:37.70 [11] (0:12.37)	0:25.33 [12] (0:12.57)	0:12.76 [7] (0:12.76)					
Average Speed [km/h]	53.2	65.7	63.8	60.3	60.6	60.0	58.8	56.3					
Top Speed [km/h]	68.0	67.4	65.9	61.4	62.0	61.8	59.7	58.2					
Avg. Dist. to Rail [m]	4.4	0.6	1.3	1.1	3.3	5.9	6.9	6.7					
Avg. Stride Freq. [Hz]	2.2	2.3	2.3	2.2	2.2	2.3	2.2	2.2					
Avg. Stride Length [m]	6.9	7.8	7.8	7.5	7.5	7.4	7.3	7.1					



- [ ] Ranking at each section and finish
- .-.- No data available at this section
- NA No data available



Horse/Jockey Name	Elizano
Final Rank	8
Fastest Section Time (Section)	0:10.63 (1400m)
Top Speed [km/h] (Section)	69.2 (1400m)
Race State	Finished



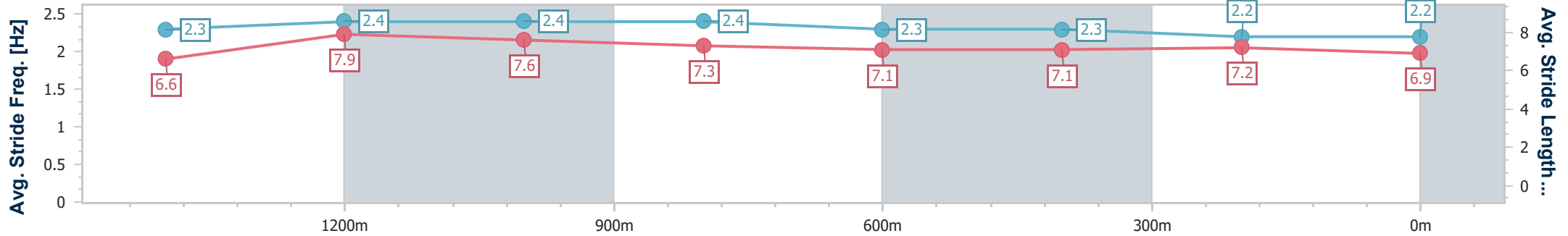
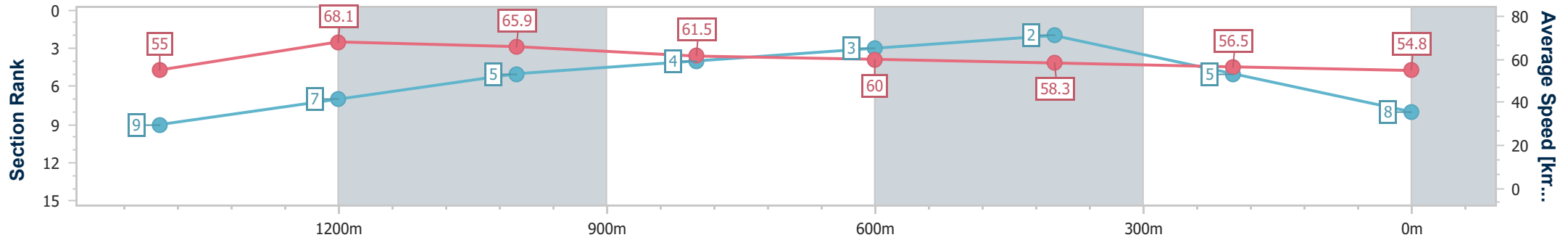
Toowoomba QLD Professional  
Race 4: TOOWOOMBA TILES BENCHMARK 65 Handicap - 1625m



31 December 2022 - 19:15

Track Rating: Good 3, Weather: Overcast, Rail Position: True Entire

Section	Overall	1400m	1200m	1000m	800m	600m	400m	200m
Section Times	1:39.35 [8] (0:15.22)	1:24.13 [9] (0:10.63)	1:13.50 [7] (0:10.99)	1:02.51 [5] (0:11.81)	0:50.70 [4] (0:12.14)	0:38.56 [3] (0:12.54)	0:26.02 [2] (0:12.93)	0:13.09 [5] (0:13.09)
Average Speed [km/h]	55.0	68.1	65.9	61.5	60.0	58.3	56.5	54.8
Top Speed [km/h]	67.7	69.2	67.6	63.6	60.9	61.1	57.9	56.2
Avg. Dist. to Rail [m]	6.7	1.1	4.1	3.2	2.7	3.1	3.8	2.1
Avg. Stride Freq. [Hz]	2.3	2.4	2.4	2.4	2.3	2.3	2.2	2.2
Avg. Stride Length [m]	6.6	7.9	7.6	7.3	7.1	7.1	7.2	6.9



- [ ] Ranking at each section and finish
- .-.- No data available at this section
- NA No data available



Horse/Jockey Name	The Carpenter
Final Rank	9
Fastest Section Time (Section)	0:10.79 (1400m)
Top Speed [km/h] (Section)	69.3 (Overall)
Race State	Finished



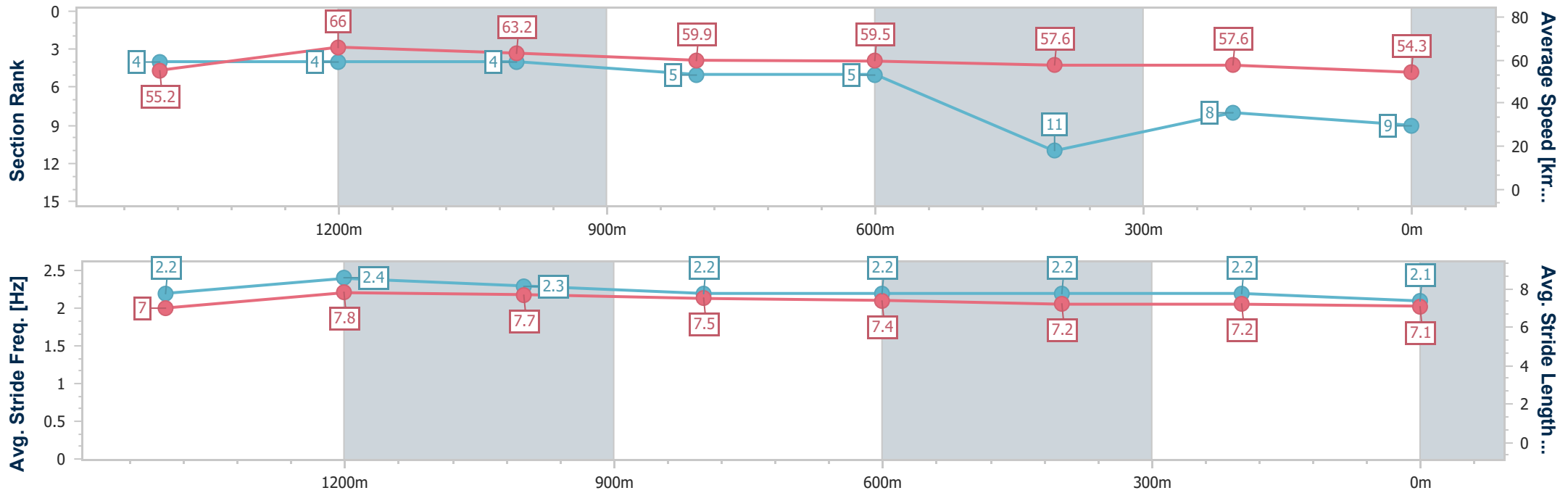
Toowoomba QLD Professional  
Race 4: TOOWOOMBA TILES BENCHMARK 65 Handicap - 1625m



31 December 2022 - 19:15

Track Rating: Good 3, Weather: Overcast, Rail Position: True Entire

Section	Overall	1400m	1200m	1000m	800m	600m	400m	200m
Section Times	1:39.75 [9] (0:14.64)	1:25.11 [4] (0:10.79)	1:14.32 [4] (0:11.40)	1:02.92 [4] (0:12.09)	0:50.83 [5] (0:12.20)	0:38.63 [5] (0:12.68)	0:25.95 [11] (0:12.73)	0:13.22 [8] (0:13.22)
Average Speed [km/h]	55.2	66.0	63.2	59.9	59.5	57.6	57.6	54.3
Top Speed [km/h]	69.3	69.2	64.5	62.3	60.4	59.3	59.7	57.9
Avg. Dist. to Rail [m]	2.6	1.8	1.7	1.4	2.2	2.7	4.9	1.8
Avg. Stride Freq. [Hz]	2.2	2.4	2.3	2.2	2.2	2.2	2.2	2.1
Avg. Stride Length [m]	7.0	7.8	7.7	7.5	7.4	7.2	7.2	7.1



- [ ] Ranking at each section and finish
- .-.- No data available at this section
- NA No data available



Horse/Jockey Name	Bushido
Final Rank	10
Fastest Section Time (Section)	0:10.70 (1400m)
Top Speed [km/h] (Section)	71.4 (1400m)
Race State	Finished



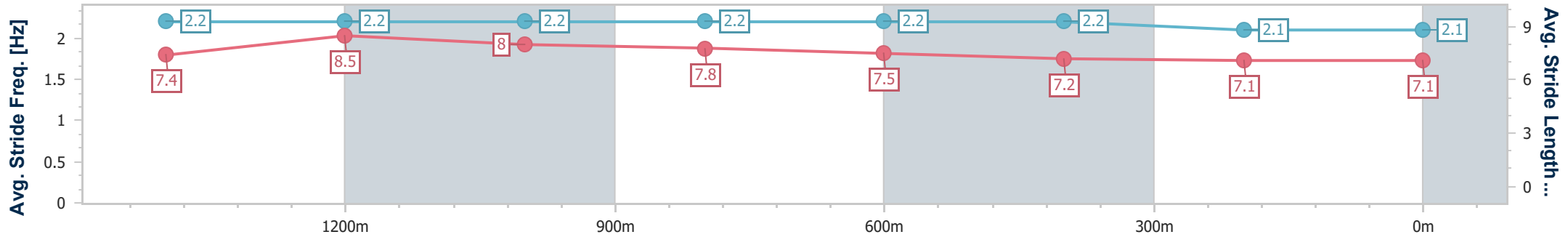
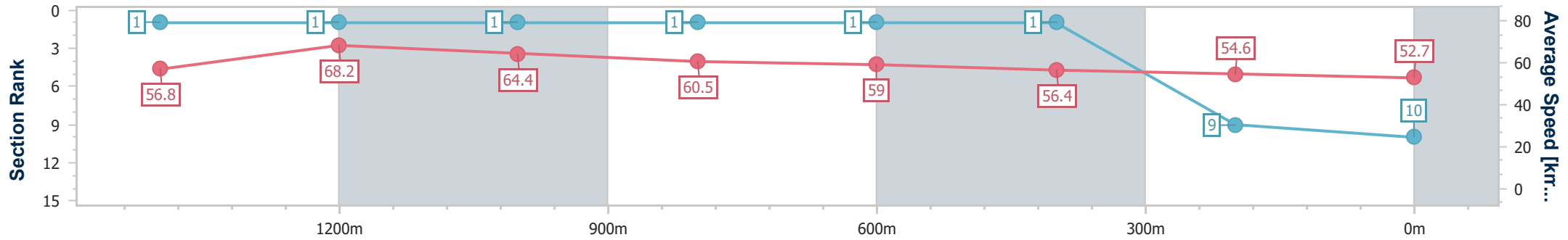
Toowoomba QLD Professional  
Race 4: TOOWOOMBA TILES BENCHMARK 65 Handicap - 1625m



31 December 2022 - 19:15

Track Rating: Good 3, Weather: Overcast, Rail Position: True Entire

Section	Overall	1400m	1200m	1000m	800m	600m	400m	200m
Section Times	1:40.21 [10] (0:14.41)	1:25.80 [1] (0:10.70)	1:15.10 [1] (0:11.22)	1:03.88 [1] (0:11.98)	0:51.90 [1] (0:12.27)	0:39.63 [1] (0:12.75)	0:26.88 [1] (0:13.27)	0:13.61 [9] (0:13.61)
Average Speed [km/h]	56.8	68.2	64.4	60.5	59.0	56.4	54.6	52.7
Top Speed [km/h]	71.1	71.4	66.6	62.2	60.1	58.8	55.8	54.7
Avg. Dist. to Rail [m]	8.1	2.3	3.9	2.0	1.0	0.7	1.2	0.8
Avg. Stride Freq. [Hz]	2.2	2.2	2.2	2.2	2.2	2.2	2.1	2.1
Avg. Stride Length [m]	7.4	8.5	8.0	7.8	7.5	7.2	7.1	7.1



- [ ] Ranking at each section and finish
- .-.- No data available at this section
- NA No data available



Horse/Jockey Name	Cutabri
Final Rank	11
Fastest Section Time (Section)	0:10.75 (1400m)
Top Speed [km/h] (Section)	70.5 (Overall)
Race State	Finished



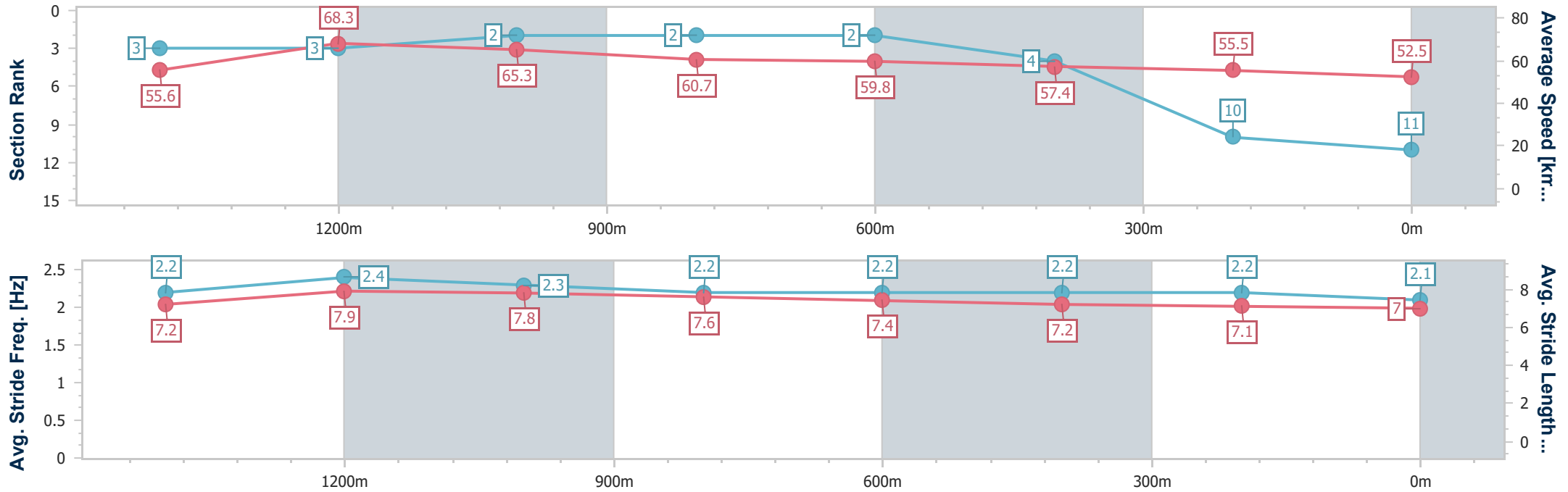
Toowoomba QLD Professional  
Race 4: TOOWOOMBA TILES BENCHMARK 65 Handicap - 1625m



31 December 2022 - 19:15

Track Rating: Good 3, Weather: Overcast, Rail Position: True Entire

Section	Overall	1400m	1200m	1000m	800m	600m	400m	200m
Section Times	1:40.30 [11] (0:14.64)	1:25.66 [3] (0:10.75)	1:14.91 [3] (0:11.10)	1:03.81 [2] (0:11.95)	0:51.86 [2] (0:12.22)	0:39.64 [2] (0:12.80)	0:26.84 [4] (0:13.16)	0:13.68 [10] (0:13.68)
Average Speed [km/h]	55.6	68.3	65.3	60.7	59.8	57.4	55.5	52.5
Top Speed [km/h]	70.5	70.2	66.6	62.8	61.1	60.4	56.9	54.7
Avg. Dist. to Rail [m]	5.1	3.7	4.4	2.6	3.7	4.1	4.0	3.2
Avg. Stride Freq. [Hz]	2.2	2.4	2.3	2.2	2.2	2.2	2.2	2.1
Avg. Stride Length [m]	7.2	7.9	7.8	7.6	7.4	7.2	7.1	7.0



- [ ] Ranking at each section and finish
- .-.- No data available at this section
- NA No data available



Horse/Jockey Name	Hail To The Chief
Final Rank	12
Fastest Section Time (Section)	0:10.82 (1400m)
Top Speed [km/h] (Section)	71.6 (Overall)
Race State	Finished



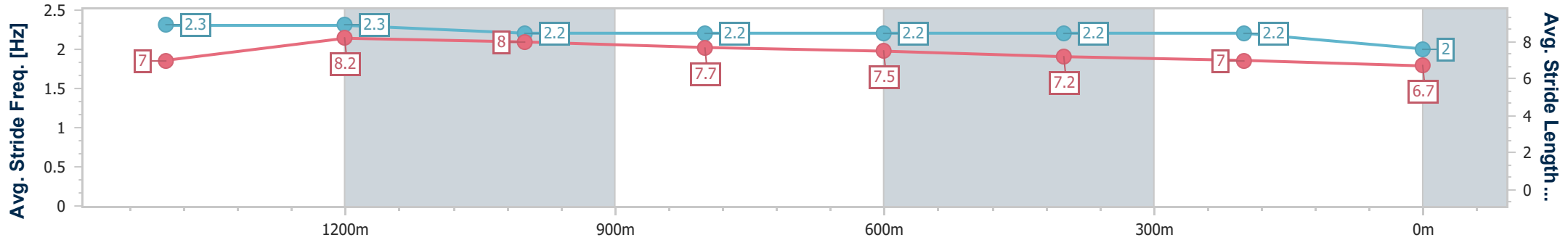
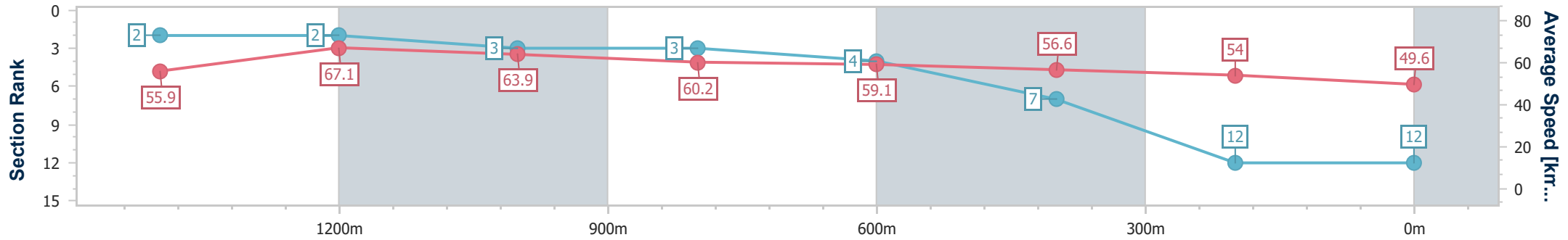
Toowoomba QLD Professional  
Race 4: TOOWOOMBA TILES BENCHMARK 65 Handicap - 1625m



31 December 2022 - 19:15

Track Rating: Good 3, Weather: Overcast, Rail Position: True Entire

Section	Overall	1400m	1200m	1000m	800m	600m	400m	200m
Section Times	1:41.57 [12] (0:14.49)	1:27.08 [2] (0:10.82)	1:16.26 [2] (0:11.32)	1:04.94 [3] (0:11.99)	0:52.95 [3] (0:12.22)	0:40.73 [4] (0:12.82)	0:27.91 [7] (0:13.43)	0:14.48 [12] (0:14.48)
Average Speed [km/h]	55.9	67.1	63.9	60.2	59.1	56.6	54.0	49.6
Top Speed [km/h]	71.6	68.2	66.2	63.3	59.7	59.4	55.7	54.0
Avg. Dist. to Rail [m]	2.0	1.5	2.8	1.1	1.1	1.5	2.3	0.9
Avg. Stride Freq. [Hz]	2.3	2.3	2.2	2.2	2.2	2.2	2.2	2.0
Avg. Stride Length [m]	7.0	8.2	8.0	7.7	7.5	7.2	7.0	6.7



- [ ] Ranking at each section and finish
- .-.- No data available at this section
- NA No data available