



**Toowoomba QLD Professional**  
**Race 7: BROWN & HURLEY KENWORTH CONSOLATION OPEN**  
**HANDICAP - 1200m**  
**31 December 2022 - 21:14**



Track Rating: Good 3, Weather: Overcast, Rail Position: True Entire

Section		Overall	1000m	800m	600m	400m	200m	Last 600m				
Field Times		1:11.75 (0:13.26)	0:58.49 (0:11.35)	0:47.14 (0:11.71)	0:35.43 (0:11.94)	0:23.49 (0:11.74)	0:11.75 (0:11.75)	0:35.43				
Rank	TAB Horse/Jockey	Barrier	Top Speed [km/h]	Fastest Section								Distance Travelled [m]
1	1 <b>ROMAN AUREUS</b> Larry Cassidy	2	65.2	0:11.45	1:11.75 [1] (0:13.60)	0:58.15 [5] (0:11.45)	0:46.70 [5] (0:11.64)	0:35.06 [5] (0:11.79)	0:23.27 [4] (0:11.65)	0:11.62 [4] (0:11.62)	0:35.06	
2	4 <b>FIVE OXFORD</b> Taylor Marshall	9	65.9	0:11.37	1:11.83 [2] (0:13.32)	0:58.51 [2] (0:11.37)	0:47.14 [2] (0:11.73)	0:35.41 [2] (0:11.91)	0:23.50 [2] (0:11.68)	0:11.82 [2] (0:11.82)	0:35.41	+7
3	6 <b>SPINNING SPIRIT</b> Angela Jones	7	66.2	0:11.50	1:12.09 [3] (0:13.35)	0:58.74 [3] (0:11.50)	0:47.24 [3] (0:11.70)	0:35.54 [3] (0:12.05)	0:23.49 [5] (0:11.64)	0:11.85 [5] (0:11.85)	0:35.54	+13
4	3 <b>DRAGON MISS</b> Georgina Cartwright	8	65.6	0:11.35	1:12.20 [4] (0:13.26)	0:58.94 [1] (0:11.35)	0:47.59 [1] (0:11.71)	0:35.88 [1] (0:11.94)	0:23.94 [1] (0:11.74)	0:12.20 [1] (0:12.20)	0:35.88	-3
5	9 <b>WINTER RAIN</b> Jim Byrne	10	65.5	0:11.34	1:12.36 [5] (0:14.12)	0:58.24 [8] (0:11.34)	0:46.90 [8] (0:11.52)	0:35.38 [7] (0:11.79)	0:23.59 [7] (0:11.80)	0:11.79 [8] (0:11.79)	0:35.38	+15
6	5 <b>MOSCINI</b> Tegan Harrison	6	65.4	0:11.40	1:12.38 [6] (0:13.85)	0:58.53 [7] (0:11.40)	0:47.13 [6] (0:11.61)	0:35.52 [6] (0:11.81)	0:23.71 [6] (0:11.82)	0:11.89 [7] (0:11.89)	0:35.52	+15
7	10 <b>GINGER ROCK</b> Adin Thompson	5	64.3	0:11.57	1:12.42 [7] (0:13.66)	0:58.76 [6] (0:11.61)	0:47.15 [7] (0:11.70)	0:35.45 [8] (0:11.82)	0:23.63 [8] (0:11.57)	0:12.06 [6] (0:12.06)	0:35.45	+14
8	7 <b>GETYOURGREYON</b> Montanna Savva	3	66.0	0:11.25	1:12.56 [8] (0:13.57)	0:58.99 [4] (0:11.25)	0:47.74 [4] (0:11.69)	0:36.05 [4] (0:11.83)	0:24.22 [3] (0:11.75)	0:12.47 [3] (0:12.47)	0:36.05	+18
9	8 <b>SEMAPHORE GIRL</b> Anthony Allen	4	65.5	0:11.35	1:12.80 [9] (0:14.20)	0:58.60 [9] (0:11.35)	0:47.25 [9] (0:11.74)	0:35.51 [9] (0:11.84)	0:23.67 [9] (0:11.75)	0:11.92 [9] (0:11.92)	0:35.51	-3

Scratched: Gogol (#2)



Horse/Jockey Name	Roman Aureus
Final Rank	1
Fastest Section Time (Section)	0:11.45 (1000m)
Top Speed [km/h] (Section)	65.2 (Overall)
Race State	Finished



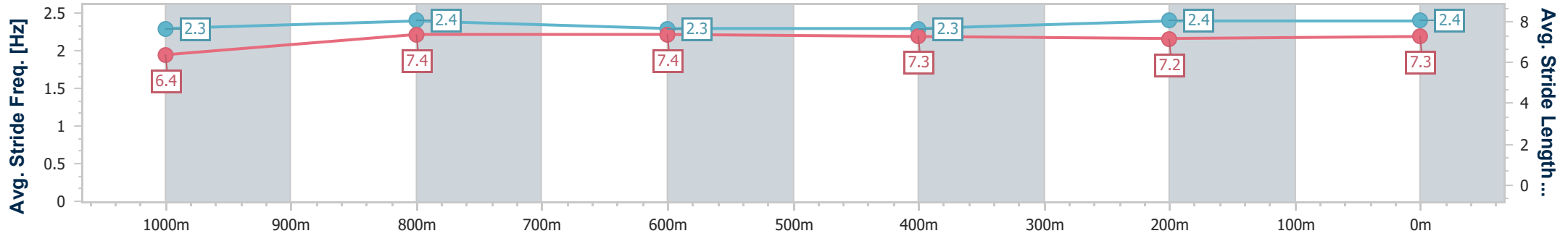
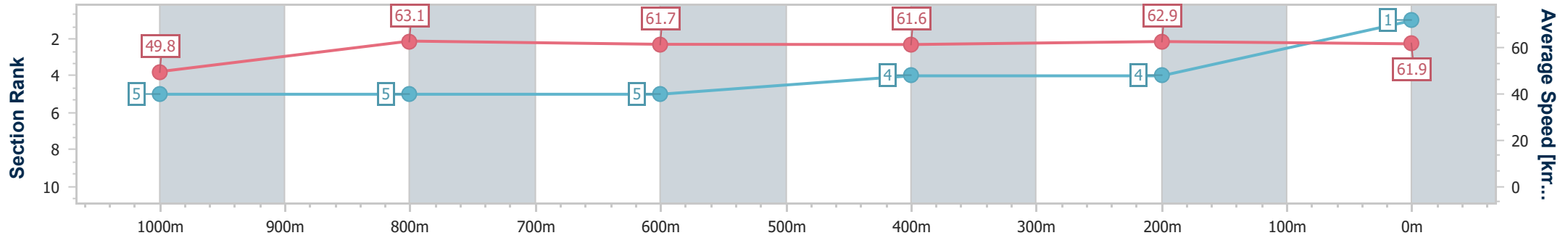
Toowoomba QLD Professional  
Race 7: BROWN & HURLEY KENWORTH CONSOLATION OPEN  
HANDICAP - 1200m



31 December 2022 - 21:14

Track Rating: Good 3, Weather: Overcast, Rail Position: True Entire

Section	Overall	1000m	800m	600m	400m	200m
Section Times	1:11.75 [1] (0:13.60)	0:58.15 [5] (0:11.45)	0:46.70 [5] (0:11.64)	0:35.06 [5] (0:11.79)	0:23.27 [4] (0:11.65)	0:11.62 [4] (0:11.62)
Average Speed [km/h]	49.8	63.1	61.7	61.6	62.9	61.9
Top Speed [km/h]	65.2	64.7	63.1	62.6	64.2	63.3
Avg. Dist. to Rail [m]	6.5	1.1	0.8	1.8	4.1	2.2
Avg. Stride Freq. [Hz]	2.3	2.4	2.3	2.3	2.4	2.4
Avg. Stride Length [m]	6.4	7.4	7.4	7.3	7.2	7.3



- [ ] Ranking at each section and finish
- .-.- No data available at this section
- NA No data available



Horse/Jockey Name	Five Oxford
Final Rank	2
Fastest Section Time (Section)	0:11.37 (1000m)
Top Speed [km/h] (Section)	65.9 (Overall)
Race State	Finished



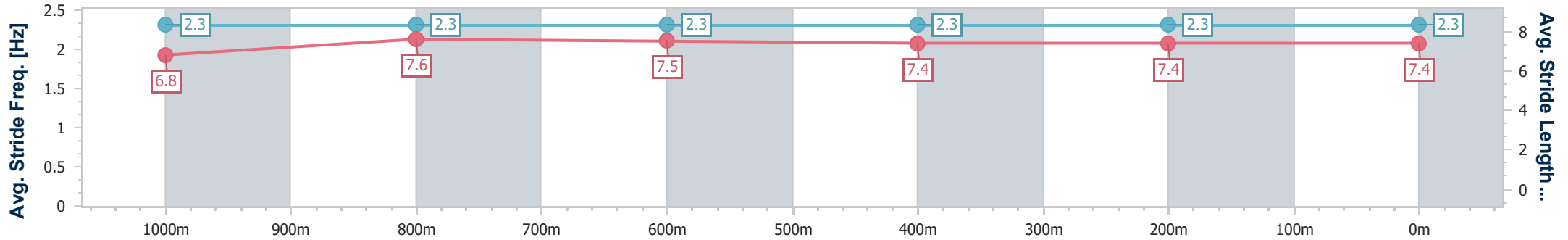
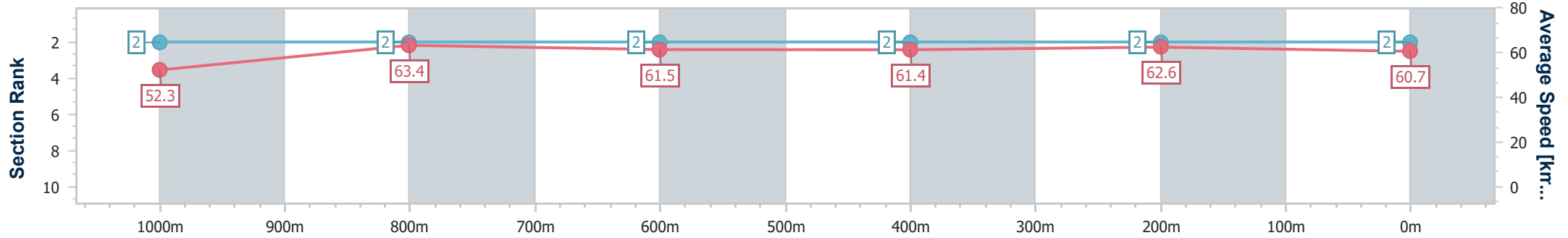
Toowoomba QLD Professional  
 Race 7: BROWN & HURLEY KENWORTH CONSOLATION OPEN  
 HANDICAP - 1200m



31 December 2022 - 21:14

Track Rating: Good 3, Weather: Overcast, Rail Position: True Entire

Section	Overall	1000m	800m	600m	400m	200m
Section Times	1:11.83 [2] (0:13.32)	0:58.51 [2] (0:11.37)	0:47.14 [2] (0:11.73)	0:35.41 [2] (0:11.91)	0:23.50 [2] (0:11.68)	0:11.82 [2] (0:11.82)
Average Speed [km/h]	52.3	63.4	61.5	61.4	62.6	60.7
Top Speed [km/h]	65.9	65.6	62.7	62.4	63.3	62.5
Avg. Dist. to Rail [m]	8.7	0.6	1.2	3.0	4.0	2.3
Avg. Stride Freq. [Hz]	2.3	2.3	2.3	2.3	2.3	2.3
Avg. Stride Length [m]	6.8	7.6	7.5	7.4	7.4	7.4



- [ ] Ranking at each section and finish
- .-.- No data available at this section
- NA No data available



Horse/Jockey Name	Spinning Spirit
Final Rank	3
Fastest Section Time (Section)	0:11.50 (1000m)
Top Speed [km/h] (Section)	66.2 (Overall)
Race State	Finished



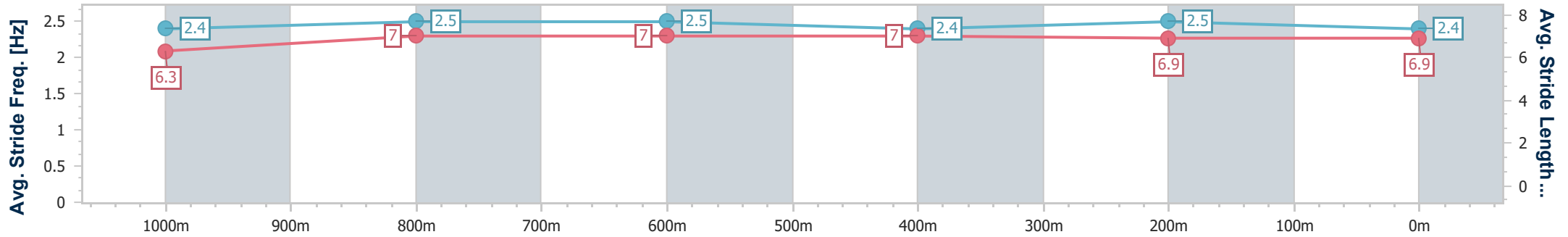
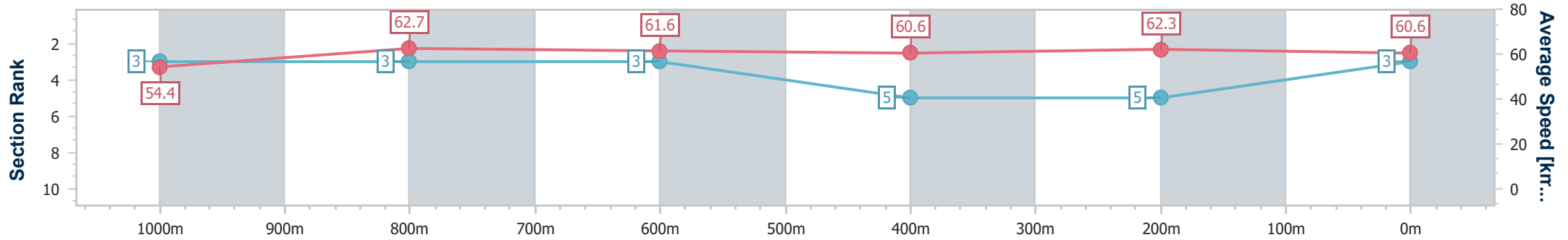
Toowoomba QLD Professional  
 Race 7: BROWN & HURLEY KENWORTH CONSOLATION OPEN  
 HANDICAP - 1200m



31 December 2022 - 21:14

Track Rating: Good 3, Weather: Overcast, Rail Position: True Entire

Section	Overall	1000m	800m	600m	400m	200m
Section Times	1:12.09 [3] (0:13.35)	0:58.74 [3] (0:11.50)	0:47.24 [3] (0:11.70)	0:35.54 [3] (0:12.05)	0:23.49 [5] (0:11.64)	0:11.85 [5] (0:11.85)
Average Speed [km/h]	54.4	62.7	61.6	60.6	62.3	60.6
Top Speed [km/h]	66.2	65.2	62.6	62.4	63.1	62.4
Avg. Dist. to Rail [m]	7.3	1.0	0.9	2.8	2.0	2.2
Avg. Stride Freq. [Hz]	2.4	2.5	2.5	2.4	2.5	2.4
Avg. Stride Length [m]	6.3	7.0	7.0	7.0	6.9	6.9



- [ ] Ranking at each section and finish
- .-.- No data available at this section
- NA No data available



Horse/Jockey Name	Dragon Miss
Final Rank	4
Fastest Section Time (Section)	0:11.35 (1000m)
Top Speed [km/h] (Section)	65.6 (1000m)
Race State	Finished



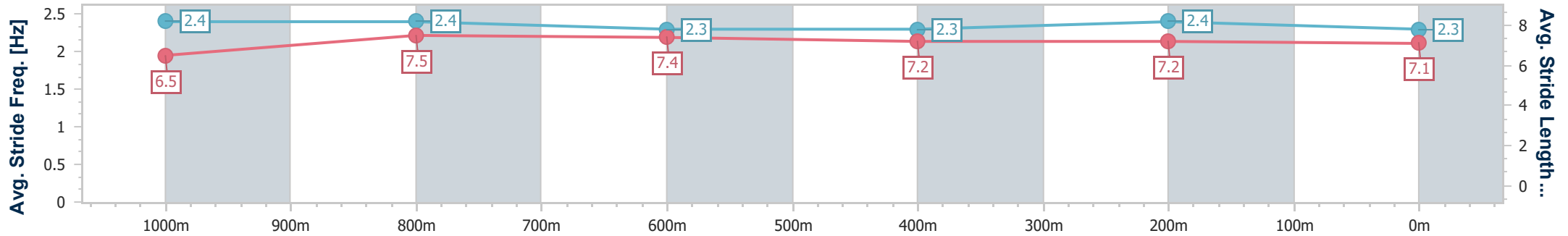
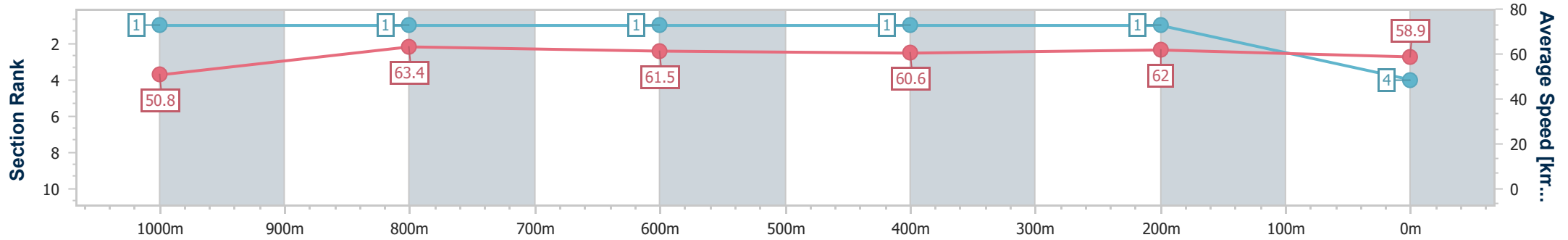
Toowoomba QLD Professional  
Race 7: BROWN & HURLEY KENWORTH CONSOLATION OPEN  
HANDICAP - 1200m



31 December 2022 - 21:14

Track Rating: Good 3, Weather: Overcast, Rail Position: True Entire

Section	Overall	1000m	800m	600m	400m	200m
Section Times	1:12.20 [4] (0:13.26)	0:58.94 [1] (0:11.35)	0:47.59 [1] (0:11.71)	0:35.88 [1] (0:11.94)	0:23.94 [1] (0:11.74)	0:12.20 [1] (0:12.20)
Average Speed [km/h]	50.8	63.4	61.5	60.6	62.0	58.9
Top Speed [km/h]	64.8	65.6	62.4	61.7	62.6	61.8
Avg. Dist. to Rail [m]	8.8	0.4	0.5	1.2	2.8	0.9
Avg. Stride Freq. [Hz]	2.4	2.4	2.3	2.3	2.4	2.3
Avg. Stride Length [m]	6.5	7.5	7.4	7.2	7.2	7.1



- [ ] Ranking at each section and finish
- .-.- No data available at this section
- NA No data available



Horse/Jockey Name	Winter Rain
Final Rank	5
Fastest Section Time (Section)	0:11.34 (1000m)
Top Speed [km/h] (Section)	65.5 (1000m)
Race State	Finished



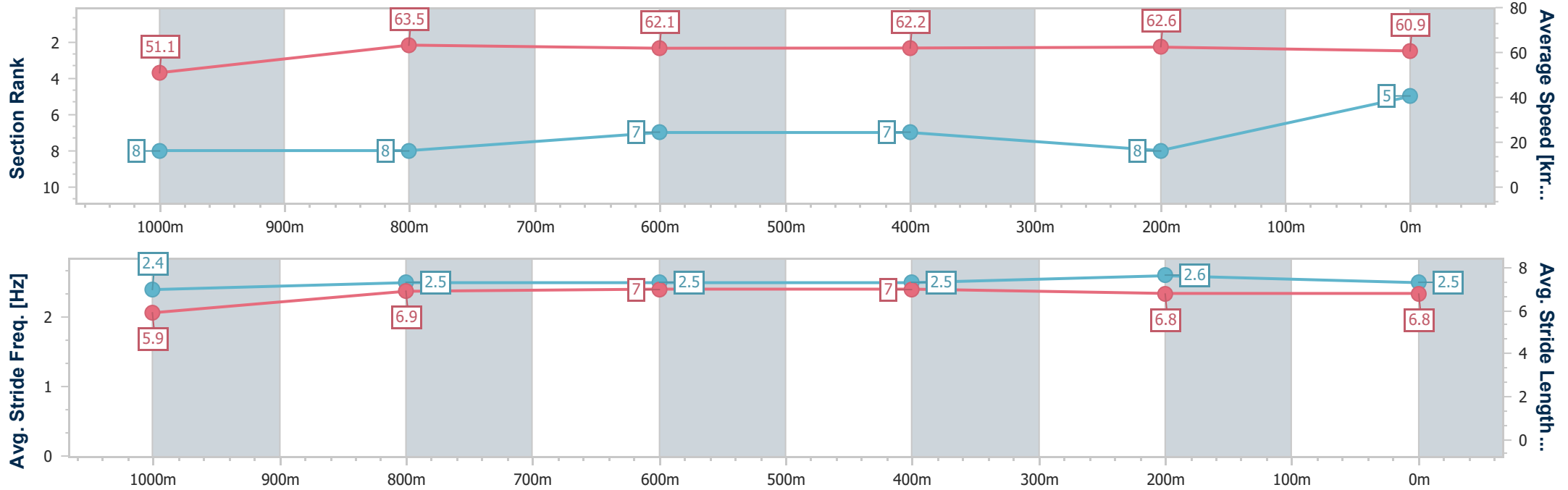
Toowoomba QLD Professional  
Race 7: BROWN & HURLEY KENWORTH CONSOLATION OPEN  
HANDICAP - 1200m



31 December 2022 - 21:14

Track Rating: Good 3, Weather: Overcast, Rail Position: True Entire

Section	Overall	1000m	800m	600m	400m	200m
Section Times	1:12.36 [5] (0:14.12)	0:58.24 [8] (0:11.34)	0:46.90 [8] (0:11.52)	0:35.38 [7] (0:11.79)	0:23.59 [7] (0:11.80)	0:11.79 [8] (0:11.79)
Average Speed [km/h]	51.1	63.5	62.1	62.2	62.6	60.9
Top Speed [km/h]	63.8	65.5	62.8	63.3	63.9	62.7
Avg. Dist. to Rail [m]	6.9	0.4	1.2	3.3	7.3	7.9
Avg. Stride Freq. [Hz]	2.4	2.5	2.5	2.5	2.6	2.5
Avg. Stride Length [m]	5.9	6.9	7.0	7.0	6.8	6.8



- [ ] Ranking at each section and finish
- .-.- No data available at this section
- NA No data available



Horse/Jockey Name	Moscini
Final Rank	6
Fastest Section Time (Section)	0:11.40 (1000m)
Top Speed [km/h] (Section)	65.4 (1000m)
Race State	Finished



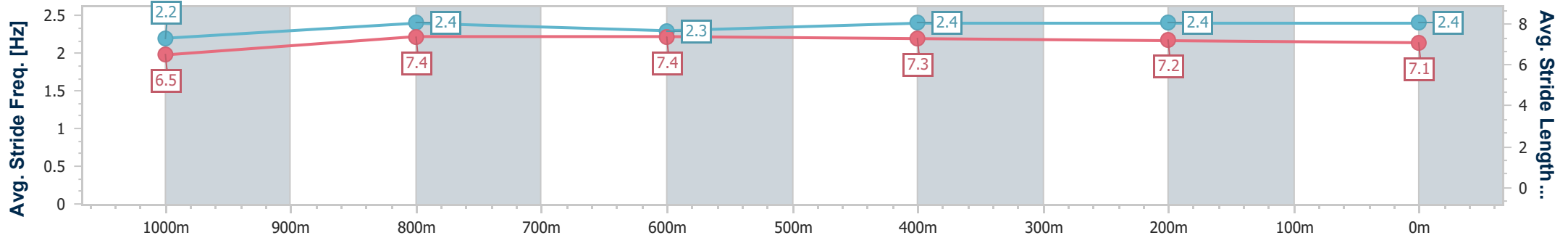
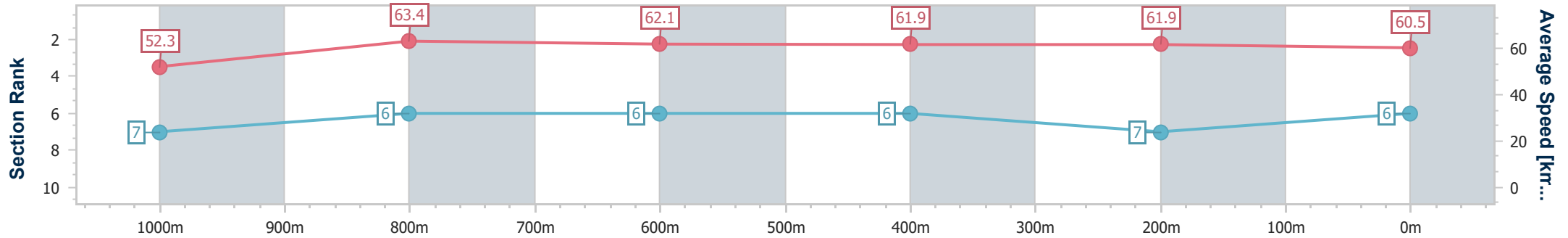
Toowoomba QLD Professional  
Race 7: BROWN & HURLEY KENWORTH CONSOLATION OPEN  
HANDICAP - 1200m



31 December 2022 - 21:14

Track Rating: Good 3, Weather: Overcast, Rail Position: True Entire

Section	Overall	1000m	800m	600m	400m	200m
Section Times	1:12.38 [6] (0:13.85)	0:58.53 [7] (0:11.40)	0:47.13 [6] (0:11.61)	0:35.52 [6] (0:11.81)	0:23.71 [6] (0:11.82)	0:11.89 [7] (0:11.89)
Average Speed [km/h]	52.3	63.4	62.1	61.9	61.9	60.5
Top Speed [km/h]	65.2	65.4	63.1	62.7	63.2	61.9
Avg. Dist. to Rail [m]	5.4	1.7	1.1	2.8	5.1	6.6
Avg. Stride Freq. [Hz]	2.2	2.4	2.3	2.4	2.4	2.4
Avg. Stride Length [m]	6.5	7.4	7.4	7.3	7.2	7.1



- [ ] Ranking at each section and finish
- .-.- No data available at this section
- NA No data available



Horse/Jockey Name	Ginger Rock
Final Rank	7
Fastest Section Time (Section)	0:11.57 (400m)
Top Speed [km/h] (Section)	64.3 (400m)
Race State	Finished



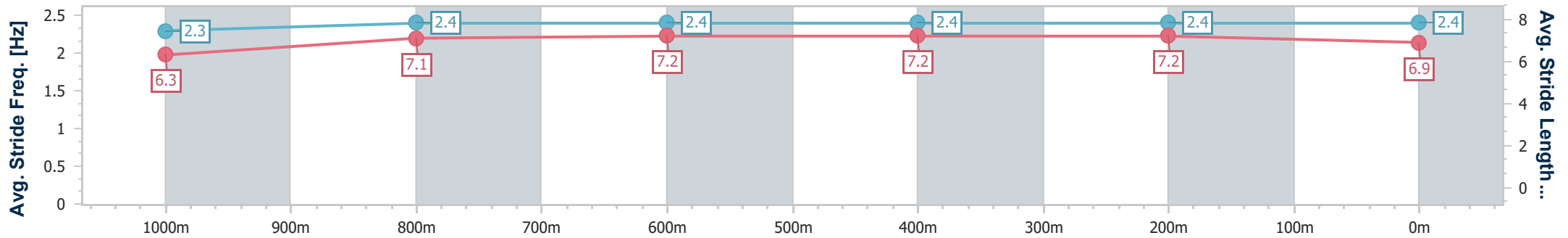
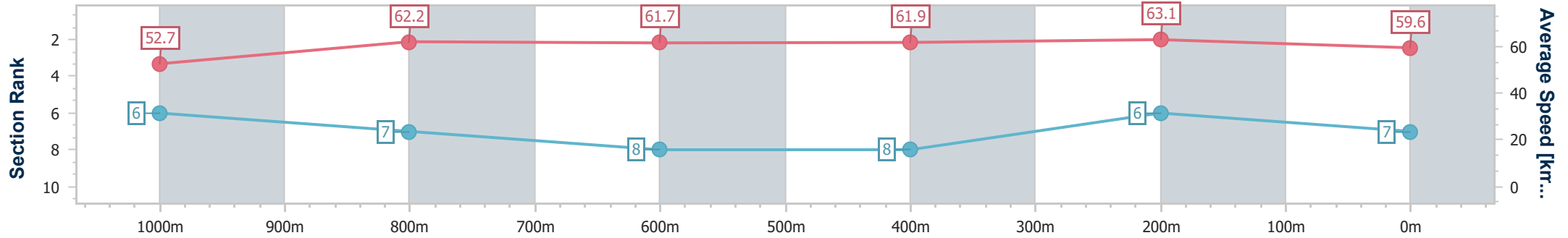
Toowoomba QLD Professional  
Race 7: BROWN & HURLEY KENWORTH CONSOLATION OPEN  
HANDICAP - 1200m



31 December 2022 - 21:14

Track Rating: Good 3, Weather: Overcast, Rail Position: True Entire

Section	Overall	1000m	800m	600m	400m	200m
Section Times	1:12.42 [7] (0:13.66)	0:58.76 [6] (0:11.61)	0:47.15 [7] (0:11.70)	0:35.45 [8] (0:11.82)	0:23.63 [8] (0:11.57)	0:12.06 [6] (0:12.06)
Average Speed [km/h]	52.7	62.2	61.7	61.9	63.1	59.6
Top Speed [km/h]	63.4	64.1	63.3	63.4	64.3	62.1
Avg. Dist. to Rail [m]	4.0	0.6	1.6	3.4	3.7	3.8
Avg. Stride Freq. [Hz]	2.3	2.4	2.4	2.4	2.4	2.4
Avg. Stride Length [m]	6.3	7.1	7.2	7.2	7.2	6.9



- [ ] Ranking at each section and finish
- .-.- No data available at this section
- NA No data available





Horse/Jockey Name	Getyourgreyon
Final Rank	8
Fastest Section Time (Section)	0:11.25 (1000m)
Top Speed [km/h] (Section)	66.0 (Overall)
Race State	Finished



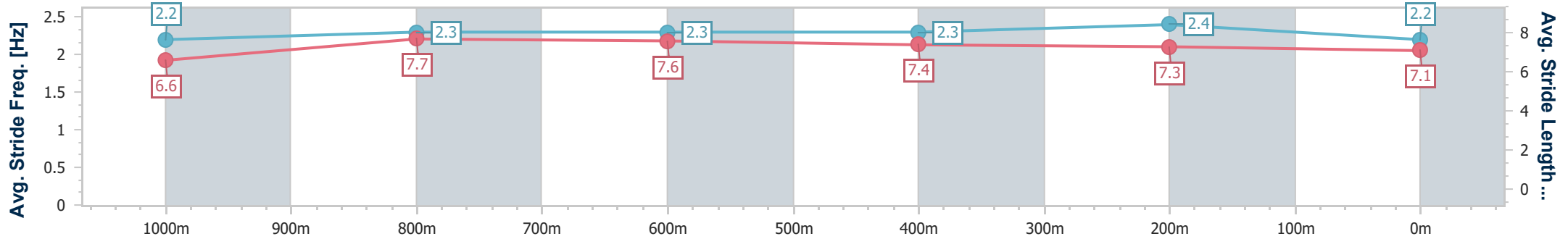
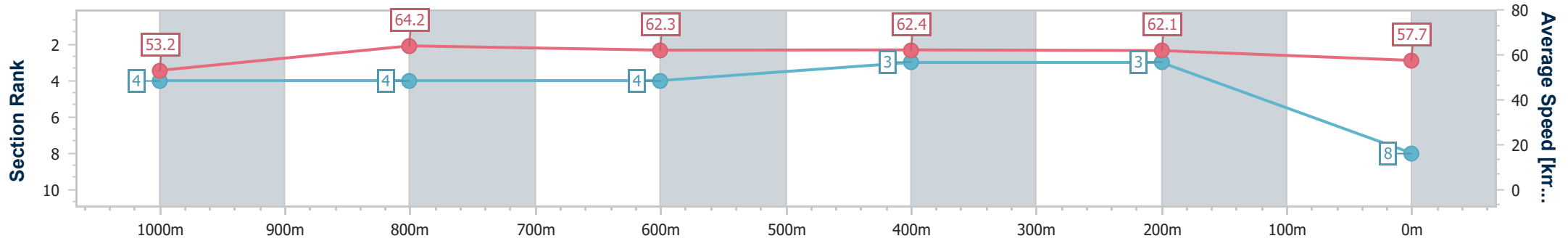
Toowoomba QLD Professional  
Race 7: BROWN & HURLEY KENWORTH CONSOLATION OPEN  
HANDICAP - 1200m



31 December 2022 - 21:14

Track Rating: Good 3, Weather: Overcast, Rail Position: True Entire

Section	Overall	1000m	800m	600m	400m	200m
Section Times	1:12.56 [8] (0:13.57)	0:58.99 [4] (0:11.25)	0:47.74 [4] (0:11.69)	0:36.05 [4] (0:11.83)	0:24.22 [3] (0:11.75)	0:12.47 [3] (0:12.47)
Average Speed [km/h]	53.2	64.2	62.3	62.4	62.1	57.7
Top Speed [km/h]	66.0	65.6	64.4	63.2	64.3	59.9
Avg. Dist. to Rail [m]	3.4	1.1	3.5	4.8	4.2	4.5
Avg. Stride Freq. [Hz]	2.2	2.3	2.3	2.3	2.4	2.2
Avg. Stride Length [m]	6.6	7.7	7.6	7.4	7.3	7.1



- [ ] Ranking at each section and finish
- .-.- No data available at this section
- NA No data available



Horse/Jockey Name	Semaphore Girl
Final Rank	9
Fastest Section Time (Section)	0:11.35 (1000m)
Top Speed [km/h] (Section)	65.5 (1000m)
Race State	Finished



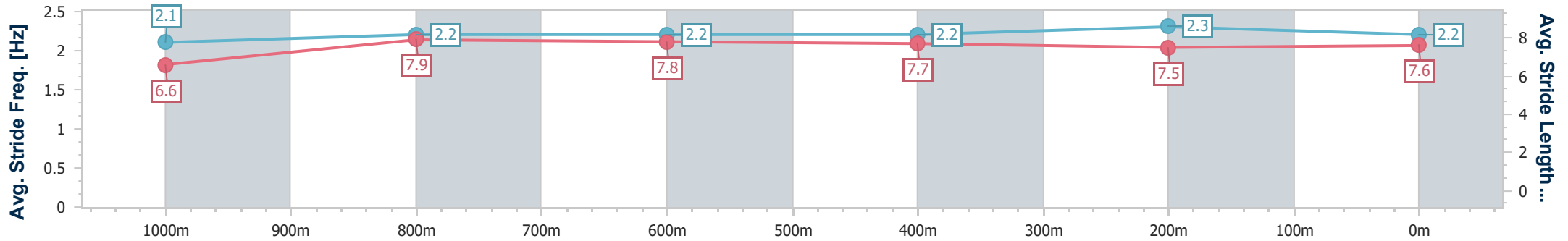
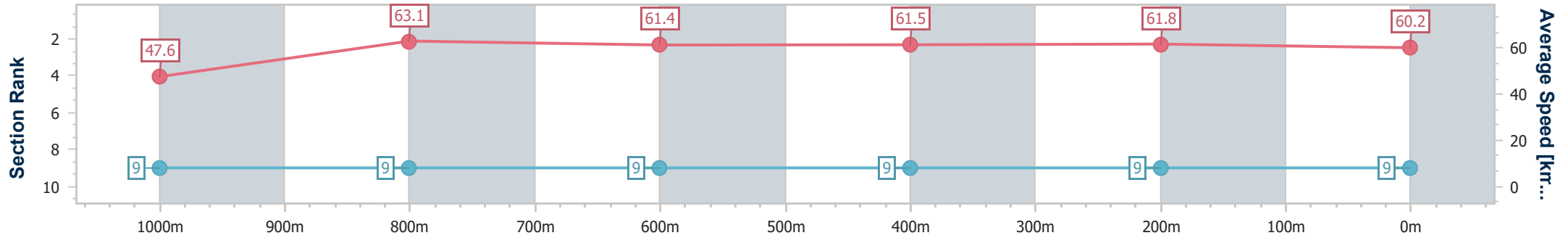
Toowoomba QLD Professional  
 Race 7: BROWN & HURLEY KENWORTH CONSOLATION OPEN  
 HANDICAP - 1200m



31 December 2022 - 21:14

Track Rating: Good 3, Weather: Overcast, Rail Position: True Entire

Section	Overall	1000m	800m	600m	400m	200m
Section Times	1:12.80 [9] (0:14.20)	0:58.60 [9] (0:11.35)	0:47.25 [9] (0:11.74)	0:35.51 [9] (0:11.84)	0:23.67 [9] (0:11.75)	0:11.92 [9] (0:11.92)
Average Speed [km/h]	47.6	63.1	61.4	61.5	61.8	60.2
Top Speed [km/h]	65.2	65.5	62.6	62.7	63.3	61.9
Avg. Dist. to Rail [m]	4.8	1.1	1.1	2.4	1.9	2.1
Avg. Stride Freq. [Hz]	2.1	2.2	2.2	2.2	2.3	2.2
Avg. Stride Length [m]	6.6	7.9	7.8	7.7	7.5	7.6



- [ ] Ranking at each section and finish
- .-.- No data available at this section
- NA No data available