



# Eagle Farm QLD Professional

## Race 8: BRC MEMBERSHIP PLUS Class 2 Handicap - 1845m

04 January 2023 - 17:42



BRISBANE  
RACING CLUB

Track Rating: Good 4, Weather: Fine, Rail Position: +9m Entire Course

Section														
Field Times														
Overall	1600m	1400m	1200m	1000m	800m	600m	Last 600m							
1:53.54 (0:17.01)	1:36.53 (0:11.79)	1:24.74 (0:11.95)	1:12.79 (0:12.44)	1:00.35 (0:12.34)	0:48.01 (0:11.99)	0:36.02 (0:11.61)	0:36.02							
Rank	TAB	Horse/Jockey	Barrier	Top Speed [km/h]	Fastest Section								Distance Travelled [m]	
1	1	HOLSTEIN Martin Harley	11	64.8 Overall	0:11.61 600m	1:53.54 [1] (0:17.09)	1:36.45 [2] (0:11.71)	1:24.74 [1] (0:11.95)	1:12.79 [1] (0:12.44)	1:00.35 [1] (0:12.34)	0:48.01 [1] (0:11.99)	0:36.02 [1] (0:11.61)	0:36.02	
2	8	RAMOKA Melea Castle	4	64.2 600m	0:11.54 400m	1:53.80 [2] (0:17.47)	1:36.33 [5] (0:12.08)	1:24.25 [6] (0:12.07)	1:12.18 [6] (0:12.22)	0:59.96 [6] (0:12.51)	0:47.45 [6] (0:11.79)	0:35.66 [6] (0:11.56)	0:35.66	+9
3	14	LUCAMOUR Anthony Allen	2	63.5 800m	0:11.66 400m	1:53.85 [3] (0:17.68)	1:36.17 [7] (0:11.98)	1:24.19 [7] (0:12.07)	1:12.12 [7] (0:12.29)	0:59.83 [7] (0:12.48)	0:47.35 [7] (0:11.70)	0:35.65 [7] (0:11.76)	0:35.65	-1
4	2	BEDFORD SQUARE Ben Thompson	3	66.2 600m	0:11.29 600m	1:53.94 [4] (0:18.30)	1:35.64 [11] (0:11.96)	1:23.68 [11] (0:12.20)	1:11.48 [12] (0:12.14)	0:59.34 [12] (0:12.55)	0:46.79 [12] (0:11.78)	0:35.01 [12] (0:11.29)	0:35.01	+7
5	5	PATMOS ISLAND Nathan Evans	6	63.6 400m	0:11.64 400m	1:53.99 [5] (0:17.27)	1:36.72 [4] (0:12.02)	1:24.70 [5] (0:12.05)	1:12.65 [5] (0:12.34)	1:00.31 [5] (0:12.45)	0:47.86 [5] (0:11.72)	0:36.14 [3] (0:11.72)	0:36.14	+3
6	7	KOPANGI Ryan Maloney	14	65.1 400m	0:11.31 400m	1:54.01 [6] (0:18.49)	1:35.52 [12] (0:11.80)	1:23.72 [12] (0:12.06)	1:11.66 [11] (0:12.27)	0:59.39 [11] (0:12.44)	0:46.95 [11] (0:11.70)	0:35.25 [11] (0:11.67)	0:35.25	+2
7	11	WILLNOTQUIT Jim Byrne	12	65.5 1600m	0:11.54 1600m	1:54.15 [7] (0:17.49)	1:36.66 [6] (0:11.54)	1:25.12 [3] (0:11.92)	1:13.20 [2] (0:12.44)	1:00.76 [2] (0:12.53)	0:48.23 [3] (0:11.87)	0:36.36 [2] (0:11.77)	0:36.36	+7
8	4	I PONDER Jaden Lloyd	1	63.4 800m	0:11.62 400m	1:54.29 [8] (0:17.98)	1:36.31 [9] (0:11.88)	1:24.43 [8] (0:12.12)	1:12.31 [8] (0:12.30)	1:00.01 [9] (0:12.39)	0:47.62 [9] (0:11.69)	0:35.93 [9] (0:11.75)	0:35.93	+0
9	6	PRICKLY POPPY Tiffani Brooker	8	62.3 1400m	0:11.85 600m	1:54.36 [9] (0:17.01)	1:37.35 [1] (0:11.98)	1:25.37 [2] (0:12.00)	1:13.37 [3] (0:12.36)	1:01.01 [3] (0:12.48)	0:48.53 [2] (0:12.01)	0:36.52 [4] (0:11.85)	0:36.52	+1
10	12	WITCH DAY Stephanie Thornton	5	65.2 400m	0:11.37 400m	1:54.49 [10] (0:18.02)	1:36.47 [10] (0:12.12)	1:24.35 [10] (0:12.15)	1:12.20 [10] (0:12.27)	0:59.93 [10] (0:12.48)	0:47.45 [10] (0:11.70)	0:35.75 [10] (0:11.61)	0:35.75	+5

Scratched: Jetfoil (#3), Milka (#9), Gracie Blue (#13), Serenade The Cat (#15)

Report Created: Wed 4 January 2023 17:57 GMT+1 (Note: Timing is based on position data)

Page 1/16

[ ] Ranking at each section and finish  
 -:-:- No data available at this section  
 NA No data available

SCN Saddle cloth number  
 DNF Did not finish  
 DNT Did not track

data processed by TRIPLES DATA



# Eagle Farm QLD Professional

## Race 8: BRC MEMBERSHIP PLUS Class 2 Handicap - 1845m

04 January 2023 - 17:42



BRISBANE  
RACING CLUB

Track Rating: Good 4, Weather: Fine, Rail Position: +9m Entire Course

Section	Overall	1600m	1400m	1200m	1000m	800m	600m	Last 600m						
Field Times	1:53.54 (0:17.01)	1:36.53 (0:11.79)	1:24.74 (0:11.95)	1:12.79 (0:12.44)	1:00.35 (0:12.34)	0:48.01 (0:11.99)	0:36.02 (0:11.61)	0:36.02	0:36.02					
Rank	TAB	Horse/Jockey	Barrier	Top Speed [km/h]	Fastest Section						Distance Travelled [m]			
11	10	HATTUSA Michael Cahill	9	63.3 400m	0:11.67 600m	1:55.12 [11] (0:17.78)	1:37.34 [8] (0:12.21)	1:25.13 [9] (0:12.06)	1:13.07 [9] (0:12.28)	1:00.79 [8] (0:12.32)	0:48.47 [8] (0:11.77)	0:36.70 [8] (0:11.67)	0:36.70	-3
12	16	GENERAL WOLFFE Nikita Beriman	10	79.0 Overall	0:11.92 1600m	1:57.26 [12] (0:17.23)	1:40.03 [3] (0:11.92)	1:28.11 [4] (0:12.13)	1:15.98 [4] (0:12.28)	1:03.70 [4] (0:12.48)	0:51.22 [4] (0:11.98)	0:39.24 [5] (0:12.08)	0:39.24	+16

Scratched: Jetfoil (#3), Milka (#9), Gracie Blue (#13), Serenade The Cat (#15)

[ ] Ranking at each section and finish  
 -:-:-:- No data available at this section  
 NA No data available

SCN Saddle cloth number  
 DNF Did not finish  
 DNT Did not track



# Eagle Farm QLD Professional

## Race 8: BRC MEMBERSHIP PLUS Class 2 Handicap - 1845m

04 January 2023 - 17:42



BRISBANE  
RACING CLUB

Track Rating: Good 4, Weather: Fine, Rail Position: +9m Entire Course

Section				400m	200m			Last 600m		
Field Times				0:24.41 (0:11.73)	0:12.68 (0:12.68)			0:36.02		
Rank	TAB	Horse/Jockey	Barrier	Top Speed [km/h]	Fastest Section	Margin				Distance Travelled [m]
1	1	<b>HOLSTEIN</b> Martin Harley	11	64.8 Overall	0:11.61 600m	0:24.41 [1] (0:11.73)	0:12.68 [1] (0:12.68)	1:53.54	0:36.02	
2	8	<b>RAMOKA</b> Melea Castle	4	64.2 600m	0:11.54 400m	0:24.10 [5] (0:11.54)	0:12.56 [4] (0:12.56)	1.54L	0:35.66 +9	
3	14	<b>LUCAMOUR</b> Anthony Allen	2	63.5 800m	0:11.66 400m	0:23.89 [6] (0:11.66)	0:12.23 [7] (0:12.23)	1.86L	0:35.65 -1	
4	2	<b>BEDFORD SQUARE</b> Ben Thompson	3	66.2 600m	0:11.29 600m	0:23.72 [10] (0:11.29)	0:12.43 [5] (0:12.43)	2.39L	0:35.01 +7	
5	5	<b>PATMOS ISLAND</b> Nathan Evans	6	63.6 400m	0:11.64 400m	0:24.42 [3] (0:11.64)	0:12.78 [2] (0:12.78)	2.67L	0:36.14 +3	
6	7	<b>KOPANGI</b> Ryan Maloney	14	65.1 400m	0:11.31 400m	0:23.58 [12] (0:11.31)	0:12.27 [9] (0:12.27)	2.81L	0:35.25 +2	
7	11	<b>WILLNOTQUIT</b> Jim Byrne	12	65.5 1600m	0:11.54 1600m	0:24.59 [2] (0:11.78)	0:12.81 [3] (0:12.81)	3.58L	0:36.36 +7	
8	4	<b>I PONDER</b> Jaden Lloyd	1	63.4 800m	0:11.62 400m	0:24.18 [9] (0:11.62)	0:12.56 [11] (0:12.56)	4.45L	0:35.93 +0	
9	6	<b>PRICKLY POPPY</b> Tiffani Brooker	8	62.3 1400m	0:11.85 600m	0:24.67 [4] (0:11.91)	0:12.76 [6] (0:12.76)	4.86L	0:36.52 +1	
10	12	<b>WITCH DAY</b> Stephanie Thornton	5	65.2 400m	0:11.37 400m	0:24.14 [11] (0:11.37)	0:12.77 [8] (0:12.77)	5.61L	0:35.75 +5	

Scratched: Jetfoil (#3), Milka (#9), Gracie Blue (#13), Serenade The Cat (#15)

[ ] Ranking at each section and finish  
 -:-:- No data available at this section  
 NA No data available

SCN Saddle cloth number  
 DNF Did not finish  
 DNT Did not track



# Eagle Farm QLD Professional

Race 8: BRC MEMBERSHIP PLUS Class 2 Handicap - 1845m

04 January 2023 - 17:42



BRISBANE  
RACING CLUB

Track Rating: Good 4, Weather: Fine, Rail Position: +9m Entire Course

Section		400m	200m			Last 600m		
Field Times		0:24.41 (0:11.73)	0:12.68 (0:12.68)			0:36.02		
Rank	TAB Horse/Jockey	Barrier	Top Speed [km/h]	Fastest Section	Margin		Distance Travelled [m]	
11	10 HATTUSA Michael Cahill	9	63.3 400m	0:11.67 600m	0:25.03 [8] (0:11.70)	0:13.33 [10] (0:13.33)	9.31L	0:36.70 -3
12	16 GENERAL WOLFFE Nikita Beriman	10	79.0 Overall	0:11.92 1600m	0:27.16 [7] (0:12.24)	0:14.92 [12] (0:14.92)	21.88L	0:39.24 +16

Scratched: Jetfoil (#3), Milka (#9), Gracie Blue (#13), Serenade The Cat (#15)

[ ] Ranking at each section and finish  
 -:-:- No data available at this section  
 NA No data available

SCN Saddle cloth number  
 DNF Did not finish  
 DNT Did not track



Horse/Jockey Name	Holstein
Final Rank	1
Fastest Section Time (Section)	0:11.61 (600m)
Top Speed [km/h] (Section)	64.8 (Overall)
Race State	Finished

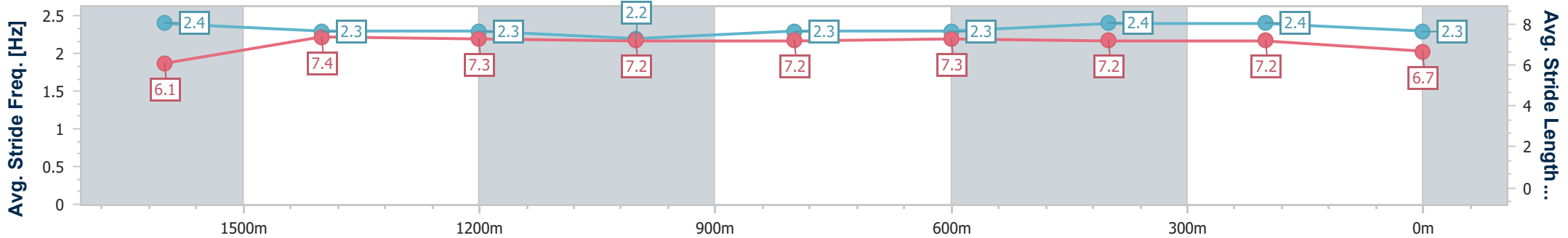
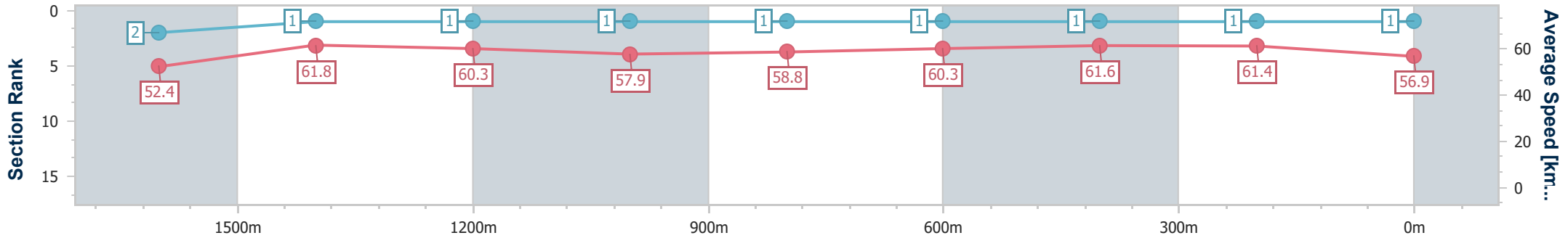


Eagle Farm QLD Professional  
 Race 8: BRC MEMBERSHIP PLUS Class 2 Handicap - 1845m  
 04 January 2023 - 17:42  
 Track Rating: Good 4, Weather: Fine, Rail Position: +9m Entire Course



BRISBANE RACING CLUB

Section	Overall	1600m	1400m	1200m	1000m	800m	600m	400m	200m
Section Times	1:53.54 [1] (0:17.09)	1:36.45 [2] (0:11.71)	1:24.74 [1] (0:11.95)	1:12.79 [1] (0:12.44)	1:00.35 [1] (0:12.34)	0:48.01 [1] (0:11.99)	0:36.02 [1] (0:11.61)	0:24.41 [1] (0:11.73)	0:12.68 [1] (0:12.68)
Average Speed [km/h]	52.4	61.8	60.3	57.9	58.8	60.3	61.6	61.4	56.9
Top Speed [km/h]	64.8	63.0	62.3	59.1	60.5	62.1	62.7	63.1	59.6
Avg. Dist. to Rail [m]	5.7	1.5	1.2	1.1	1.6	0.9	1.1	0.5	1.2
Avg. Stride Freq. [Hz]	2.4	2.3	2.3	2.2	2.3	2.3	2.4	2.4	2.3
Avg. Stride Length [m]	6.1	7.4	7.3	7.2	7.2	7.3	7.2	7.2	6.7



- [ ] Ranking at each section and finish
- .-.- No data available at this section
- NA No data available



Horse/Jockey Name	Ramoka
Final Rank	2
Fastest Section Time (Section)	0:11.54 (400m)
Top Speed [km/h] (Section)	64.2 (600m)
Race State	Finished

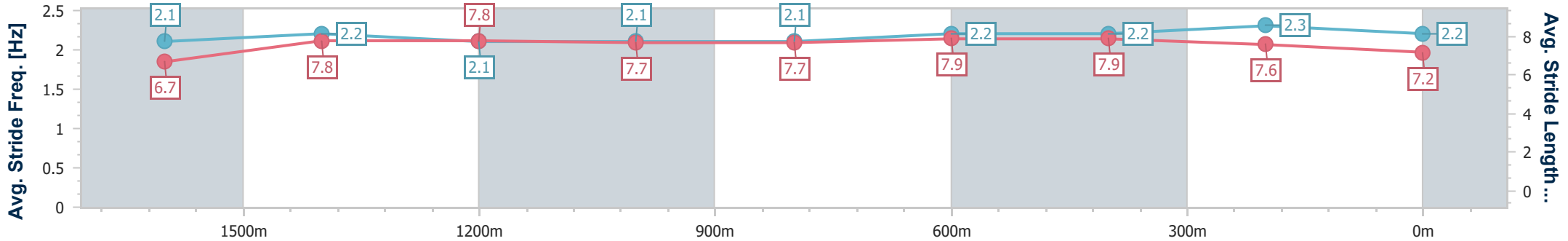
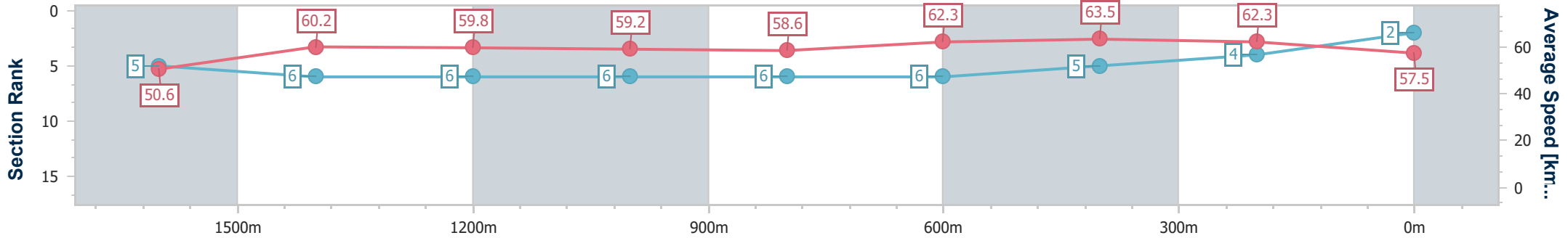


Eagle Farm QLD Professional  
 Race 8: BRC MEMBERSHIP PLUS Class 2 Handicap - 1845m  
 04 January 2023 - 17:42  
 Track Rating: Good 4, Weather: Fine, Rail Position: +9m Entire Course



BRISBANE RACING CLUB

Section	Overall	1600m	1400m	1200m	1000m	800m	600m	400m	200m
Section Times	1:53.80 [2] (0:17.47)	1:36.33 [5] (0:12.08)	1:24.25 [6] (0:12.07)	1:12.18 [6] (0:12.22)	0:59.96 [6] (0:12.51)	0:47.45 [6] (0:11.79)	0:35.66 [6] (0:11.56)	0:24.10 [5] (0:11.54)	0:12.56 [4] (0:12.56)
Average Speed [km/h]	50.6	60.2	59.8	59.2	58.6	62.3	63.5	62.3	57.5
Top Speed [km/h]	62.4	61.1	61.3	61.3	60.3	63.6	64.2	63.8	59.8
Avg. Dist. to Rail [m]	2.1	2.6	3.5	3.5	4.1	4.4	3.9	6.9	7.6
Avg. Stride Freq. [Hz]	2.1	2.2	2.1	2.1	2.1	2.2	2.2	2.3	2.2
Avg. Stride Length [m]	6.7	7.8	7.8	7.7	7.7	7.9	7.9	7.6	7.2



- [ ] Ranking at each section and finish
- .-.- No data available at this section
- NA No data available



Horse/Jockey Name	Lucamour
Final Rank	3
Fastest Section Time (Section)	0:11.66 (400m)
Top Speed [km/h] (Section)	63.5 (800m)
Race State	Finished



Eagle Farm QLD Professional

Race 8: BRC MEMBERSHIP PLUS Class 2 Handicap - 1845m

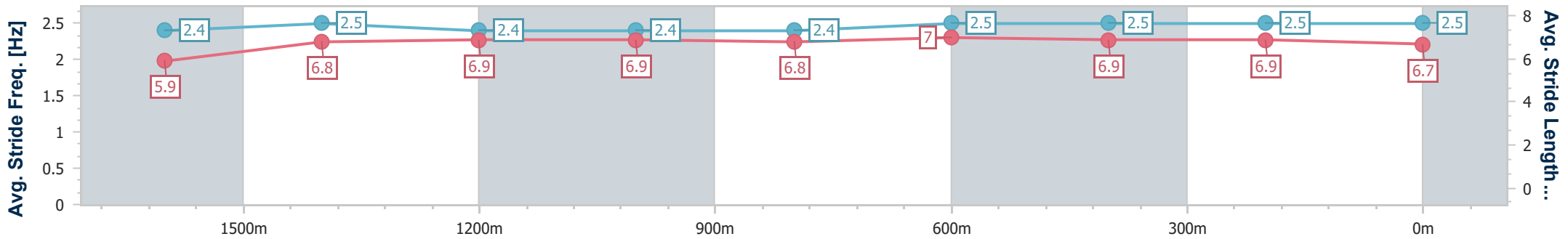
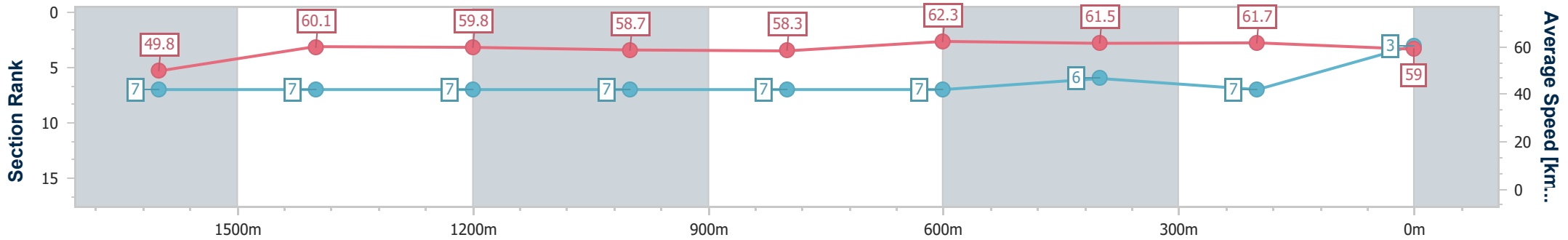
04 January 2023 - 17:42

Track Rating: Good 4, Weather: Fine, Rail Position: +9m Entire Course



BRISBANE RACING CLUB

Section	Overall	1600m	1400m	1200m	1000m	800m	600m	400m	200m
Section Times	1:53.85 [3] (0:17.68)	1:36.17 [7] (0:11.98)	1:24.19 [7] (0:12.07)	1:12.12 [7] (0:12.29)	0:59.83 [7] (0:12.48)	0:47.35 [7] (0:11.70)	0:35.65 [7] (0:11.76)	0:23.89 [6] (0:11.66)	0:12.23 [7] (0:12.23)
Average Speed [km/h]	49.8	60.1	59.8	58.7	58.3	62.3	61.5	61.7	59.0
Top Speed [km/h]	59.9	60.9	61.2	60.0	60.0	63.5	62.3	62.4	61.7
Avg. Dist. to Rail [m]	1.5	0.3	1.2	2.1	2.2	2.4	1.1	2.8	3.3
Avg. Stride Freq. [Hz]	2.4	2.5	2.4	2.4	2.4	2.5	2.5	2.5	2.5
Avg. Stride Length [m]	5.9	6.8	6.9	6.9	6.8	7.0	6.9	6.9	6.7



- [ ] Ranking at each section and finish
- .-.- No data available at this section
- NA No data available



Horse/Jockey Name	Bedford Square
Final Rank	4
Fastest Section Time (Section)	0:11.29 (600m)
Top Speed [km/h] (Section)	66.2 (600m)
Race State	Finished



Eagle Farm QLD Professional

Race 8: BRC MEMBERSHIP PLUS Class 2 Handicap - 1845m

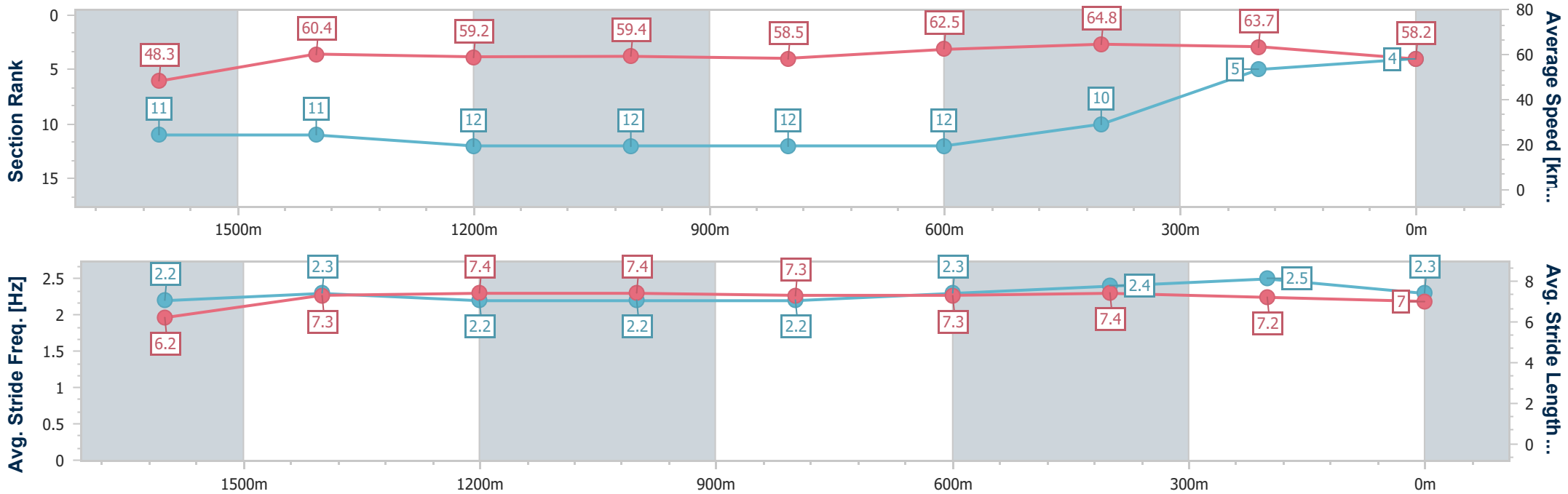
04 January 2023 - 17:42

Track Rating: Good 4, Weather: Fine, Rail Position: +9m Entire Course



BRISBANE RACING CLUB

Section	Overall	1600m	1400m	1200m	1000m	800m	600m	400m	200m
Section Times	1:53.94 [4] (0:18.30)	1:35.64 [11] (0:11.96)	1:23.68 [11] (0:12.20)	1:11.48 [12] (0:12.14)	0:59.34 [12] (0:12.55)	0:46.79 [12] (0:11.78)	0:35.01 [12] (0:11.29)	0:23.72 [10] (0:11.29)	0:12.43 [5] (0:12.43)
Average Speed [km/h]	48.3	60.4	59.2	59.4	58.5	62.5	64.8	63.7	58.2
Top Speed [km/h]	59.8	61.8	60.1	60.3	60.2	65.3	66.2	65.8	60.8
Avg. Dist. to Rail [m]	1.2	1.4	2.2	2.5	4.1	4.8	3.5	9.6	9.0
Avg. Stride Freq. [Hz]	2.2	2.3	2.2	2.2	2.2	2.3	2.4	2.5	2.3
Avg. Stride Length [m]	6.2	7.3	7.4	7.4	7.3	7.3	7.4	7.2	7.0



- [ ] Ranking at each section and finish
- .-.- No data available at this section
- NA No data available





Horse/Jockey Name	Patmos Island
Final Rank	5
Fastest Section Time (Section)	0:11.64 (400m)
Top Speed [km/h] (Section)	63.6 (400m)
Race State	Finished



Eagle Farm QLD Professional

Race 8: BRC MEMBERSHIP PLUS Class 2 Handicap - 1845m

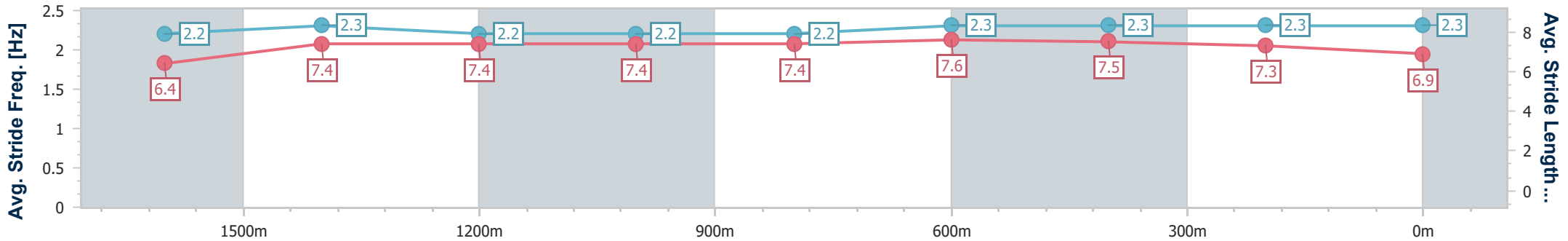
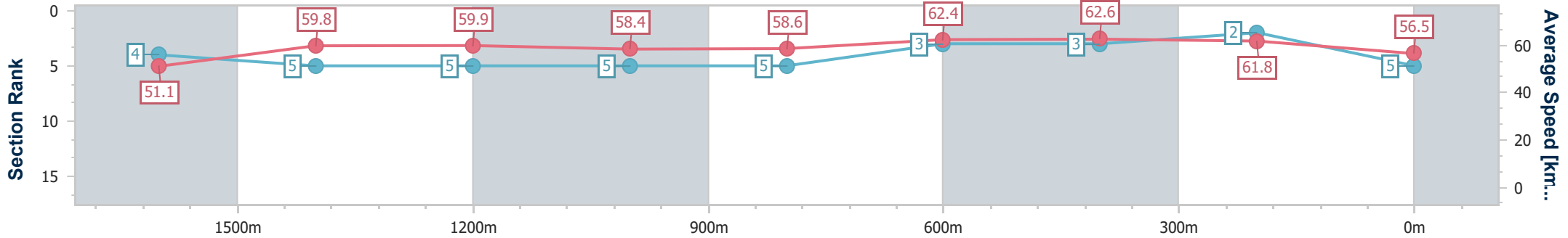
04 January 2023 - 17:42

Track Rating: Good 4, Weather: Fine, Rail Position: +9m Entire Course



BRISBANE RACING CLUB

Section	Overall	1600m	1400m	1200m	1000m	800m	600m	400m	200m
Section Times	1:53.99 [5] (0:17.27)	1:36.72 [4] (0:12.02)	1:24.70 [5] (0:12.05)	1:12.65 [5] (0:12.34)	1:00.31 [5] (0:12.45)	0:47.86 [5] (0:11.72)	0:36.14 [3] (0:11.72)	0:24.42 [3] (0:11.64)	0:12.78 [2] (0:12.78)
Average Speed [km/h]	51.1	59.8	59.9	58.4	58.6	62.4	62.6	61.8	56.5
Top Speed [km/h]	61.2	61.4	61.9	59.7	62.3	63.0	63.3	63.6	59.5
Avg. Dist. to Rail [m]	3.0	0.4	1.1	1.9	2.7	3.3	3.6	3.3	2.7
Avg. Stride Freq. [Hz]	2.2	2.3	2.2	2.2	2.2	2.3	2.3	2.3	2.3
Avg. Stride Length [m]	6.4	7.4	7.4	7.4	7.4	7.6	7.5	7.3	6.9



- [ ] Ranking at each section and finish
- .-.- No data available at this section
- NA No data available



Horse/Jockey Name	Kopangi
Final Rank	6
Fastest Section Time (Section)	0:11.31 (400m)
Top Speed [km/h] (Section)	65.1 (400m)
Race State	Finished



Eagle Farm QLD Professional

Race 8: BRC MEMBERSHIP PLUS Class 2 Handicap - 1845m

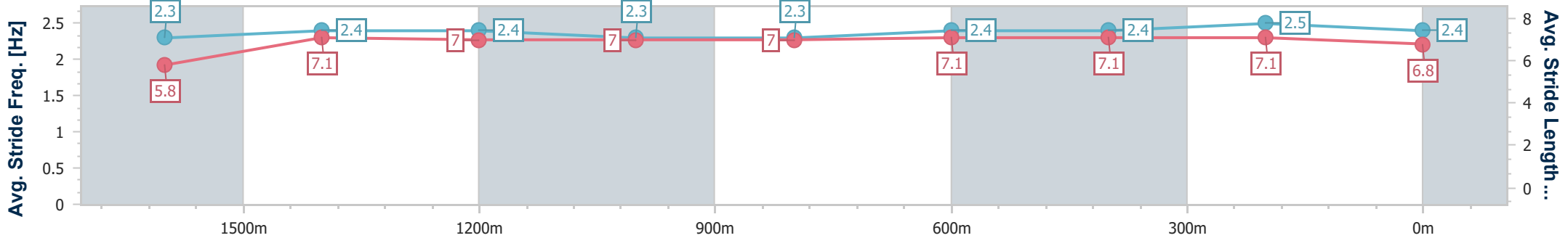
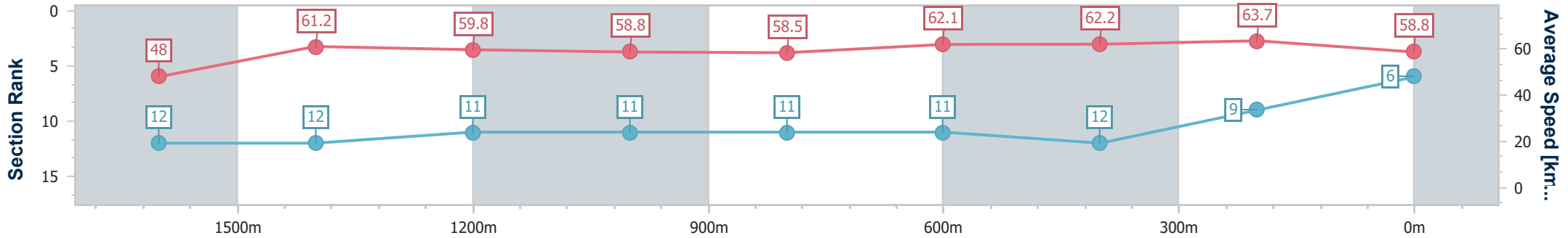
04 January 2023 - 17:42

Track Rating: Good 4, Weather: Fine, Rail Position: +9m Entire Course



BRISBANE RACING CLUB

Section	Overall	1600m	1400m	1200m	1000m	800m	600m	400m	200m
Section Times	1:54.01 [6] (0:18.49)	1:35.52 [12] (0:11.80)	1:23.72 [12] (0:12.06)	1:11.66 [11] (0:12.27)	0:59.39 [11] (0:12.44)	0:46.95 [11] (0:11.70)	0:35.25 [11] (0:11.67)	0:23.58 [12] (0:11.31)	0:12.27 [9] (0:12.27)
Average Speed [km/h]	48.0	61.2	59.8	58.8	58.5	62.1	62.2	63.7	58.8
Top Speed [km/h]	61.3	62.9	61.4	60.3	61.2	64.6	64.6	65.1	61.1
Avg. Dist. to Rail [m]	4.5	1.3	1.7	1.7	2.3	2.3	1.6	1.2	0.4
Avg. Stride Freq. [Hz]	2.3	2.4	2.4	2.3	2.3	2.4	2.4	2.5	2.4
Avg. Stride Length [m]	5.8	7.1	7.0	7.0	7.0	7.1	7.1	7.1	6.8



- [ ] Ranking at each section and finish
- .-.- No data available at this section
- NA No data available



Horse/Jockey Name	Willnotquit
Final Rank	7
Fastest Section Time (Section)	0:11.54 (1600m)
Top Speed [km/h] (Section)	65.5 (1600m)
Race State	Finished

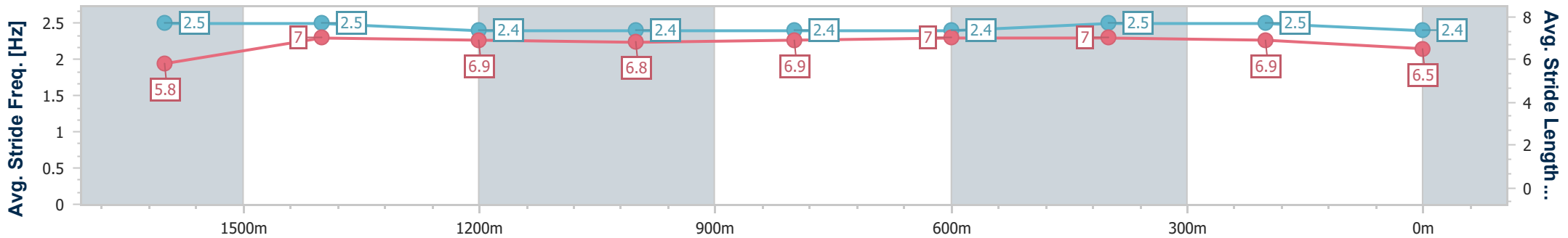
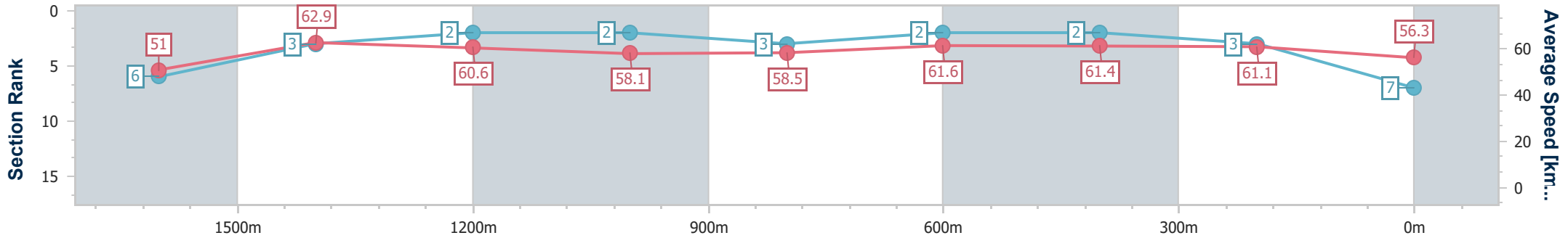


Eagle Farm QLD Professional  
 Race 8: BRC MEMBERSHIP PLUS Class 2 Handicap - 1845m  
 04 January 2023 - 17:42  
 Track Rating: Good 4, Weather: Fine, Rail Position: +9m Entire Course



BRISBANE RACING CLUB

Section	Overall	1600m	1400m	1200m	1000m	800m	600m	400m	200m
Section Times	1:54.15 [7] (0:17.49)	1:36.66 [6] (0:11.54)	1:25.12 [3] (0:11.92)	1:13.20 [2] (0:12.44)	1:00.76 [2] (0:12.53)	0:48.23 [3] (0:11.87)	0:36.36 [2] (0:11.77)	0:24.59 [2] (0:11.78)	0:12.81 [3] (0:12.81)
Average Speed [km/h]	51.0	62.9	60.6	58.1	58.5	61.6	61.4	61.1	56.3
Top Speed [km/h]	61.2	65.5	63.9	59.4	60.7	62.9	63.1	63.1	59.2
Avg. Dist. to Rail [m]	5.4	3.0	4.4	3.3	3.6	3.5	0.9	1.6	0.5
Avg. Stride Freq. [Hz]	2.5	2.5	2.4	2.4	2.4	2.4	2.5	2.5	2.4
Avg. Stride Length [m]	5.8	7.0	6.9	6.8	6.9	7.0	7.0	6.9	6.5



- [ ] Ranking at each section and finish
- .-.- No data available at this section
- NA No data available



Horse/Jockey Name	I Ponder
Final Rank	8
Fastest Section Time (Section)	0:11.62 (400m)
Top Speed [km/h] (Section)	63.4 (800m)
Race State	Finished

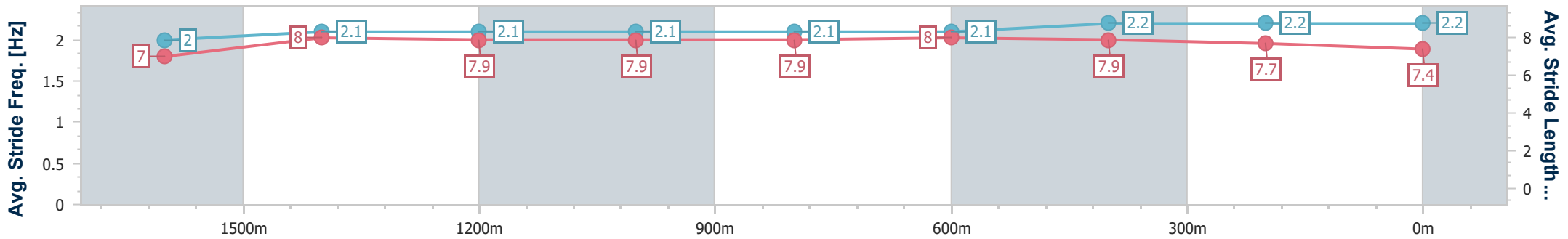
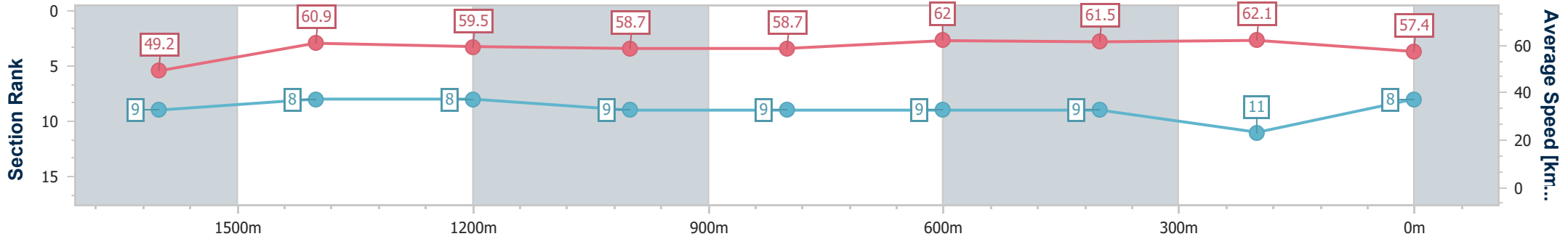


Eagle Farm QLD Professional  
 Race 8: BRC MEMBERSHIP PLUS Class 2 Handicap - 1845m  
 04 January 2023 - 17:42  
 Track Rating: Good 4, Weather: Fine, Rail Position: +9m Entire Course



BRISBANE RACING CLUB

Section	Overall	1600m	1400m	1200m	1000m	800m	600m	400m	200m
Section Times	1:54.29 [8] (0:17.98)	1:36.31 [9] (0:11.88)	1:24.43 [8] (0:12.12)	1:12.31 [8] (0:12.30)	1:00.01 [9] (0:12.39)	0:47.62 [9] (0:11.69)	0:35.93 [9] (0:11.75)	0:24.18 [9] (0:11.62)	0:12.56 [11] (0:12.56)
Average Speed [km/h]	49.2	60.9	59.5	58.7	58.7	62.0	61.5	62.1	57.4
Top Speed [km/h]	59.7	61.8	60.5	60.2	59.9	63.4	63.3	63.2	60.3
Avg. Dist. to Rail [m]	1.3	1.2	1.7	1.9	2.0	1.5	0.9	2.5	4.7
Avg. Stride Freq. [Hz]	2.0	2.1	2.1	2.1	2.1	2.1	2.2	2.2	2.2
Avg. Stride Length [m]	7.0	8.0	7.9	7.9	7.9	8.0	7.9	7.7	7.4



- [ ] Ranking at each section and finish
- .-.- No data available at this section
- NA No data available



Horse/Jockey Name	Prickly Poppy
Final Rank	9
Fastest Section Time (Section)	0:11.85 (600m)
Top Speed [km/h] (Section)	62.3 (1400m)
Race State	Finished



Eagle Farm QLD Professional

Race 8: BRC MEMBERSHIP PLUS Class 2 Handicap - 1845m

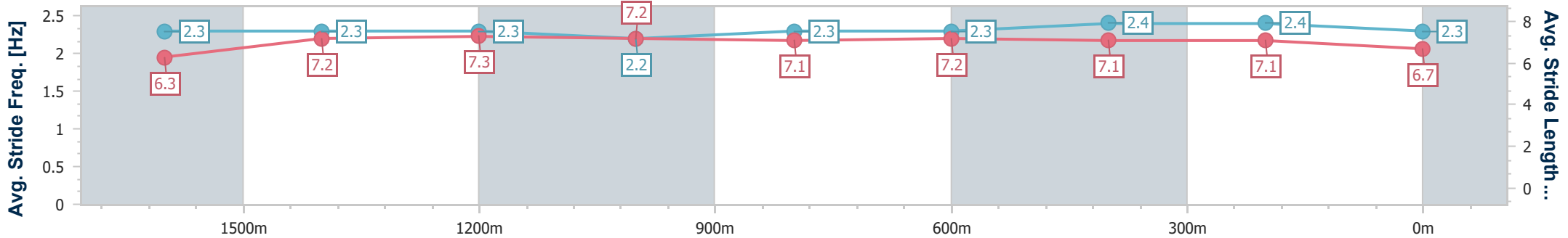
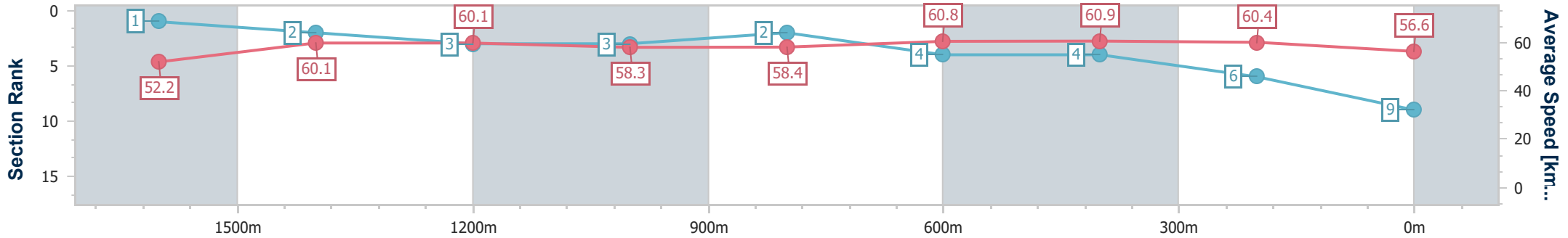
04 January 2023 - 17:42

Track Rating: Good 4, Weather: Fine, Rail Position: +9m Entire Course



BRISBANE RACING CLUB

Section	Overall	1600m	1400m	1200m	1000m	800m	600m	400m	200m
Section Times	1:54.36 [9] (0:17.01)	1:37.35 [1] (0:11.98)	1:25.37 [2] (0:12.00)	1:13.37 [3] (0:12.36)	1:01.01 [3] (0:12.48)	0:48.53 [2] (0:12.01)	0:36.52 [4] (0:11.85)	0:24.67 [4] (0:11.91)	0:12.76 [6] (0:12.76)
Average Speed [km/h]	52.2	60.1	60.1	58.3	58.4	60.8	60.9	60.4	56.6
Top Speed [km/h]	61.9	62.2	62.3	60.1	61.3	61.7	62.1	62.2	57.9
Avg. Dist. to Rail [m]	3.6	0.2	0.5	0.8	2.9	3.1	0.5	0.3	0.8
Avg. Stride Freq. [Hz]	2.3	2.3	2.3	2.2	2.3	2.3	2.4	2.4	2.3
Avg. Stride Length [m]	6.3	7.2	7.3	7.2	7.1	7.2	7.1	7.1	6.7



- [ ] Ranking at each section and finish
- .-.- No data available at this section
- NA No data available



Horse/Jockey Name	Witch Day
Final Rank	10
Fastest Section Time (Section)	0:11.37 (400m)
Top Speed [km/h] (Section)	65.2 (400m)
Race State	Finished

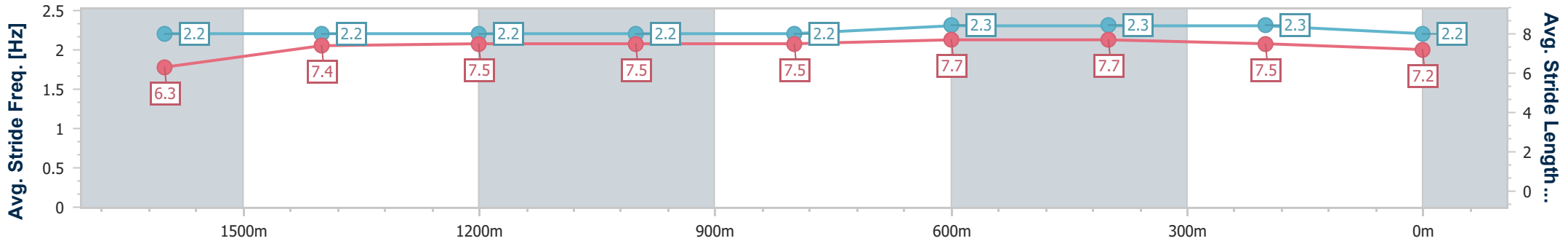
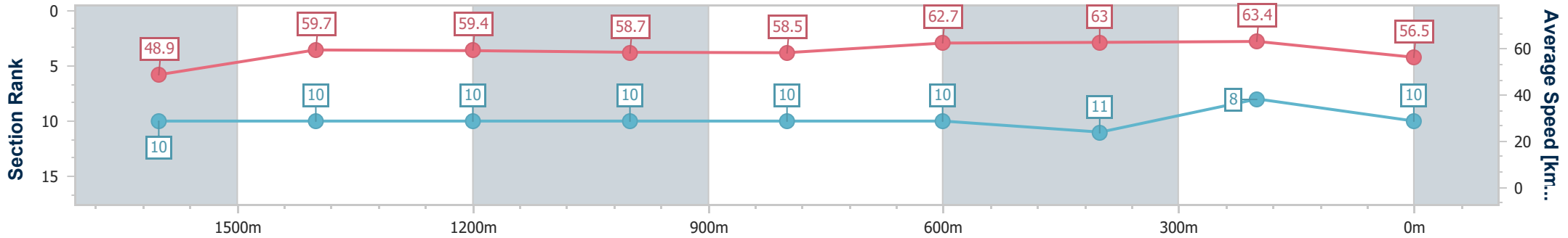


Eagle Farm QLD Professional  
 Race 8: BRC MEMBERSHIP PLUS Class 2 Handicap - 1845m  
 04 January 2023 - 17:42  
 Track Rating: Good 4, Weather: Fine, Rail Position: +9m Entire Course



BRISBANE RACING CLUB

Section	Overall	1600m	1400m	1200m	1000m	800m	600m	400m	200m
Section Times	1:54.49 [10] (0:18.02)	1:36.47 [10] (0:12.12)	1:24.35 [10] (0:12.15)	1:12.20 [10] (0:12.27)	0:59.93 [10] (0:12.48)	0:47.45 [10] (0:11.70)	0:35.75 [10] (0:11.61)	0:24.14 [11] (0:11.37)	0:12.77 [8] (0:12.77)
Average Speed [km/h]	48.9	59.7	59.4	58.7	58.5	62.7	63.0	63.4	56.5
Top Speed [km/h]	60.9	60.9	60.8	59.8	60.9	64.2	64.2	65.2	61.0
Avg. Dist. to Rail [m]	2.3	1.4	1.8	1.9	3.3	3.9	3.4	6.5	4.3
Avg. Stride Freq. [Hz]	2.2	2.2	2.2	2.2	2.2	2.3	2.3	2.3	2.2
Avg. Stride Length [m]	6.3	7.4	7.5	7.5	7.5	7.7	7.7	7.5	7.2



- [ ] Ranking at each section and finish
- .-.- No data available at this section
- NA No data available



Horse/Jockey Name	Hattusa
Final Rank	11
Fastest Section Time (Section)	0:11.67 (600m)
Top Speed [km/h] (Section)	63.3 (400m)
Race State	Finished

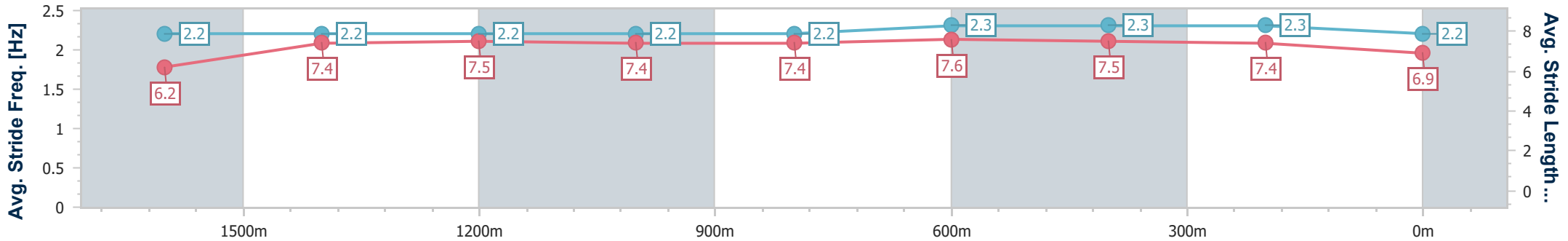
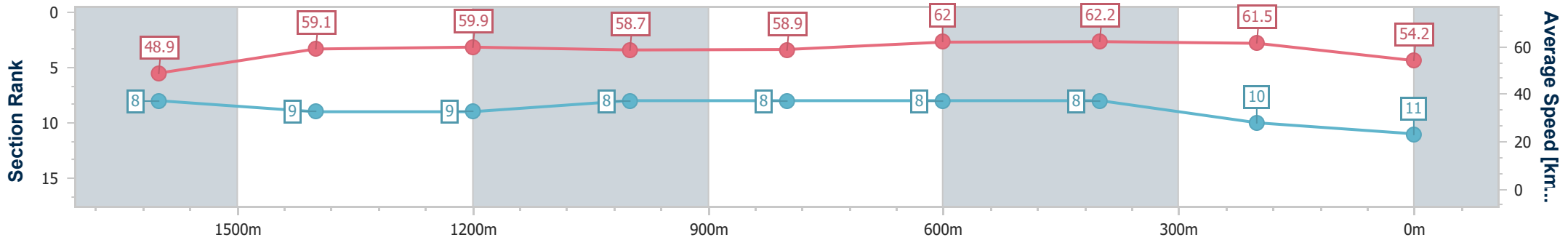


Eagle Farm QLD Professional  
 Race 8: BRC MEMBERSHIP PLUS Class 2 Handicap - 1845m  
 04 January 2023 - 17:42  
 Track Rating: Good 4, Weather: Fine, Rail Position: +9m Entire Course



BRISBANE RACING CLUB

Section	Overall	1600m	1400m	1200m	1000m	800m	600m	400m	200m
Section Times	1:55.12 [11] (0:17.78)	1:37.34 [8] (0:12.21)	1:25.13 [9] (0:12.06)	1:13.07 [9] (0:12.28)	1:00.79 [8] (0:12.32)	0:48.47 [8] (0:11.77)	0:36.70 [8] (0:11.67)	0:25.03 [8] (0:11.70)	0:13.33 [10] (0:13.33)
Average Speed [km/h]	48.9	59.1	59.9	58.7	58.9	62.0	62.2	61.5	54.2
Top Speed [km/h]	63.0	60.3	60.9	60.3	60.6	63.1	63.2	63.3	58.5
Avg. Dist. to Rail [m]	4.0	0.7	1.7	2.3	1.7	2.9	1.9	3.7	4.3
Avg. Stride Freq. [Hz]	2.2	2.2	2.2	2.2	2.2	2.3	2.3	2.3	2.2
Avg. Stride Length [m]	6.2	7.4	7.5	7.4	7.4	7.6	7.5	7.4	6.9



- [ ] Ranking at each section and finish
- .-.- No data available at this section
- NA No data available



Horse/Jockey Name	General Wolffe
Final Rank	12
Fastest Section Time (Section)	0:11.92 (1600m)
Top Speed [km/h] (Section)	79.0 (Overall)
Race State	Finished



Eagle Farm QLD Professional

Race 8: BRC MEMBERSHIP PLUS Class 2 Handicap - 1845m

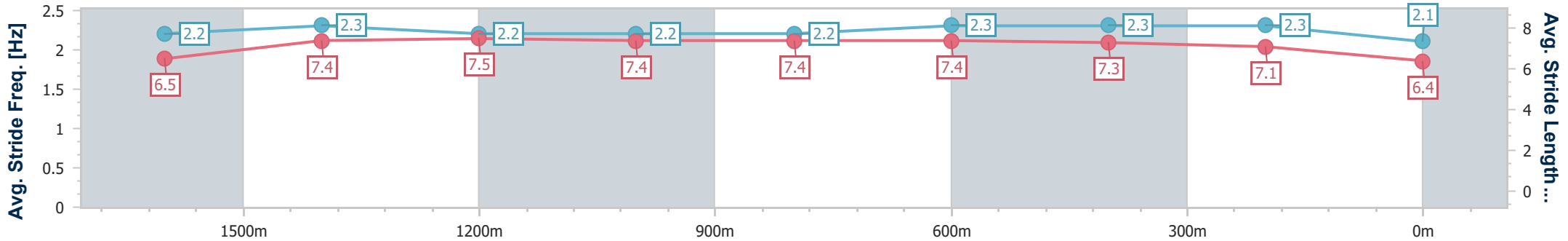
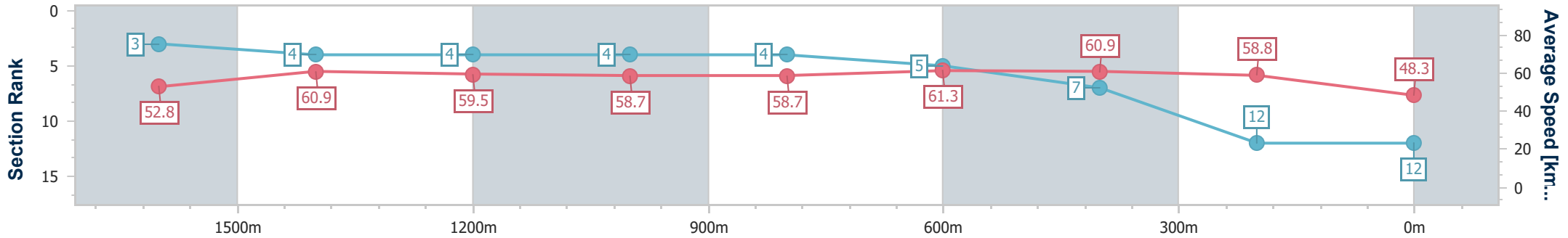
04 January 2023 - 17:42

Track Rating: Good 4, Weather: Fine, Rail Position: +9m Entire Course



BRISBANE RACING CLUB

Section	Overall	1600m	1400m	1200m	1000m	800m	600m	400m	200m
Section Times	1:57.26 [12] (0:17.23)	1:40.03 [3] (0:11.92)	1:28.11 [4] (0:12.13)	1:15.98 [4] (0:12.28)	1:03.70 [4] (0:12.48)	0:51.22 [4] (0:11.98)	0:39.24 [5] (0:12.08)	0:27.16 [7] (0:12.24)	0:14.92 [12] (0:14.92)
Average Speed [km/h]	52.8	60.9	59.5	58.7	58.7	61.3	60.9	58.8	48.3
Top Speed [km/h]	79.0	62.0	60.8	59.4	61.0	62.0	62.8	61.2	54.7
Avg. Dist. to Rail [m]	5.3	3.1	2.8	2.6	3.7	4.3	4.7	5.0	3.0
Avg. Stride Freq. [Hz]	2.2	2.3	2.2	2.2	2.2	2.3	2.3	2.3	2.1
Avg. Stride Length [m]	6.5	7.4	7.5	7.4	7.4	7.4	7.3	7.1	6.4



- [ ] Ranking at each section and finish
- .-.-.- No data available at this section
- NA No data available