

Track Rating: Good 4, Weather: Overcast, Rail Position: +5m Entire Course

Section		Overall	1400m	1200m	1000m	800m	600m	400m	Last 600m					
Field Times		1:43.04 (0:19.47)	1:23.57 (0:11.03)	1:12.54 (0:11.49)	1:01.05 (0:12.11)	0:48.94 (0:12.38)	0:36.56 (0:12.22)	0:24.34 (0:12.55)	0:36.56					
Rank	TAB	Horse/Jockey	Barrier	Top Speed [km/h]	Fastest Section								Distance Travelled [m]	
1	4	ROCKED Chris Meehan	1	65.1 1200m	0:11.43 1200m	1:43.04 [1] (0:20.26)	1:22.78 [9] (0:11.45)	1:11.33 [10] (0:11.43)	0:59.90 [10] (0:12.10)	0:47.80 [11] (0:12.26)	0:35.54 [11] (0:11.98)	0:23.56 [8] (0:11.79)	0:35.54	
2	1	BETTER CLASS Yvette Lewis	3	65.3 1400m	0:11.16 1400m	1:43.40 [2] (0:19.99)	1:23.41 [8] (0:11.16)	1:12.25 [5] (0:11.53)	1:00.72 [5] (0:12.10)	0:48.62 [5] (0:12.28)	0:36.34 [6] (0:12.28)	0:24.06 [7] (0:12.12)	0:36.34	+8
3	9	ROYAL MAKEOVER Craig Robertson	5	65.0 Overall	0:11.24 1400m	1:43.44 [3] (0:19.83)	1:23.61 [5] (0:11.24)	1:12.37 [4] (0:11.35)	1:01.02 [4] (0:12.09)	0:48.93 [3] (0:12.32)	0:36.61 [4] (0:12.25)	0:24.36 [4] (0:12.17)	0:36.61	+4
4	5	ZOUCAN TOUCAN Ryan Wiggins	10	64.5 1400m	0:11.35 1200m	1:43.57 [4] (0:20.28)	1:23.29 [10] (0:11.37)	1:11.92 [9] (0:11.35)	1:00.57 [8] (0:12.01)	0:48.56 [8] (0:12.27)	0:36.29 [8] (0:12.02)	0:24.27 [6] (0:12.11)	0:36.29	+6
5	6	EXCUSE ME Sean Cormack	11	65.8 1200m	0:11.29 1200m	1:43.70 [5] (0:20.54)	1:23.16 [11] (0:11.42)	1:11.74 [11] (0:11.29)	1:00.45 [11] (0:11.92)	0:48.53 [10] (0:12.21)	0:36.32 [9] (0:12.14)	0:24.18 [9] (0:12.24)	0:36.32	+6
6	7	JOYBELLS Georgina Cartwright	4	64.3 1400m	0:11.18 1400m	1:43.71 [6] (0:19.73)	1:23.98 [3] (0:11.18)	1:12.80 [3] (0:11.47)	1:01.33 [3] (0:12.16)	0:49.17 [4] (0:12.18)	0:36.99 [3] (0:12.25)	0:24.74 [3] (0:12.50)	0:36.99	+0
7	2	BOARDIE Jackson Murphy	7	65.4 1400m	0:11.03 1400m	1:44.07 [7] (0:19.47)	1:24.60 [1] (0:11.03)	1:13.57 [1] (0:11.50)	1:02.07 [2] (0:12.16)	0:49.91 [2] (0:12.32)	0:37.59 [1] (0:12.24)	0:25.35 [2] (0:12.53)	0:37.59	+0
8	11	ZURI ZURI Lani Allen	2	64.4 1200m	0:11.39 1400m	1:44.34 [8] (0:19.94)	1:24.40 [6] (0:11.39)	1:13.01 [7] (0:11.40)	1:01.61 [6] (0:12.10)	0:49.51 [6] (0:12.20)	0:37.31 [5] (0:12.18)	0:25.13 [5] (0:12.51)	0:37.31	+1
9	8	PHEEBLE'S SPIRIT Isabella Rabjones	8	66.0 1400m	0:11.03 1400m	1:44.58 [9] (0:19.52)	1:25.06 [2] (0:11.03)	1:14.03 [2] (0:11.44)	1:02.59 [1] (0:12.11)	0:50.48 [1] (0:12.38)	0:38.10 [2] (0:12.22)	0:25.88 [1] (0:12.61)	0:38.10	+5
10	10	TANTALUM Melissa Cox	6	64.8 1200m	0:11.50 1200m	1:44.63 [10] (0:19.97)	1:24.66 [7] (0:11.58)	1:13.08 [8] (0:11.50)	1:01.58 [9] (0:12.10)	0:49.48 [9] (0:12.28)	0:37.20 [10] (0:12.31)	0:24.89 [11] (0:12.54)	0:37.20	+12



Ipswich QLD Professional
Race 1: FOLLOW @IPSWICHTURFCLUB QTIS Three-Year-Old Maiden
Plate - 1690m
14 January 2023 - 12:35



Track Rating: Good 4, Weather: Overcast, Rail Position: +5m Entire Course

Section	Overall	1400m	1200m	1000m	800m	600m	400m	Last 600m
Field Times	1:43.04 (0:19.47)	1:23.57 (0:11.03)	1:12.54 (0:11.49)	1:01.05 (0:12.11)	0:48.94 (0:12.38)	0:36.56 (0:12.22)	0:24.34 (0:12.55)	0:36.56

Rank	TAB	Horse/Jockey	Barrier	Top Speed [km/h]	Fastest Section								Distance Travelled [m]	
11	3	HEROIC MAPUTO	9	65.0	0:11.49	1:44.85 [11]	1:25.10 [4]	1:13.58 [6]	1:02.09 [7]	0:50.01 [7]	0:37.63 [7]	0:25.23 [10]	0:37.63	+13
		Samantha Collett		Overall	1200m	(0:19.75)	(0:11.52)	(0:11.49)	(0:12.08)	(0:12.38)	(0:12.40)	(0:12.72)		

Track Rating: Good 4, Weather: Overcast, Rail Position: +5m Entire Course

Section				200m				Last 600m	
Field Times				0:11.79 (0:11.79)				0:36.56	
Rank	TAB	Horse/Jockey	Barrier	Top Speed [km/h]	Fastest Section	Margin			Distance Travelled [m]
1	4	ROCKED Chris Meehan	1	65.1 1200m	0:11.43 1200m	0:11.77 [3] (0:11.77)	1:43.04		0:35.54
2	1	BETTER CLASS Yvette Lewis	3	65.3 1400m	0:11.16 1400m	0:11.94 [6] (0:11.94)	2L		0:36.34 +8
3	9	ROYAL MAKEOVER Craig Robertson	5	65.0 Overall	0:11.24 1400m	0:12.19 [1] (0:12.19)	2.2L		0:36.61 +4
4	5	ZOUCAN TOUCAN Ryan Wiggins	10	64.5 1400m	0:11.35 1200m	0:12.16 [5] (0:12.16)	2.7L		0:36.29 +6
5	6	EXCUSE ME Sean Cormack	11	65.8 1200m	0:11.29 1200m	0:11.94 [9] (0:11.94)	3.5L		0:36.32 +6
6	7	JOYBELLS Georgina Cartwright	4	64.3 1400m	0:11.18 1400m	0:12.24 [7] (0:12.24)	3.6L		0:36.99 +0
7	2	BOARDIE Jackson Murphy	7	65.4 1400m	0:11.03 1400m	0:12.82 [2] (0:12.82)	5.6L		0:37.59 +0
8	11	ZURI ZURI Lani Allen	2	64.4 1200m	0:11.39 1400m	0:12.62 [8] (0:12.62)	7.1L		0:37.31 +1
9	8	PHEEBLE'S SPIRIT Isabella Rabjones	8	66.0 1400m	0:11.03 1400m	0:13.27 [4] (0:13.27)	8.4L		0:38.10 +5
10	10	TANTALUM Melissa Cox	6	64.8 1200m	0:11.50 1200m	0:12.35 [10] (0:12.35)	8.6L		0:37.20 +12



Ipswich QLD Professional
Race 1: FOLLOW @IPSWICHTURFCLUB QTIS Three-Year-Old Maiden
Plate - 1690m
14 January 2023 - 12:35



Track Rating: Good 4, Weather: Overcast, Rail Position: +5m Entire Course

Section				200m				Last 600m		
Field Times				0:11.79 (0:11.79)				0:36.56		
Rank	TAB	Horse/Jockey	Barrier	Top Speed [km/h]	Fastest Section	Margin			Distance Travelled [m]	
11	3	HEROIC MAPUTO	9	65.0	0:11.49	0:12.51 [11]	9.9L		0:37.63	+13
		Samantha Collett		Overall	1200m	(0:12.51)				



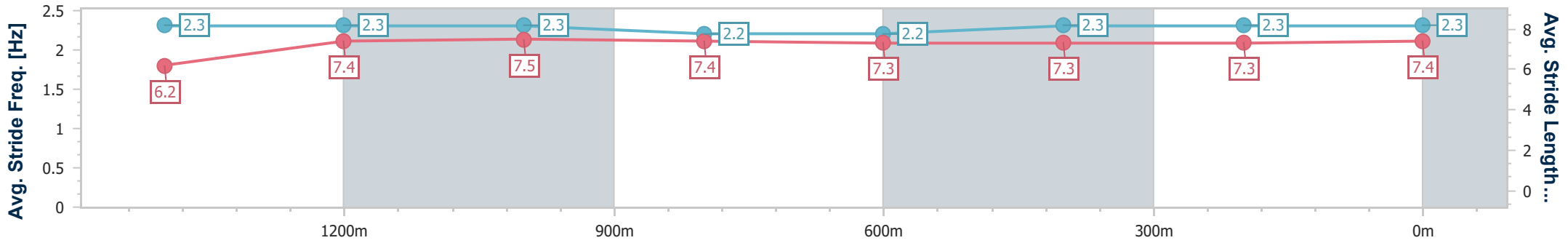
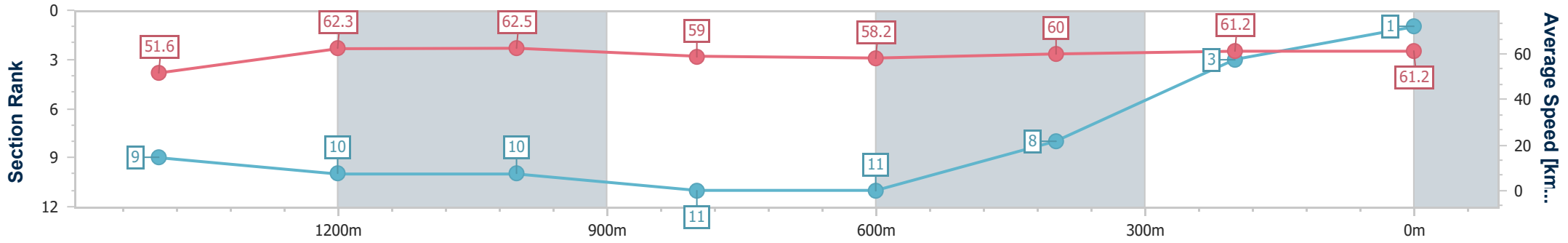
Horse/Jockey Name	Rocked
Final Rank	1
Fastest Section Time (Section)	0:11.43 (1200m)
Top Speed [km/h] (Section)	65.1 (1200m)
Race State	Finished



Ipswich QLD Professional
 Race 1: FOLLOW @IPSWICHTURFCLUB QTIS Three-Year-Old
 Maiden Plate - 1690m
 14 January 2023 - 12:35
 Track Rating: Good 4, Weather: Overcast, Rail Position: +5m Entire Course



Section	Overall	1400m	1200m	1000m	800m	600m	400m	200m					
Section Times	1:43.04 [1] (0:20.26)	1:22.78 [9] (0:11.45)	1:11.33 [10] (0:11.43)	0:59.90 [10] (0:12.10)	0:47.80 [11] (0:12.26)	0:35.54 [11] (0:11.98)	0:23.56 [8] (0:11.79)	0:11.77 [3] (0:11.77)					
Average Speed [km/h]	51.6	62.3	62.5	59.0	58.2	60.0	61.2	61.2					
Top Speed [km/h]	63.9	64.5	65.1	60.7	59.7	61.2	62.9	62.8					
Avg. Dist. to Rail [m]	1.9	1.7	2.3	3.0	2.4	1.0	1.2	3.1					
Avg. Stride Freq. [Hz]	2.3	2.3	2.3	2.2	2.2	2.3	2.3	2.3					
Avg. Stride Length [m]	6.2	7.4	7.5	7.4	7.3	7.3	7.3	7.4					



- [] Ranking at each section and finish
- .-.- No data available at this section
- NA No data available



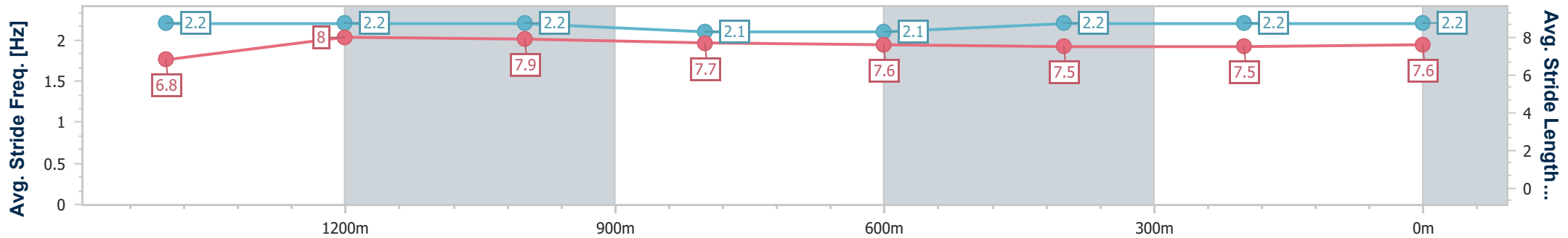
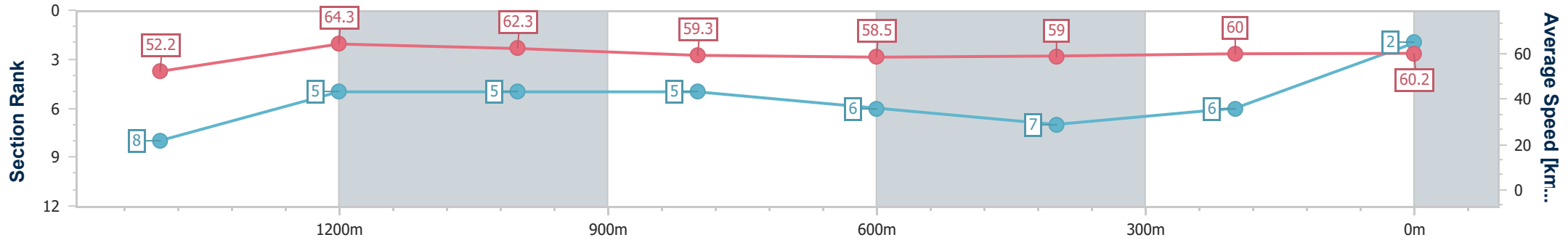
Horse/Jockey Name	Better Class
Final Rank	2
Fastest Section Time (Section)	0:11.16 (1400m)
Top Speed [km/h] (Section)	65.3 (1400m)
Race State	Finished



Ipswich QLD Professional
 Race 1: FOLLOW @IPSWICHTURFCLUB QTIS Three-Year-Old
 Maiden Plate - 1690m
 14 January 2023 - 12:35
 Track Rating: Good 4, Weather: Overcast, Rail Position: +5m Entire Course



Section	Overall	1400m	1200m	1000m	800m	600m	400m	200m					
Section Times	1:43.40 [2] (0:19.99)	1:23.41 [8] (0:11.16)	1:12.25 [5] (0:11.53)	1:00.72 [5] (0:12.10)	0:48.62 [5] (0:12.28)	0:36.34 [6] (0:12.28)	0:24.06 [7] (0:12.12)	0:11.94 [6] (0:11.94)					
Average Speed [km/h]	52.2	64.3	62.3	59.3	58.5	59.0	60.0	60.2					
Top Speed [km/h]	64.1	65.3	63.9	60.9	59.5	59.5	61.4	61.2					
Avg. Dist. to Rail [m]	1.5	0.8	0.6	0.7	0.7	1.4	2.7	5.1					
Avg. Stride Freq. [Hz]	2.2	2.2	2.2	2.1	2.1	2.2	2.2	2.2					
Avg. Stride Length [m]	6.8	8.0	7.9	7.7	7.6	7.5	7.5	7.6					



- [] Ranking at each section and finish
- .-.- No data available at this section
- NA No data available



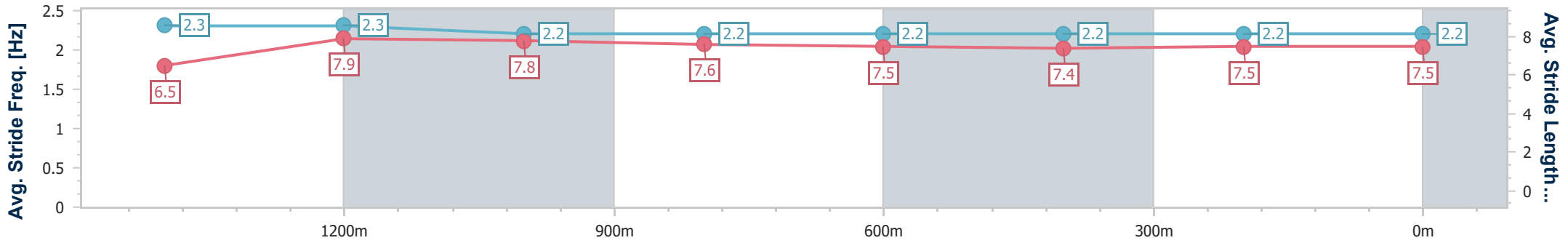
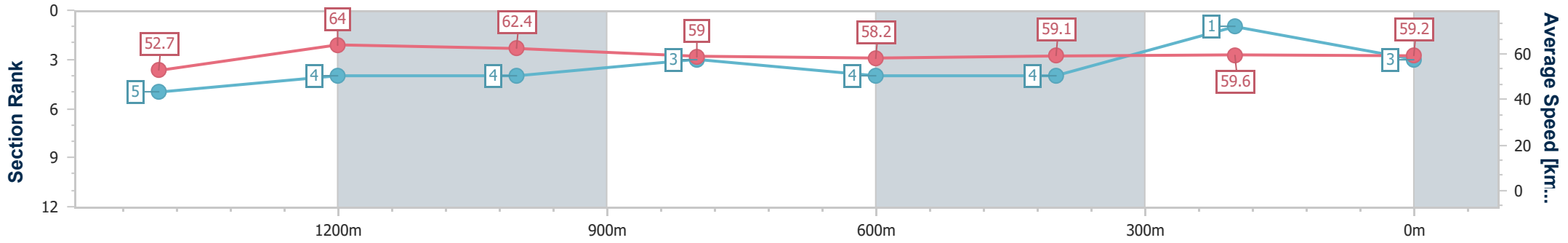
Horse/Jockey Name	Royal Makeover
Final Rank	3
Fastest Section Time (Section)	0:11.24 (1400m)
Top Speed [km/h] (Section)	65.0 (Overall)
Race State	Finished



Ipswich QLD Professional
 Race 1: FOLLOW @IPSWICHTURFCLUB QTIS Three-Year-Old
 Maiden Plate - 1690m
 14 January 2023 - 12:35
 Track Rating: Good 4, Weather: Overcast, Rail Position: +5m Entire Course



Section	Overall	1400m	1200m	1000m	800m	600m	400m	200m						
Section Times	1:43.44 [3] (0:19.83)	1:23.61 [5] (0:11.24)	1:12.37 [4] (0:11.35)	1:01.02 [4] (0:12.09)	0:48.93 [3] (0:12.32)	0:36.61 [4] (0:12.25)	0:24.36 [4] (0:12.17)	0:12.19 [1] (0:12.19)						
Average Speed [km/h]	52.7	64.0	62.4	59.0	58.2	59.1	59.6	59.2						
Top Speed [km/h]	65.0	64.3	63.8	62.3	58.8	61.3	61.7	62.0						
Avg. Dist. to Rail [m]	3.7	1.3	3.3	3.9	1.3	0.9	2.5	3.9						
Avg. Stride Freq. [Hz]	2.3	2.3	2.2	2.2	2.2	2.2	2.2	2.2						
Avg. Stride Length [m]	6.5	7.9	7.8	7.6	7.5	7.4	7.5	7.5						



- [] Ranking at each section and finish
- .-.- No data available at this section
- NA No data available



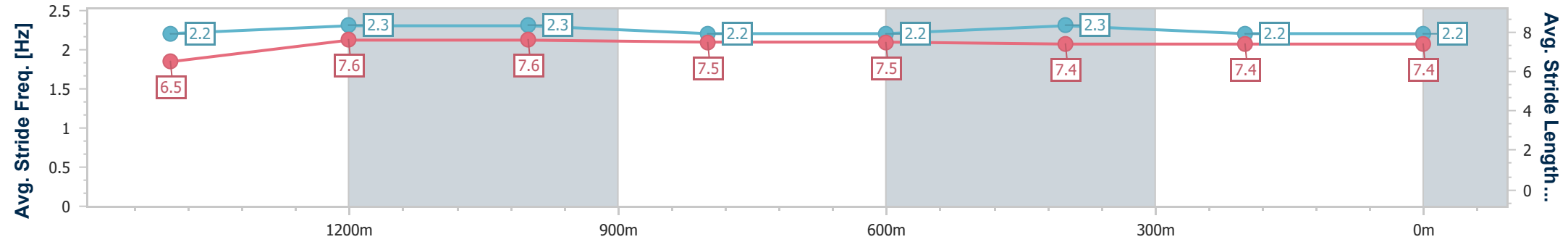
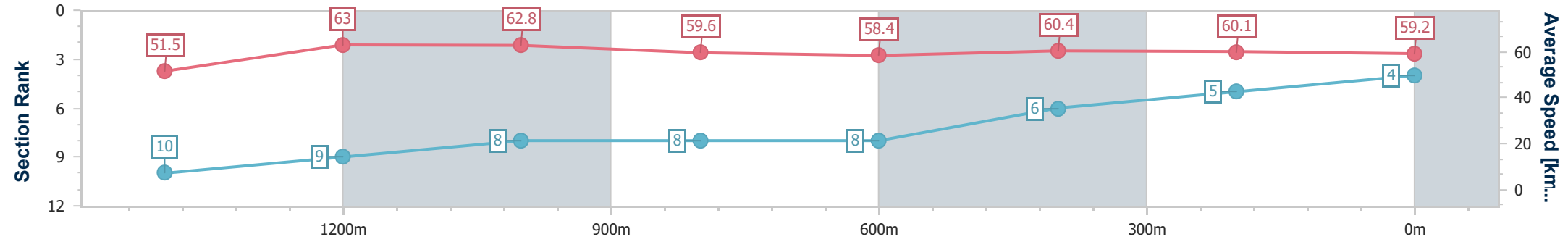
Horse/Jockey Name	Zoucan Toucan
Final Rank	4
Fastest Section Time (Section)	0:11.35 (1200m)
Top Speed [km/h] (Section)	64.5 (1400m)
Race State	Finished



Ipswich QLD Professional
 Race 1: FOLLOW @IPSWICHTURFCLUB QTIS Three-Year-Old
 Maiden Plate - 1690m
 14 January 2023 - 12:35
 Track Rating: Good 4, Weather: Overcast, Rail Position: +5m Entire Course



Section	Overall	1400m	1200m	1000m	800m	600m	400m	200m						
Section Times	1:43.57 [4] (0:20.28)	1:23.29 [10] (0:11.37)	1:11.92 [9] (0:11.35)	1:00.57 [8] (0:12.01)	0:48.56 [8] (0:12.27)	0:36.29 [8] (0:12.02)	0:24.27 [6] (0:12.11)	0:12.16 [5] (0:12.16)						
Average Speed [km/h]	51.5	63.0	62.8	59.6	58.4	60.4	60.1	59.2						
Top Speed [km/h]	62.7	64.5	64.4	60.9	59.1	61.2	62.8	61.3						
Avg. Dist. to Rail [m]	5.7	1.2	2.3	2.4	1.2	1.7	3.1	6.2						
Avg. Stride Freq. [Hz]	2.2	2.3	2.3	2.2	2.2	2.3	2.2	2.2						
Avg. Stride Length [m]	6.5	7.6	7.6	7.5	7.5	7.4	7.4	7.4						



- [] Ranking at each section and finish
- .-.- No data available at this section
- NA No data available



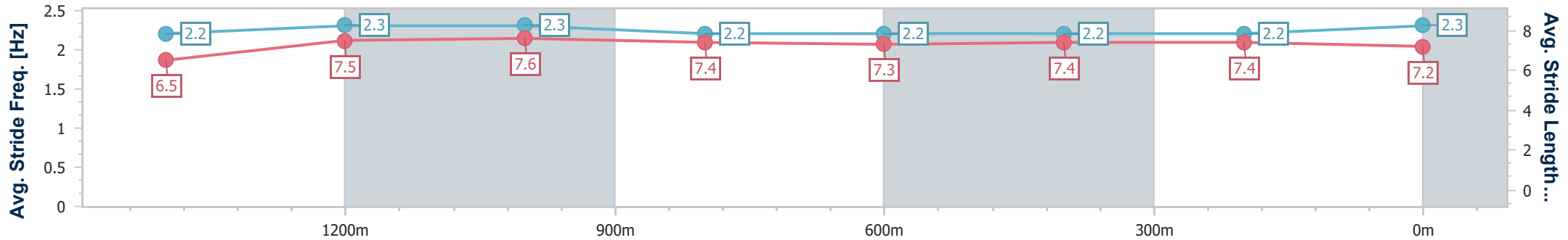
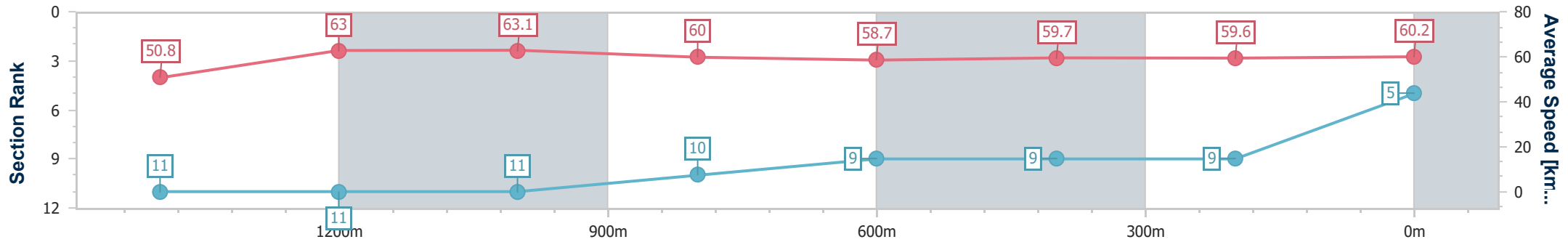
Horse/Jockey Name	Excuse Me
Final Rank	5
Fastest Section Time (Section)	0:11.29 (1200m)
Top Speed [km/h] (Section)	65.8 (1200m)
Race State	Finished



Ipswich QLD Professional
 Race 1: FOLLOW @IPSWICHTURFCLUB QTIS Three-Year-Old
 Maiden Plate - 1690m
 14 January 2023 - 12:35
 Track Rating: Good 4, Weather: Overcast, Rail Position: +5m Entire Course



Section	Overall	1400m	1200m	1000m	800m	600m	400m	200m					
Section Times	1:43.70 [5] (0:20.54)	1:23.16 [11] (0:11.42)	1:11.74 [11] (0:11.29)	1:00.45 [11] (0:11.92)	0:48.53 [10] (0:12.21)	0:36.32 [9] (0:12.14)	0:24.18 [9] (0:12.24)	0:11.94 [9] (0:11.94)					
Average Speed [km/h]	50.8	63.0	63.1	60.0	58.7	59.7	59.6	60.2					
Top Speed [km/h]	64.2	63.7	65.8	61.0	59.2	60.9	61.2	63.7					
Avg. Dist. to Rail [m]	6.0	1.0	2.3	2.7	1.0	1.7	4.4	8.6					
Avg. Stride Freq. [Hz]	2.2	2.3	2.3	2.2	2.2	2.2	2.2	2.3					
Avg. Stride Length [m]	6.5	7.5	7.6	7.4	7.3	7.4	7.4	7.2					



- [] Ranking at each section and finish
- .-.- No data available at this section
- NA No data available



Horse/Jockey Name	Joybells
Final Rank	6
Fastest Section Time (Section)	0:11.18 (1400m)
Top Speed [km/h] (Section)	64.3 (1400m)
Race State	Finished



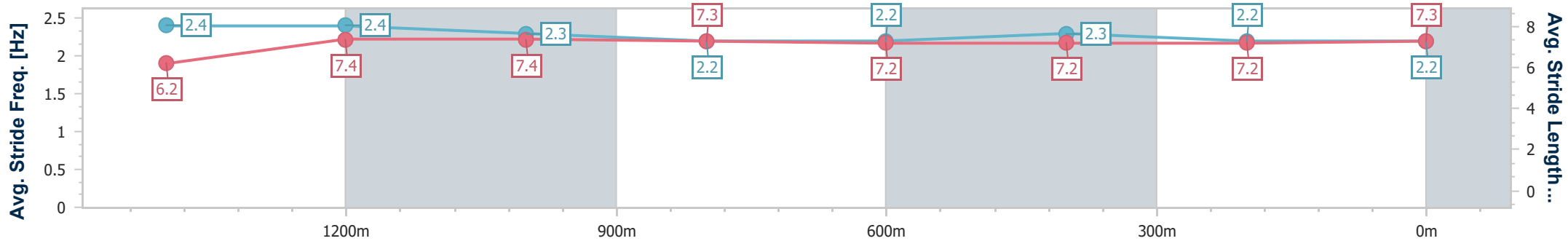
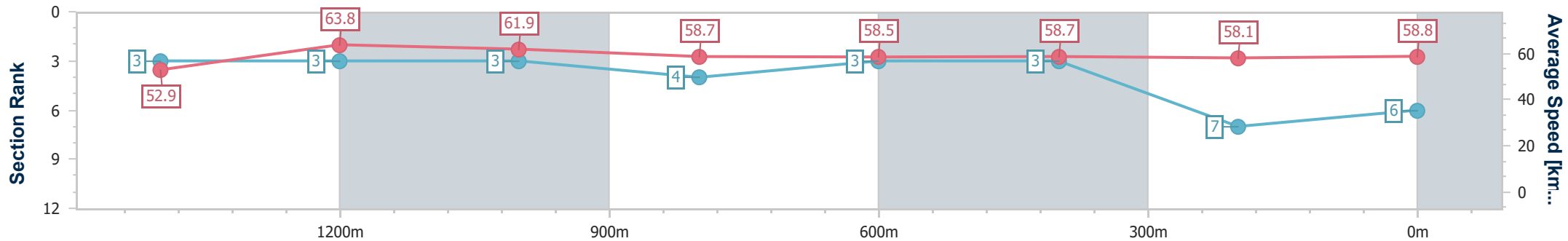
Ipswich QLD Professional
 Race 1: FOLLOW @IPSWICHTURFCLUB QTIS Three-Year-Old
 Maiden Plate - 1690m



14 January 2023 - 12:35

Track Rating: Good 4, Weather: Overcast, Rail Position: +5m Entire Course

Section	Overall	1400m	1200m	1000m	800m	600m	400m	200m					
Section Times	1:43.71 [6] (0:19.73)	1:23.98 [3] (0:11.18)	1:12.80 [3] (0:11.47)	1:01.33 [3] (0:12.16)	0:49.17 [4] (0:12.18)	0:36.99 [3] (0:12.25)	0:24.74 [3] (0:12.50)	0:12.24 [7] (0:12.24)					
Average Speed [km/h]	52.9	63.8	61.9	58.7	58.5	58.7	58.1	58.8					
Top Speed [km/h]	63.8	64.3	63.6	60.3	59.1	60.2	58.9	59.7					
Avg. Dist. to Rail [m]	1.9	2.3	3.4	3.6	2.5	0.5	2.2	4.5					
Avg. Stride Freq. [Hz]	2.4	2.4	2.3	2.2	2.2	2.3	2.2	2.2					
Avg. Stride Length [m]	6.2	7.4	7.4	7.3	7.2	7.2	7.2	7.3					



- [] Ranking at each section and finish
- .-.- No data available at this section
- NA No data available



Horse/Jockey Name	Boardie
Final Rank	7
Fastest Section Time (Section)	0:11.03 (1400m)
Top Speed [km/h] (Section)	65.4 (1400m)
Race State	Finished



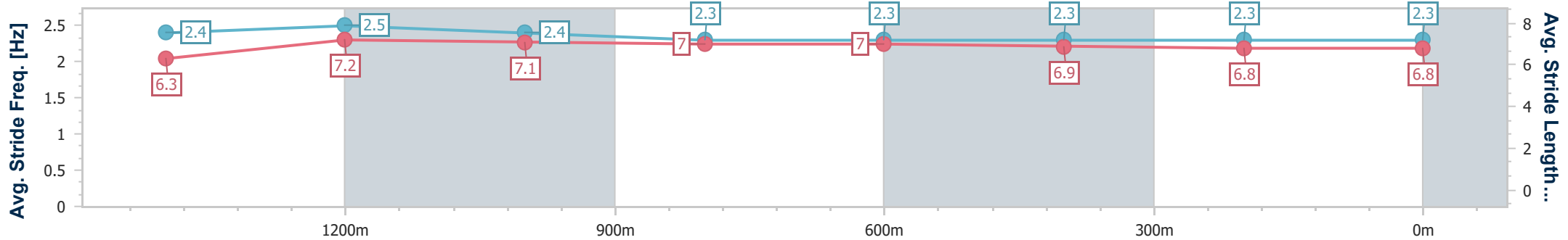
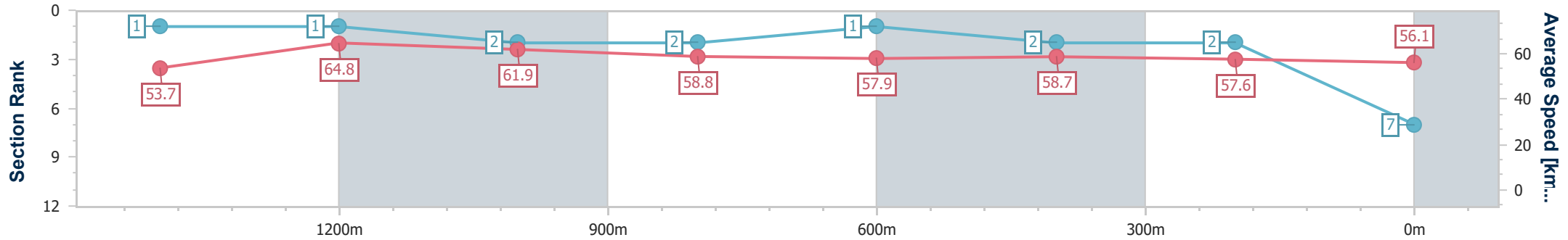
Ipswich QLD Professional
 Race 1: FOLLOW @IPSWICHTURFCLUB QTIS Three-Year-Old
 Maiden Plate - 1690m



14 January 2023 - 12:35

Track Rating: Good 4, Weather: Overcast, Rail Position: +5m Entire Course

Section	Overall	1400m	1200m	1000m	800m	600m	400m	200m						
Section Times	1:44.07 [7] (0:19.47)	1:24.60 [1] (0:11.03)	1:13.57 [1] (0:11.50)	1:02.07 [2] (0:12.16)	0:49.91 [2] (0:12.32)	0:37.59 [1] (0:12.24)	0:25.35 [2] (0:12.53)	0:12.82 [2] (0:12.82)						
Average Speed [km/h]	53.7	64.8	61.9	58.8	57.9	58.7	57.6	56.1						
Top Speed [km/h]	64.6	65.4	64.4	60.4	58.6	59.4	58.9	57.8						
Avg. Dist. to Rail [m]	3.2	1.4	2.8	2.9	2.0	0.5	0.8	2.1						
Avg. Stride Freq. [Hz]	2.4	2.5	2.4	2.3	2.3	2.3	2.3	2.3						
Avg. Stride Length [m]	6.3	7.2	7.1	7.0	7.0	6.9	6.8	6.8						



- [] Ranking at each section and finish
- .-.- No data available at this section
- NA No data available



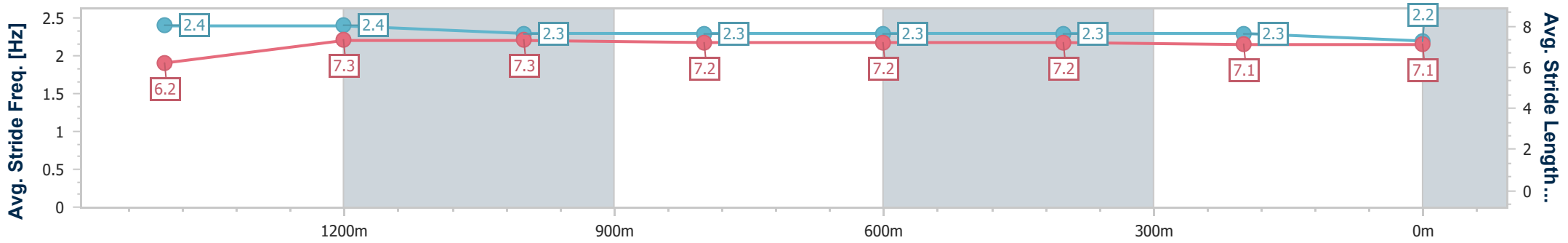
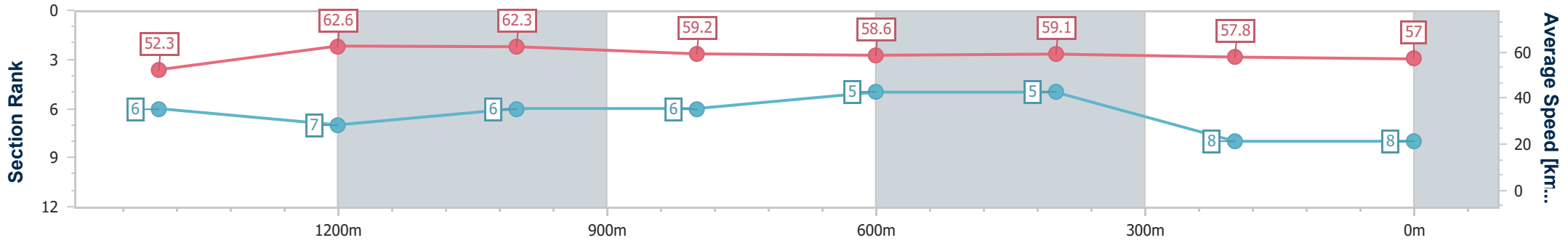
Horse/Jockey Name	Zuri Zuri
Final Rank	8
Fastest Section Time (Section)	0:11.39 (1400m)
Top Speed [km/h] (Section)	64.4 (1200m)
Race State	Finished



Ipswich QLD Professional
 Race 1: FOLLOW @IPSWICHTURFCLUB QTIS Three-Year-Old
 Maiden Plate - 1690m
 14 January 2023 - 12:35
 Track Rating: Good 4, Weather: Overcast, Rail Position: +5m Entire Course



Section	Overall	1400m	1200m	1000m	800m	600m	400m	200m					
Section Times	1:44.34 [8] (0:19.94)	1:24.40 [6] (0:11.39)	1:13.01 [7] (0:11.40)	1:01.61 [6] (0:12.10)	0:49.51 [6] (0:12.20)	0:37.31 [5] (0:12.18)	0:25.13 [5] (0:12.51)	0:12.62 [8] (0:12.62)					
Average Speed [km/h]	52.3	62.6	62.3	59.2	58.6	59.1	57.8	57.0					
Top Speed [km/h]	63.7	63.8	64.4	61.0	59.2	59.5	58.8	57.9					
Avg. Dist. to Rail [m]	1.7	2.2	3.2	3.0	1.8	0.3	1.5	3.7					
Avg. Stride Freq. [Hz]	2.4	2.4	2.3	2.3	2.3	2.3	2.3	2.2					
Avg. Stride Length [m]	6.2	7.3	7.3	7.2	7.2	7.2	7.1	7.1					



- [] Ranking at each section and finish
- .-.- No data available at this section
- NA No data available



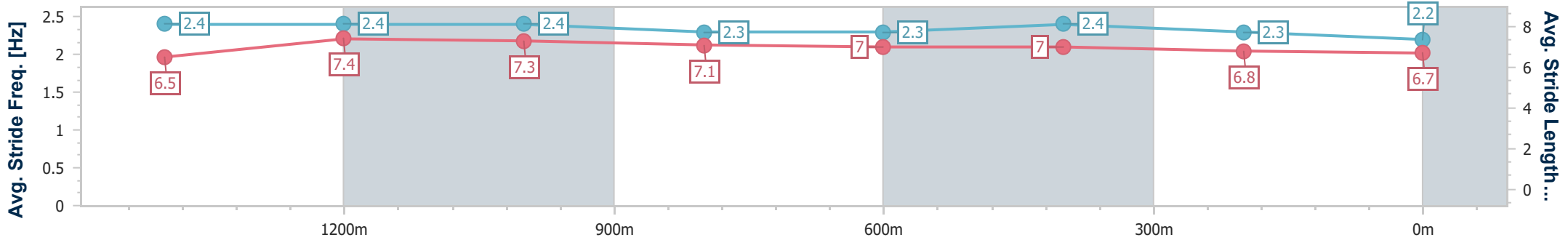
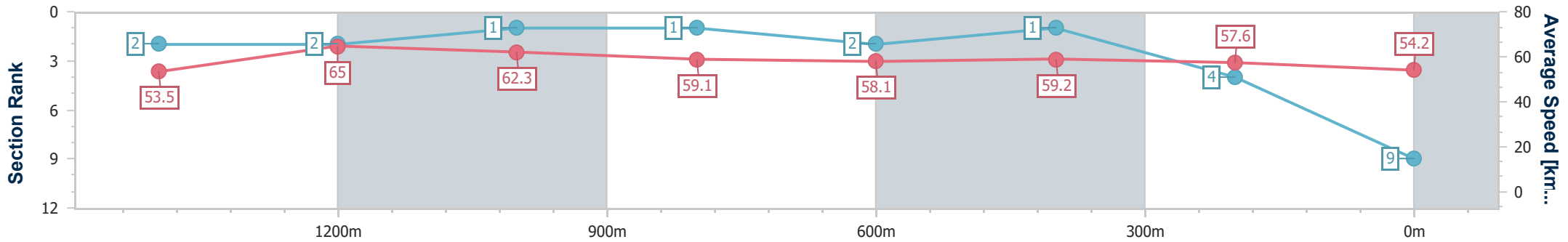
Horse/Jockey Name	Pheeble's Spirit
Final Rank	9
Fastest Section Time (Section)	0:11.03 (1400m)
Top Speed [km/h] (Section)	66.0 (1400m)
Race State	Finished



Ipswich QLD Professional
 Race 1: FOLLOW @IPSWICHTURFCLUB QTIS Three-Year-Old
 Maiden Plate - 1690m
 14 January 2023 - 12:35
 Track Rating: Good 4, Weather: Overcast, Rail Position: +5m Entire Course



Section	Overall	1400m	1200m	1000m	800m	600m	400m	200m						
Section Times	1:44.58 [9] (0:19.52)	1:25.06 [2] (0:11.03)	1:14.03 [2] (0:11.44)	1:02.59 [1] (0:12.11)	0:50.48 [1] (0:12.38)	0:38.10 [2] (0:12.22)	0:25.88 [1] (0:12.61)	0:13.27 [4] (0:13.27)						
Average Speed [km/h]	53.5	65.0	62.3	59.1	58.1	59.2	57.6	54.2						
Top Speed [km/h]	64.5	66.0	64.7	61.6	58.3	60.1	59.4	55.9						
Avg. Dist. to Rail [m]	5.2	1.2	2.4	2.6	0.6	1.4	1.7	2.0						
Avg. Stride Freq. [Hz]	2.4	2.4	2.4	2.3	2.3	2.4	2.3	2.2						
Avg. Stride Length [m]	6.5	7.4	7.3	7.1	7.0	7.0	6.8	6.7						



- [] Ranking at each section and finish
- .-.- No data available at this section
- NA No data available



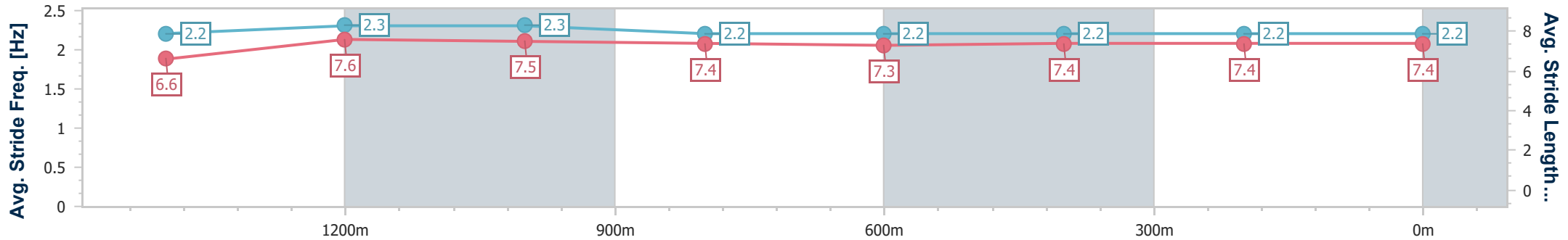
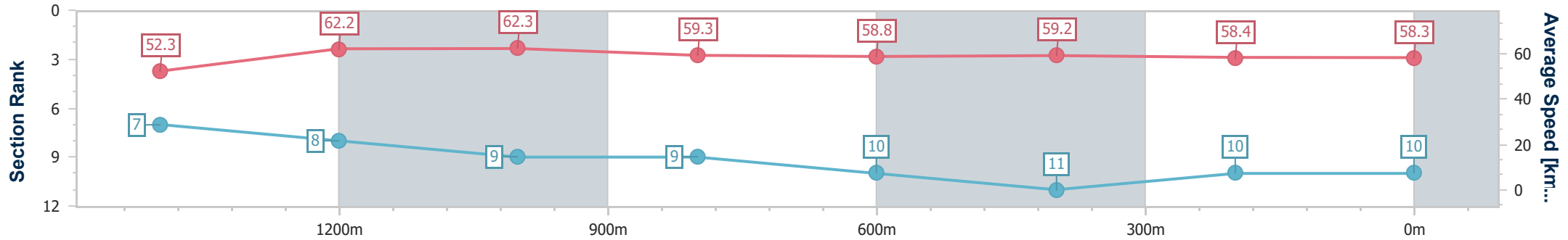
Horse/Jockey Name	Tantalum
Final Rank	10
Fastest Section Time (Section)	0:11.50 (1200m)
Top Speed [km/h] (Section)	64.8 (1200m)
Race State	Finished



Ipswich QLD Professional
 Race 1: FOLLOW @IPSWICHTURFCLUB QTIS Three-Year-Old
 Maiden Plate - 1690m
 14 January 2023 - 12:35
 Track Rating: Good 4, Weather: Overcast, Rail Position: +5m Entire Course



Section	Overall	1400m	1200m	1000m	800m	600m	400m	200m					
Section Times	1:44.63 [10] (0:19.97)	1:24.66 [7] (0:11.58)	1:13.08 [8] (0:11.50)	1:01.58 [9] (0:12.10)	0:49.48 [9] (0:12.28)	0:37.20 [10] (0:12.31)	0:24.89 [11] (0:12.54)	0:12.35 [10] (0:12.35)					
Average Speed [km/h]	52.3	62.2	62.3	59.3	58.8	59.2	58.4	58.3					
Top Speed [km/h]	63.9	63.5	64.8	60.3	59.7	59.6	59.0	59.0					
Avg. Dist. to Rail [m]	4.3	0.6	1.3	1.1	0.6	3.0	5.1	7.6					
Avg. Stride Freq. [Hz]	2.2	2.3	2.3	2.2	2.2	2.2	2.2	2.2					
Avg. Stride Length [m]	6.6	7.6	7.5	7.4	7.3	7.4	7.4	7.4					



- [] Ranking at each section and finish
- .-.- No data available at this section
- NA No data available



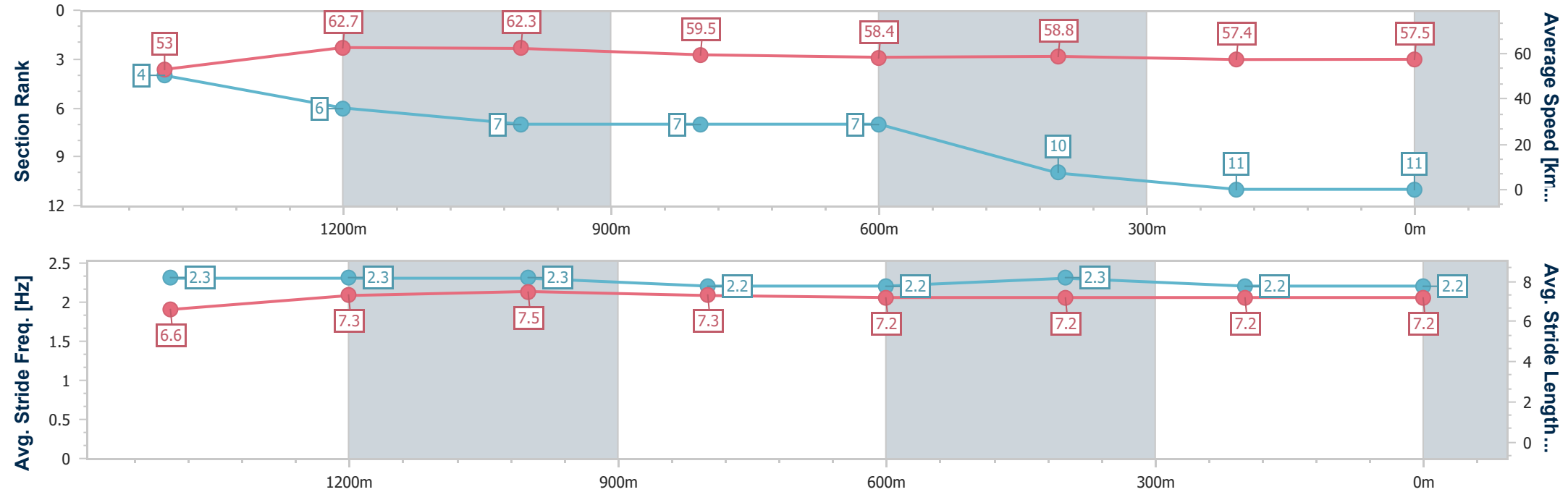
Horse/Jockey Name	Heroic Maputo
Final Rank	11
Fastest Section Time (Section)	0:11.49 (1200m)
Top Speed [km/h] (Section)	65.0 (Overall)
Race State	Finished



Ipswich QLD Professional
 Race 1: FOLLOW @IPSWICHTURFCLUB QTIS Three-Year-Old
 Maiden Plate - 1690m
 14 January 2023 - 12:35
 Track Rating: Good 4, Weather: Overcast, Rail Position: +5m Entire Course



Section	Overall	1400m	1200m	1000m	800m	600m	400m	200m					
Section Times	1:44.85 [11] (0:19.75)	1:25.10 [4] (0:11.52)	1:13.58 [6] (0:11.49)	1:02.09 [7] (0:12.08)	0:50.01 [7] (0:12.38)	0:37.63 [7] (0:12.40)	0:25.23 [10] (0:12.72)	0:12.51 [11] (0:12.51)					
Average Speed [km/h]	53.0	62.7	62.3	59.5	58.4	58.8	57.4	57.5					
Top Speed [km/h]	65.0	64.0	64.0	60.6	58.5	59.8	58.2	58.9					
Avg. Dist. to Rail [m]	6.4	1.2	1.5	0.8	0.8	3.0	4.5	6.5					
Avg. Stride Freq. [Hz]	2.3	2.3	2.3	2.2	2.2	2.3	2.2	2.2					
Avg. Stride Length [m]	6.6	7.3	7.5	7.3	7.2	7.2	7.2	7.2					



- [] Ranking at each section and finish
- .-.- No data available at this section
- NA No data available