

Track Rating: Good 4, Weather: Overcast, Rail Position: +5m Entire Course

Section		Overall	1400m	1200m	1000m	800m	600m	400m	Last 600m				
Field Times		1:43.40 (0:19.60)	1:23.80 (0:11.71)	1:12.09 (0:12.03)	1:00.06 (0:12.26)	0:47.80 (0:12.10)	0:35.70 (0:11.90)	0:23.80 (0:11.94)	0:35.70				
Rank	TAB Horse/Jockey	Barrier	Top Speed [km/h]	Fastest Section									Distance Travelled [m]
1	7 <b>FAT FINGERS</b> Samantha Collett	8	63.3 600m	0:11.62 200m	1:43.40 [1] (0:20.09)	1:23.31 [4] (0:11.83)	1:11.48 [6] (0:11.89)	0:59.59 [4] (0:12.17)	0:47.42 [4] (0:12.14)	0:35.28 [4] (0:11.88)	0:23.40 [4] (0:11.78)	0:35.28	
2	5 <b>KARAPIRO</b> Elione Chaves	1	63.8 Overall	0:11.71 1400m	1:43.41 [2] (0:19.60)	1:23.81 [1] (0:11.71)	1:12.10 [1] (0:12.03)	1:00.07 [1] (0:12.26)	0:47.81 [1] (0:12.10)	0:35.71 [1] (0:11.90)	0:23.81 [1] (0:11.94)	0:35.71	-1
3	6 <b>CAOIMHE</b> Kyle Wilson-Taylor	6	62.4 Overall	0:11.69 1400m	1:43.47 [3] (0:20.03)	1:23.44 [3] (0:11.69)	1:11.75 [3] (0:12.01)	0:59.74 [3] (0:12.25)	0:47.49 [3] (0:11.92)	0:35.57 [2] (0:11.85)	0:23.72 [2] (0:11.85)	0:35.57	-3
4	4 <b>STAC POLLAI DH</b> Georgina Cartwright	2	62.6 600m	0:11.71 1400m	1:43.63 [4] (0:20.20)	1:23.43 [6] (0:11.71)	1:11.72 [5] (0:11.99)	0:59.73 [5] (0:12.18)	0:47.55 [5] (0:12.04)	0:35.51 [5] (0:11.74)	0:23.77 [3] (0:11.85)	0:35.51	-4
5	11 <b>SHE SHALL RULE</b> Micheal Hellyer	5	63.0 1400m	0:11.68 1400m	1:43.81 [5] (0:20.58)	1:23.23 [8] (0:11.68)	1:11.55 [8] (0:11.99)	0:59.56 [8] (0:12.18)	0:47.38 [8] (0:11.99)	0:35.39 [7] (0:11.68)	0:23.71 [5] (0:11.80)	0:35.39	-4
6	9 <b>A DEVIL'S CHANCE</b> Morgan Butler	11	62.9 1400m	0:11.61 1400m	1:44.06 [6] (0:20.75)	1:23.31 [9] (0:11.61)	1:11.70 [9] (0:12.13)	0:59.57 [9] (0:12.05)	0:47.52 [9] (0:12.03)	0:35.49 [9] (0:11.78)	0:23.71 [8] (0:11.83)	0:35.49	-1
7	8 <b>PARIS FASHION</b> Corey Bayliss	4	64.0 Overall	0:11.76 1400m	1:44.73 [7] (0:20.32)	1:24.41 [7] (0:11.76)	1:12.65 [7] (0:12.10)	1:00.55 [7] (0:12.18)	0:48.37 [7] (0:12.04)	0:36.33 [6] (0:11.99)	0:24.34 [7] (0:12.07)	0:36.33	+2
8	12 <b>SLICK HEELS</b> Melea Castle	3	63.8 Overall	0:11.73 1400m	1:45.20 [8] (0:19.97)	1:25.23 [2] (0:11.73)	1:13.50 [2] (0:11.91)	1:01.59 [2] (0:12.30)	0:49.29 [2] (0:12.18)	0:37.11 [3] (0:12.19)	0:24.92 [6] (0:12.33)	0:37.11	+1
9	3 <b>MOONLIGHT COWBOY</b> Rikki Jamieson	12	62.7 Overall	0:11.72 1400m	1:46.00 [9] (0:20.12)	1:25.88 [5] (0:11.72)	1:14.16 [4] (0:12.23)	1:01.93 [6] (0:12.17)	0:49.76 [6] (0:12.17)	0:37.59 [8] (0:12.29)	0:25.30 [9] (0:12.47)	0:37.59	+7

Scratched: Chicago Field (#1), Heroic Maputo (#2), Heart Of Marble (#10), Zuri Zuri (#13)

Track Rating: Good 4, Weather: Overcast, Rail Position: +5m Entire Course

Section				200m				Last 600m		
Field Times				0:11.86 (0:11.86)				0:35.70		
Rank	TAB	Horse/Jockey	Barrier	Top Speed [km/h]	Fastest Section	Margin			Distance Travelled [m]	
1	7	<b>FAT FINGERS</b> Samantha Collett	8	63.3 600m	0:11.62 200m	0:11.62 [4] (0:11.62)	1:43.40		0:35.28	
2	5	<b>KARAPIRO</b> Elione Chaves	1	63.8 Overall	0:11.71 1400m	0:11.87 [1] (0:11.87)	0.1L		0:35.71	-1
3	6	<b>CAOIMHE</b> Kyle Wilson-Taylor	6	62.4 Overall	0:11.69 1400m	0:11.87 [2] (0:11.87)	0.3L		0:35.57	-3
4	4	<b>STAC POLLAIDH</b> Georgina Cartwright	2	62.6 600m	0:11.71 1400m	0:11.92 [3] (0:11.92)	1.1L		0:35.51	-4
5	11	<b>SHE SHALL RULE</b> Micheal Hellyer	5	63.0 1400m	0:11.68 1400m	0:11.91 [5] (0:11.91)	2.1L		0:35.39	-4
6	9	<b>A DEVIL'S CHANCE</b> Morgan Butler	11	62.9 1400m	0:11.61 1400m	0:11.88 [6] (0:11.88)	3.4L		0:35.49	-1
7	8	<b>PARIS FASHION</b> Corey Bayliss	4	64.0 Overall	0:11.76 1400m	0:12.27 [7] (0:12.27)	7.2L		0:36.33	+2
8	12	<b>SLICK HEELS</b> Melea Castle	3	63.8 Overall	0:11.73 1400m	0:12.59 [8] (0:12.59)	10L		0:37.11	+1
9	3	<b>MOONLIGHT COWBOY</b> Rikki Jamieson	12	62.7 Overall	0:11.72 1400m	0:12.83 [9] (0:12.83)	14.5L		0:37.59	+7

Scratched: Chicago Field (#1), Heroic Maputo (#2), Heart Of Marble (#10), Zuri Zuri (#13)



Horse/Jockey Name	Fat Fingers
Final Rank	1
Fastest Section Time (Section)	0:11.62 (200m)
Top Speed [km/h] (Section)	63.3 (600m)
Race State	Finished



### Ipswich QLD Professional

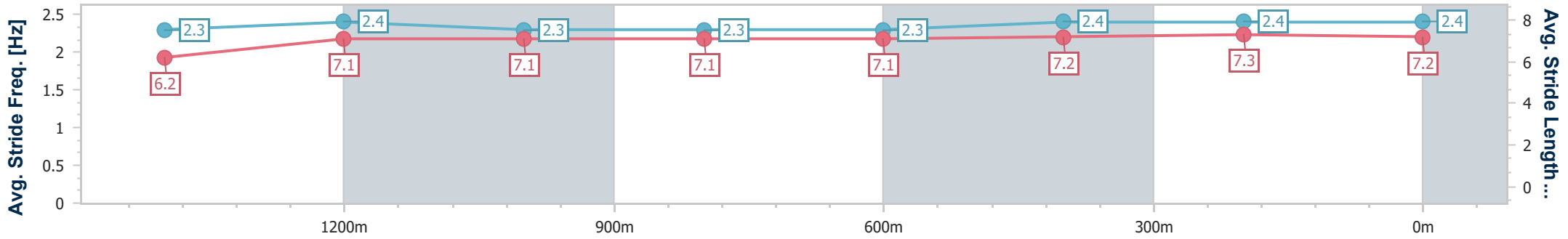
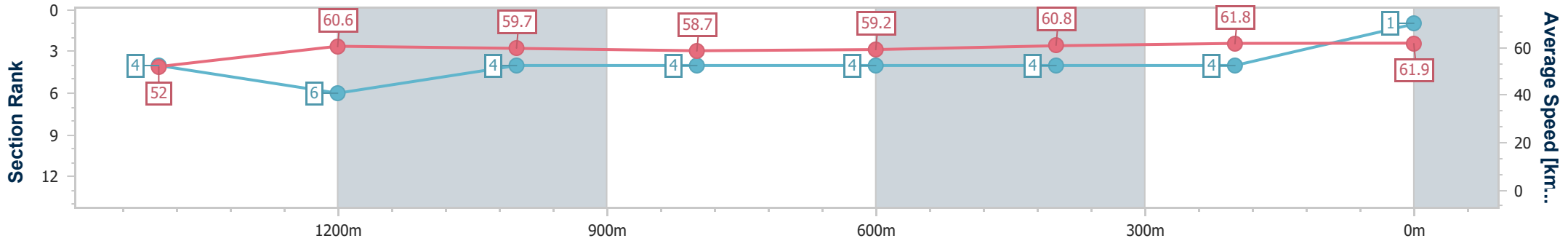
Race 2: TAB Maiden Handicap - 1690m

14 January 2023 - 13:09

Track Rating: Good 4, Weather: Overcast, Rail Position: +5m Entire Course



Section	Overall	1400m	1200m	1000m	800m	600m	400m	200m
Section Times	1:43.40 [1] (0:20.09)	1:23.31 [4] (0:11.83)	1:11.48 [6] (0:11.89)	0:59.59 [4] (0:12.17)	0:47.42 [4] (0:12.14)	0:35.28 [4] (0:11.88)	0:23.40 [4] (0:11.78)	0:11.62 [4] (0:11.62)
Average Speed [km/h]	52.0	60.6	59.7	58.7	59.2	60.8	61.8	61.9
Top Speed [km/h]	61.2	62.7	61.0	59.3	60.7	63.3	62.9	63.3
Avg. Dist. to Rail [m]	4.4	1.2	3.7	3.5	0.9	1.0	3.8	7.8
Avg. Stride Freq. [Hz]	2.3	2.4	2.3	2.3	2.3	2.4	2.4	2.4
Avg. Stride Length [m]	6.2	7.1	7.1	7.1	7.1	7.2	7.3	7.2



- [ ] Ranking at each section and finish
- .-.- No data available at this section
- NA No data available



Horse/Jockey Name	Karapiro
Final Rank	2
Fastest Section Time (Section)	0:11.71 (1400m)
Top Speed [km/h] (Section)	63.8 (Overall)
Race State	Finished



### Ipswich QLD Professional

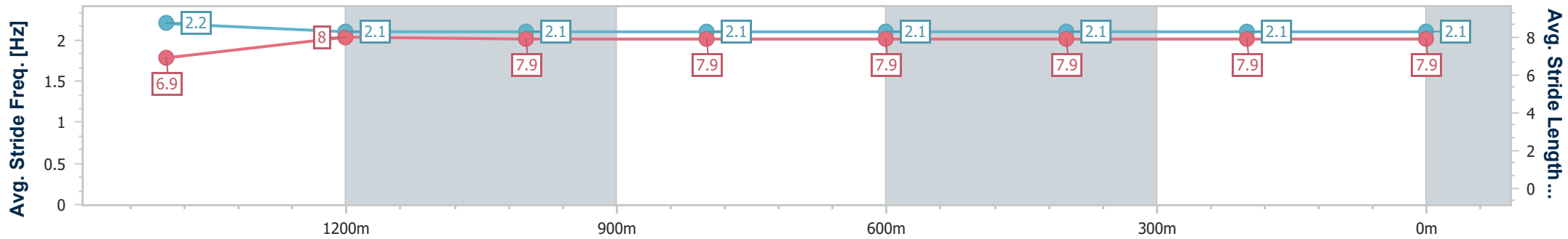
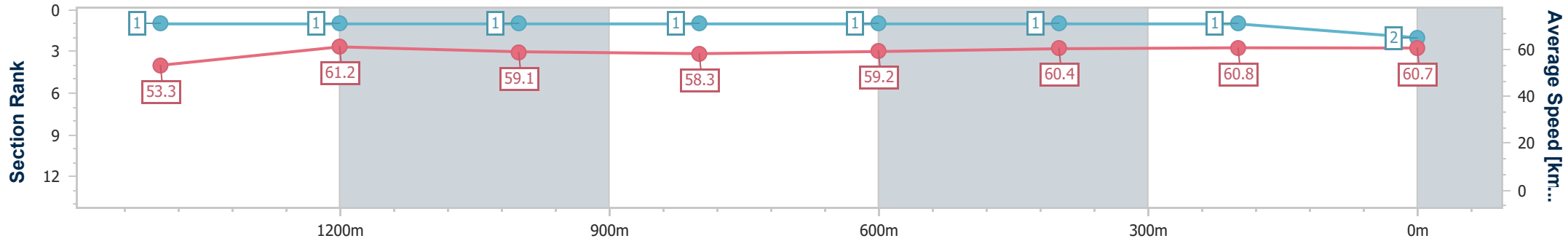
Race 2: TAB Maiden Handicap - 1690m

14 January 2023 - 13:09

Track Rating: Good 4, Weather: Overcast, Rail Position: +5m Entire Course



Section	Overall	1400m	1200m	1000m	800m	600m	400m	200m						
Section Times	1:43.41 [2] (0:19.60)	1:23.81 [1] (0:11.71)	1:12.10 [1] (0:12.03)	1:00.07 [1] (0:12.26)	0:47.81 [1] (0:12.10)	0:35.71 [1] (0:11.90)	0:23.81 [1] (0:11.94)	0:11.87 [1] (0:11.87)						
Average Speed [km/h]	53.3	61.2	59.1	58.3	59.2	60.4	60.8	60.7						
Top Speed [km/h]	63.8	62.3	60.2	59.6	60.5	61.1	62.0	61.3						
Avg. Dist. to Rail [m]	1.0	0.9	2.7	2.9	1.3	0.3	2.9	3.2						
Avg. Stride Freq. [Hz]	2.2	2.1	2.1	2.1	2.1	2.1	2.1	2.1						
Avg. Stride Length [m]	6.9	8.0	7.9	7.9	7.9	7.9	7.9	7.9						



- [ ] Ranking at each section and finish
- .-.- No data available at this section
- NA No data available



Horse/Jockey Name	Caoimhe
Final Rank	3
Fastest Section Time (Section)	0:11.69 (1400m)
Top Speed [km/h] (Section)	62.4 (Overall)
Race State	Finished



### Ipswich QLD Professional

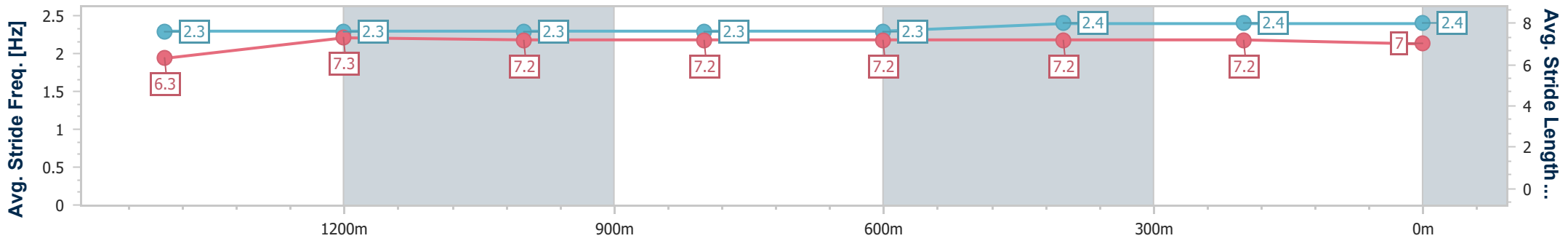
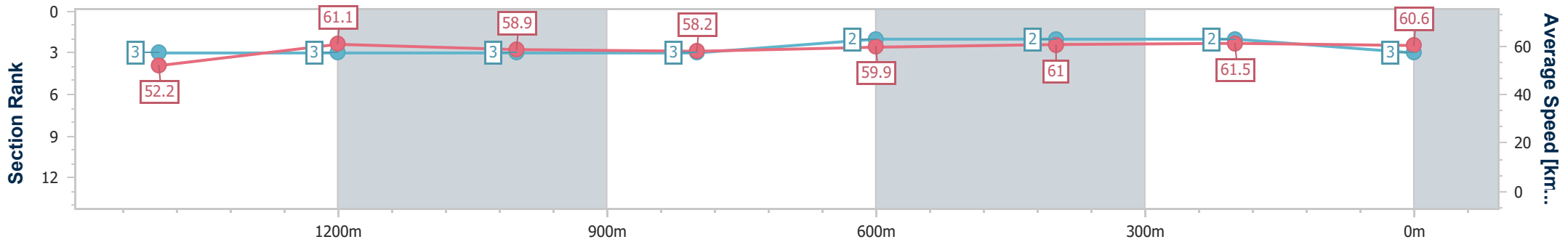
Race 2: TAB Maiden Handicap - 1690m

14 January 2023 - 13:09

Track Rating: Good 4, Weather: Overcast, Rail Position: +5m Entire Course



Section	Overall	1400m	1200m	1000m	800m	600m	400m	200m
Section Times	1:43.47 [3] (0:20.03)	1:23.44 [3] (0:11.69)	1:11.75 [3] (0:12.01)	0:59.74 [3] (0:12.25)	0:47.49 [3] (0:11.92)	0:35.57 [2] (0:11.85)	0:23.72 [2] (0:11.85)	0:11.87 [2] (0:11.87)
Average Speed [km/h]	52.2	61.1	58.9	58.2	59.9	61.0	61.5	60.6
Top Speed [km/h]	62.4	62.2	59.9	59.4	60.7	62.2	62.4	62.4
Avg. Dist. to Rail [m]	2.7	1.8	3.9	4.1	2.3	0.8	3.7	5.4
Avg. Stride Freq. [Hz]	2.3	2.3	2.3	2.3	2.3	2.4	2.4	2.4
Avg. Stride Length [m]	6.3	7.3	7.2	7.2	7.2	7.2	7.2	7.0



- [ ] Ranking at each section and finish
- .-.- No data available at this section
- NA No data available



Horse/Jockey Name	Stac Pollaidh
Final Rank	4
Fastest Section Time (Section)	0:11.71 (1400m)
Top Speed [km/h] (Section)	62.6 (600m)
Race State	Finished



### Ipswich QLD Professional

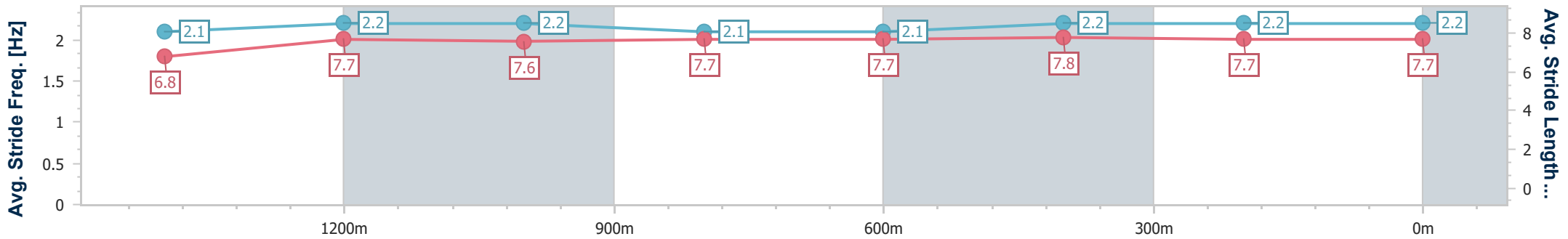
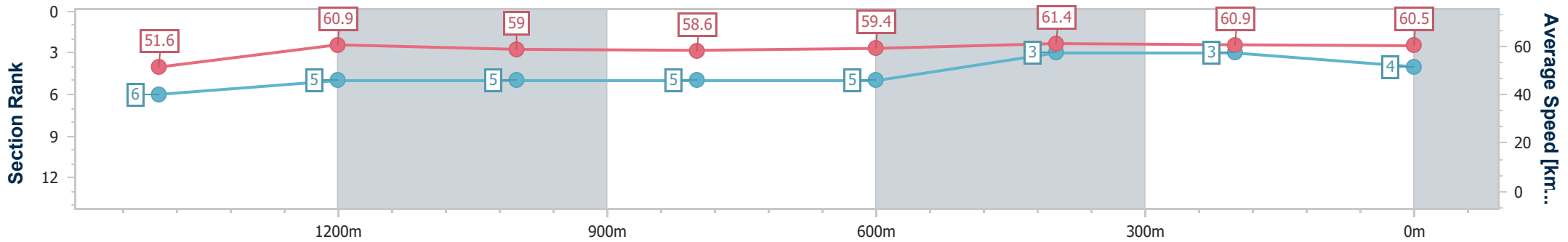
Race 2: TAB Maiden Handicap - 1690m

14 January 2023 - 13:09

Track Rating: Good 4, Weather: Overcast, Rail Position: +5m Entire Course



Section	Overall	1400m	1200m	1000m	800m	600m	400m	200m
Section Times	1:43.63 [4] (0:20.20)	1:23.43 [6] (0:11.71)	1:11.72 [5] (0:11.99)	0:59.73 [5] (0:12.18)	0:47.55 [5] (0:12.04)	0:35.51 [5] (0:11.74)	0:23.77 [3] (0:11.85)	0:11.92 [3] (0:11.92)
Average Speed [km/h]	51.6	60.9	59.0	58.6	59.4	61.4	60.9	60.5
Top Speed [km/h]	62.6	62.3	59.8	59.0	60.2	62.6	61.5	61.5
Avg. Dist. to Rail [m]	1.3	2.3	4.1	3.5	1.6	0.4	1.1	2.2
Avg. Stride Freq. [Hz]	2.1	2.2	2.2	2.1	2.1	2.2	2.2	2.2
Avg. Stride Length [m]	6.8	7.7	7.6	7.7	7.7	7.8	7.7	7.7



- [ ] Ranking at each section and finish
- .-.- No data available at this section
- NA No data available



Horse/Jockey Name	She Shall Rule
Final Rank	5
Fastest Section Time (Section)	0:11.68 (1400m)
Top Speed [km/h] (Section)	63.0 (1400m)
Race State	Finished



### Ipswich QLD Professional

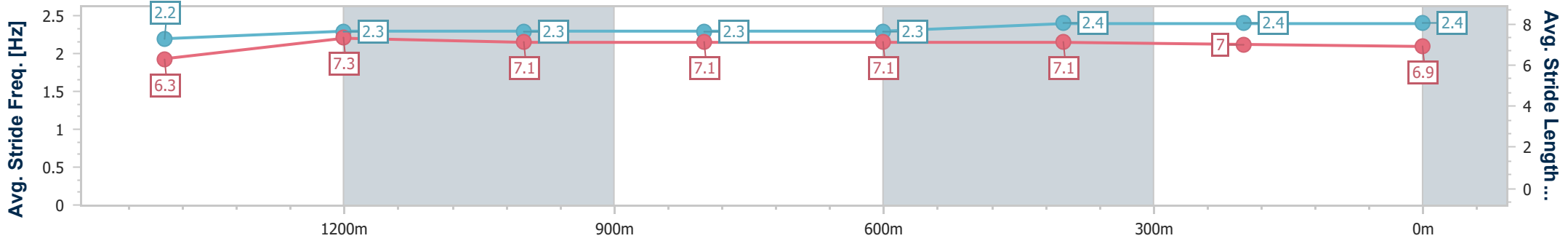
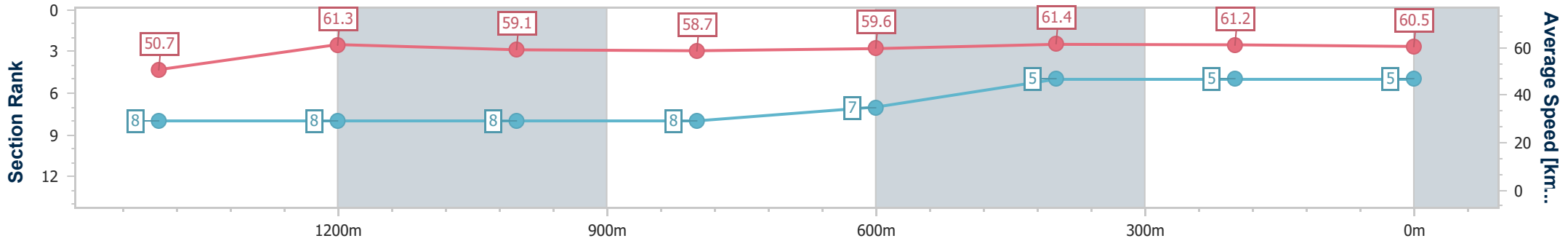
Race 2: TAB Maiden Handicap - 1690m

14 January 2023 - 13:09

Track Rating: Good 4, Weather: Overcast, Rail Position: +5m Entire Course



Section	Overall	1400m	1200m	1000m	800m	600m	400m	200m					
Section Times	1:43.81 [5] (0:20.58)	1:23.23 [8] (0:11.68)	1:11.55 [8] (0:11.99)	0:59.56 [8] (0:12.18)	0:47.38 [8] (0:11.99)	0:35.39 [7] (0:11.68)	0:23.71 [5] (0:11.80)	0:11.91 [5] (0:11.91)					
Average Speed [km/h]	50.7	61.3	59.1	58.7	59.6	61.4	61.2	60.5					
Top Speed [km/h]	62.2	63.0	60.4	59.6	61.8	62.5	61.9	61.5					
Avg. Dist. to Rail [m]	2.4	1.7	3.2	3.5	2.1	0.7	1.9	4.8					
Avg. Stride Freq. [Hz]	2.2	2.3	2.3	2.3	2.3	2.4	2.4	2.4					
Avg. Stride Length [m]	6.3	7.3	7.1	7.1	7.1	7.1	7.0	6.9					



- [ ] Ranking at each section and finish
- .-.- No data available at this section
- NA No data available



Horse/Jockey Name	A Devil's Chance
Final Rank	6
Fastest Section Time (Section)	0:11.61 (1400m)
Top Speed [km/h] (Section)	62.9 (1400m)
Race State	Finished



### Ipswich QLD Professional

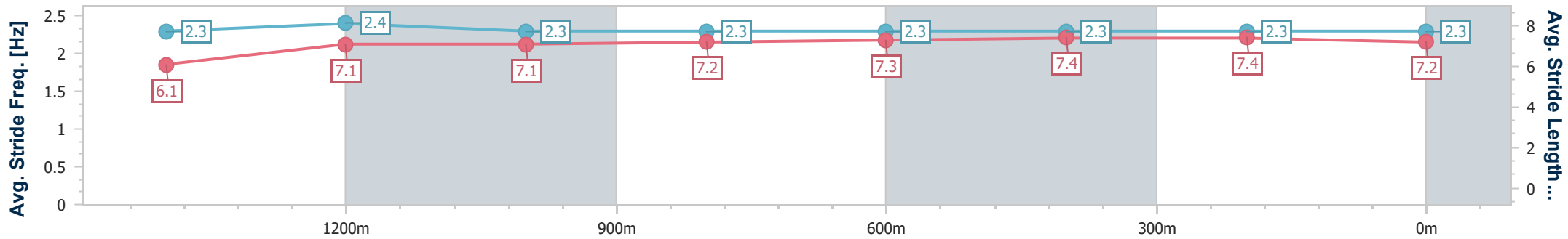
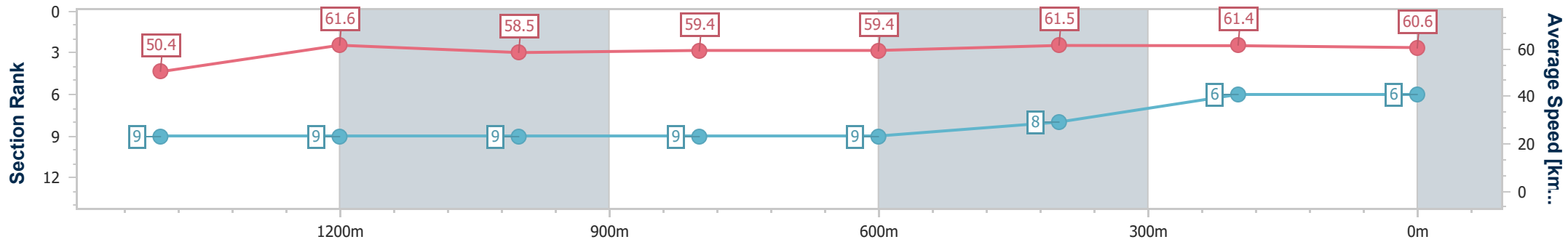
Race 2: TAB Maiden Handicap - 1690m

14 January 2023 - 13:09

Track Rating: Good 4, Weather: Overcast, Rail Position: +5m Entire Course



Section	Overall	1400m	1200m	1000m	800m	600m	400m	200m						
Section Times	1:44.06 [6] (0:20.75)	1:23.31 [9] (0:11.61)	1:11.70 [9] (0:12.13)	0:59.57 [9] (0:12.05)	0:47.52 [9] (0:12.03)	0:35.49 [9] (0:11.78)	0:23.71 [8] (0:11.83)	0:11.88 [6] (0:11.88)						
Average Speed [km/h]	50.4	61.6	58.5	59.4	59.4	61.5	61.4	60.6						
Top Speed [km/h]	62.7	62.9	60.3	60.8	60.4	62.2	62.0	62.4						
Avg. Dist. to Rail [m]	3.2	1.4	3.3	3.2	1.5	1.2	3.1	7.2						
Avg. Stride Freq. [Hz]	2.3	2.4	2.3	2.3	2.3	2.3	2.3	2.3						
Avg. Stride Length [m]	6.1	7.1	7.1	7.2	7.3	7.4	7.4	7.2						



- [ ] Ranking at each section and finish
- .-.- No data available at this section
- NA No data available





Horse/Jockey Name	Paris Fashion
Final Rank	7
Fastest Section Time (Section)	0:11.76 (1400m)
Top Speed [km/h] (Section)	64.0 (Overall)
Race State	Finished



### Ipswich QLD Professional

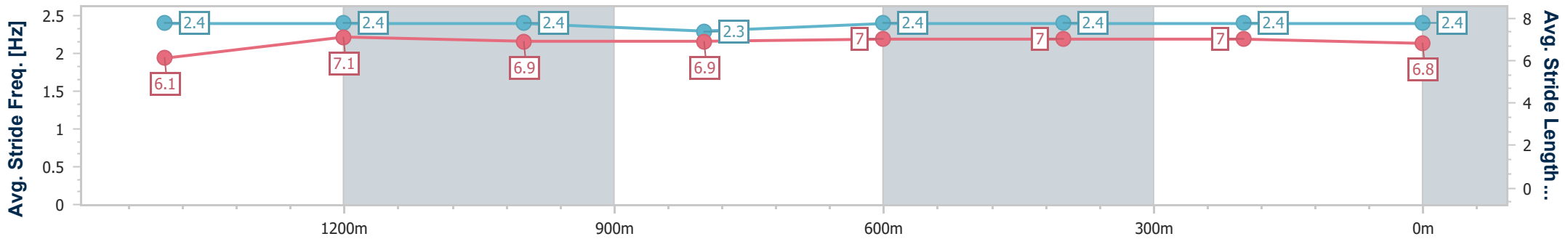
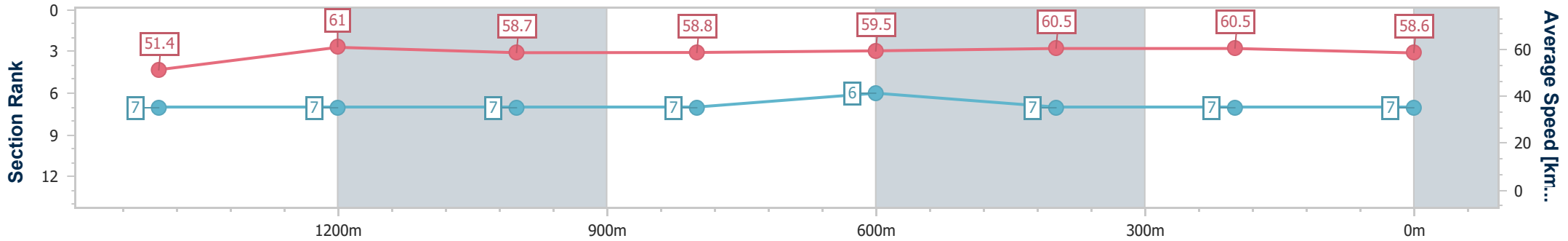
Race 2: TAB Maiden Handicap - 1690m

14 January 2023 - 13:09

Track Rating: Good 4, Weather: Overcast, Rail Position: +5m Entire Course



Section	Overall	1400m	1200m	1000m	800m	600m	400m	200m
Section Times	1:44.73 [7] (0:20.32)	1:24.41 [7] (0:11.76)	1:12.65 [7] (0:12.10)	1:00.55 [7] (0:12.18)	0:48.37 [7] (0:12.04)	0:36.33 [6] (0:11.99)	0:24.34 [7] (0:12.07)	0:12.27 [7] (0:12.27)
Average Speed [km/h]	51.4	61.0	58.7	58.8	59.5	60.5	60.5	58.6
Top Speed [km/h]	64.0	62.8	59.9	59.9	61.7	61.3	62.9	60.5
Avg. Dist. to Rail [m]	1.7	1.2	2.8	2.3	1.1	1.7	4.8	7.4
Avg. Stride Freq. [Hz]	2.4	2.4	2.4	2.3	2.4	2.4	2.4	2.4
Avg. Stride Length [m]	6.1	7.1	6.9	6.9	7.0	7.0	7.0	6.8



- [ ] Ranking at each section and finish
- .-.- No data available at this section
- NA No data available



Horse/Jockey Name	Slick Heels
Final Rank	8
Fastest Section Time (Section)	0:11.73 (1400m)
Top Speed [km/h] (Section)	63.8 (Overall)
Race State	Finished



### Ipswich QLD Professional

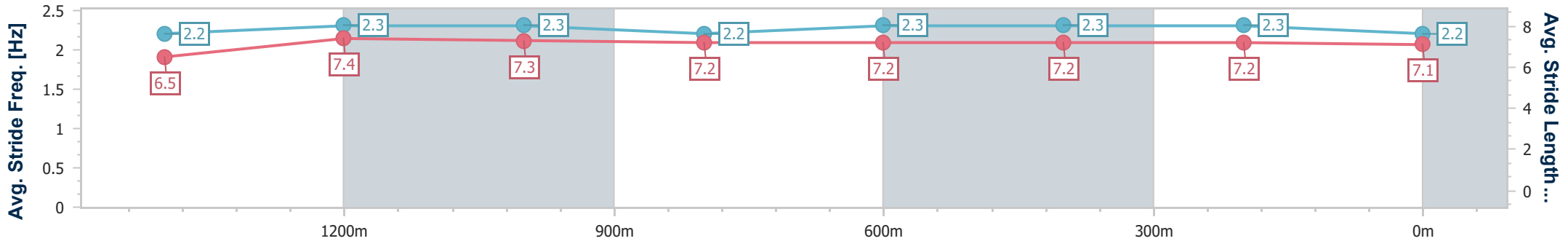
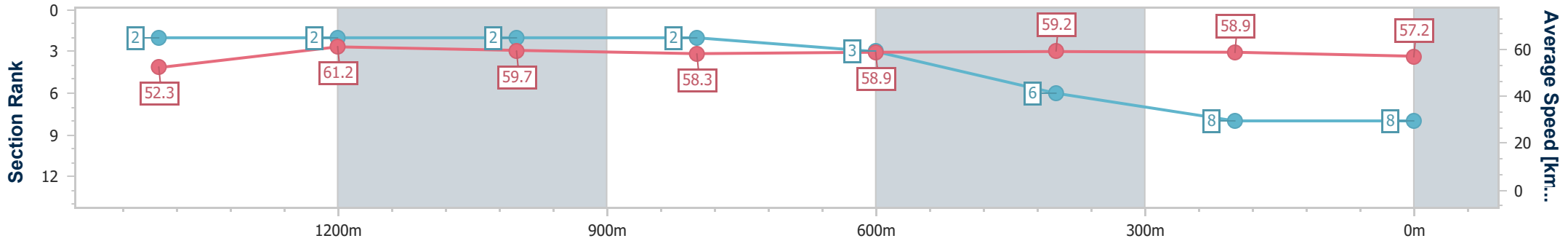
Race 2: TAB Maiden Handicap - 1690m

14 January 2023 - 13:09

Track Rating: Good 4, Weather: Overcast, Rail Position: +5m Entire Course



Section	Overall	1400m	1200m	1000m	800m	600m	400m	200m					
Section Times	1:45.20 [8] (0:19.97)	1:25.23 [2] (0:11.73)	1:13.50 [2] (0:11.91)	1:01.59 [2] (0:12.30)	0:49.29 [2] (0:12.18)	0:37.11 [3] (0:12.19)	0:24.92 [6] (0:12.33)	0:12.59 [8] (0:12.59)					
Average Speed [km/h]	52.3	61.2	59.7	58.3	58.9	59.2	58.9	57.2					
Top Speed [km/h]	63.8	63.0	60.5	59.3	60.4	60.2	60.9	58.7					
Avg. Dist. to Rail [m]	2.2	1.0	2.7	2.3	1.1	1.1	3.5	5.5					
Avg. Stride Freq. [Hz]	2.2	2.3	2.3	2.2	2.3	2.3	2.3	2.2					
Avg. Stride Length [m]	6.5	7.4	7.3	7.2	7.2	7.2	7.2	7.1					



- [ ] Ranking at each section and finish
- .-.- No data available at this section
- NA No data available



Horse/Jockey Name	Moonlight Cowboy
Final Rank	9
Fastest Section Time (Section)	0:11.72 (1400m)
Top Speed [km/h] (Section)	62.7 (Overall)
Race State	Finished



### Ipswich QLD Professional

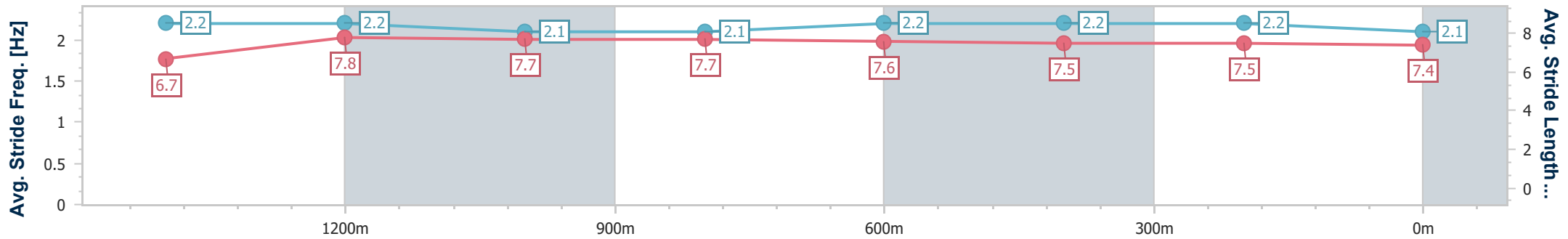
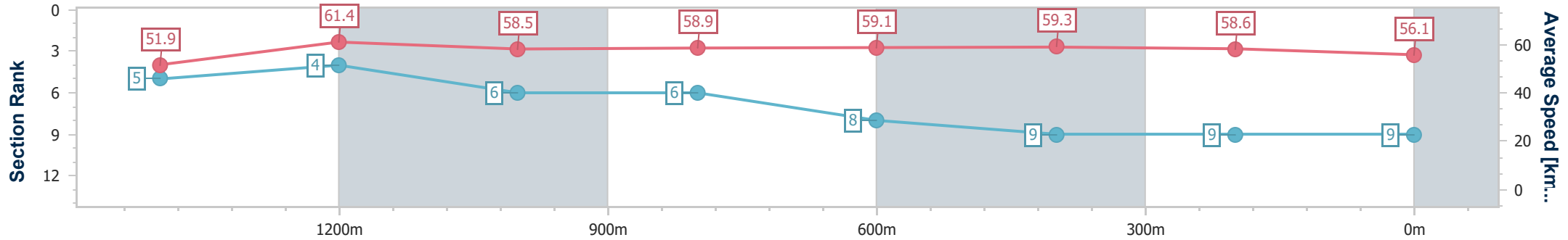
Race 2: TAB Maiden Handicap - 1690m

14 January 2023 - 13:09

Track Rating: Good 4, Weather: Overcast, Rail Position: +5m Entire Course



Section	Overall	1400m	1200m	1000m	800m	600m	400m	200m
Section Times	1:46.00 [9] (0:20.12)	1:25.88 [5] (0:11.72)	1:14.16 [4] (0:12.23)	1:01.93 [6] (0:12.17)	0:49.76 [6] (0:12.17)	0:37.59 [8] (0:12.29)	0:25.30 [9] (0:12.47)	0:12.83 [9] (0:12.83)
Average Speed [km/h]	51.9	61.4	58.5	58.9	59.1	59.3	58.6	56.1
Top Speed [km/h]	62.7	62.4	59.6	59.6	59.9	59.7	59.4	58.1
Avg. Dist. to Rail [m]	4.9	0.7	1.4	1.4	0.5	2.6	4.6	7.1
Avg. Stride Freq. [Hz]	2.2	2.2	2.1	2.1	2.2	2.2	2.2	2.1
Avg. Stride Length [m]	6.7	7.8	7.7	7.7	7.6	7.5	7.5	7.4



- [ ] Ranking at each section and finish
- .-.- No data available at this section
- NA No data available