



Sunshine Coast QLD Professional
Race 6: NEIL MANSELL CONCRETE RATINGS BAND 0 - 62 Handicap - 1000m
15 January 2023 - 15:25



Track Rating: Good 4, Weather: Overcast, Rail Position: +7m

Section											Last 600m	
Field Times		Overall	800m	600m	400m	200m						
		0:58.16 (0:13.15)	0:45.01 (0:10.92)	0:34.09 (0:10.99)	0:23.10 (0:10.91)	0:12.19 (0:12.19)						0:34.09
Rank	TAB Horse/Jockey	Barrier	Top Speed [km/h]	Fastest Section						Margin	Distance Travelled [m]	
1	6 GROOMED Jaden Lloyd	12	70.1 400m	0:10.88 400m	0:58.16 [1] (0:13.72)	0:44.44 [7] (0:10.95)	0:33.49 [8] (0:10.98)	0:22.51 [8] (0:10.88)	0:11.63 [7] (0:11.63)	0:58.16	0:33.49	
2	1 HEY BIG SPLENDA Ryan Maloney	2	69.0 600m	0:10.83 800m	0:58.25 [2] (0:13.38)	0:44.87 [5] (0:10.83)	0:34.04 [4] (0:10.95)	0:23.09 [3] (0:11.05)	0:12.04 [3] (0:12.04)	0.4L	0:34.04 +1	
3	5 GLAMOUR AND GLORY Boris Thornton	3	68.9 400m	0:10.89 400m	0:58.30 [3] (0:13.15)	0:45.15 [1] (0:11.02)	0:34.13 [2] (0:10.91)	0:23.22 [2] (0:10.89)	0:12.33 [1] (0:12.33)	0.6L	0:34.13 -3	
4	12 CHIKARA Justin Huxtable	9	68.2 800m	0:10.91 800m	0:58.31 [4] (0:13.27)	0:45.04 [2] (0:10.91)	0:34.13 [3] (0:11.09)	0:23.04 [5] (0:10.91)	0:12.13 [2] (0:12.13)	0.7L	0:34.13 +1	
5	8 BARBARY ROYALE Wendy Peel	1	68.4 400m	0:10.90 600m	0:58.40 [5] (0:13.30)	0:45.10 [4] (0:10.98)	0:34.12 [5] (0:10.90)	0:23.22 [4] (0:11.04)	0:12.18 [4] (0:12.18)	1.1L	0:34.12 -5	
6	7 UNLIKELY OCCURRENCE Nikita Beriman	6	67.5 800m	0:10.84 800m	0:58.82 [6] (0:13.79)	0:45.03 [8] (0:10.84)	0:34.19 [7] (0:10.99)	0:23.20 [7] (0:11.00)	0:12.20 [8] (0:12.20)	3.4L	0:34.19 -1	
7	9 MARTINI MOMENT Kyle Wilson-Taylor	4	67.5 800m	0:10.94 600m	0:58.90 [7] (0:13.54)	0:45.36 [6] (0:11.04)	0:34.32 [6] (0:10.94)	0:23.38 [6] (0:10.96)	0:12.42 [6] (0:12.42)	3.8L	0:34.32 -2	
8	4 BELISTIC MAN Matthew Powell	8	69.4 800m	0:10.80 800m	0:59.33 [8] (0:13.27)	0:46.06 [3] (0:10.80)	0:35.26 [1] (0:10.99)	0:24.27 [1] (0:11.36)	0:12.91 [5] (0:12.91)	6.3L	0:35.26 +2	

Scratched: Sooblond (#11), Goblin' De Quo (#13), Baldassare (#2), Primed For Victory (#10), Boodua Romance (#3)

[] Ranking at each section and finish
 -:-:- No data available at this section
 NA No data available

SCN Saddle cloth number
 DNF Did not finish
 DNT Did not track



Horse/Jockey Name	Groomed
Final Rank	1
Fastest Section Time (Section)	0:10.88 (400m)
Top Speed [km/h] (Section)	70.1 (400m)
Race State	Finished



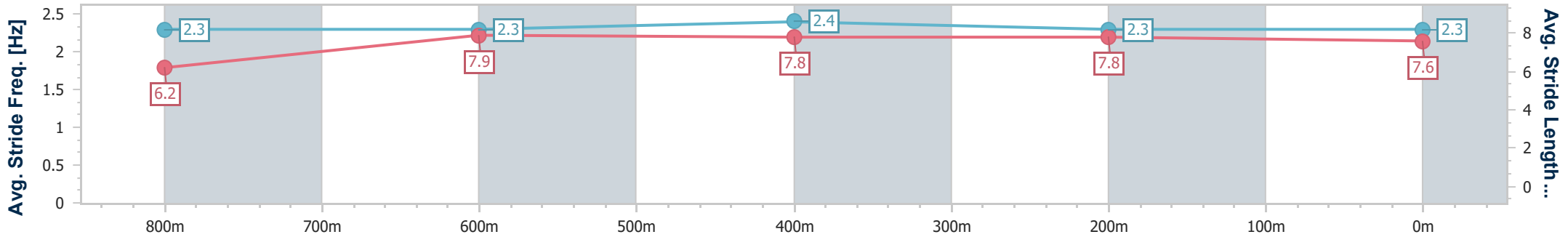
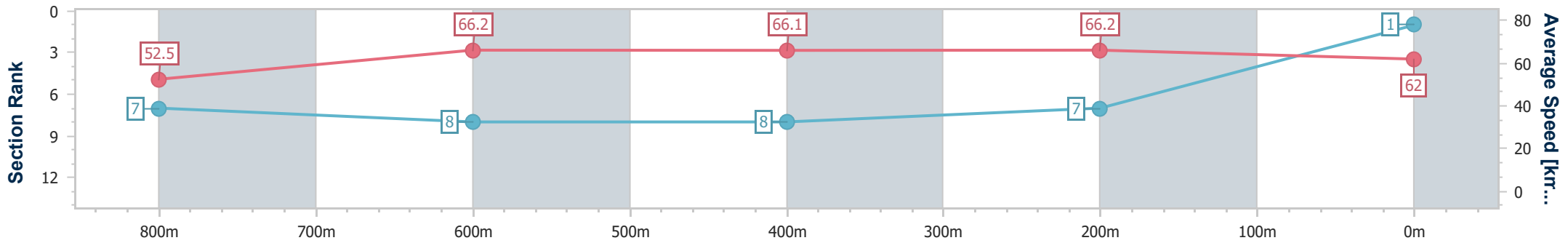
Sunshine Coast QLD Professional
Race 6: NEIL MANSELL CONCRETE RATINGS BAND 0 - 62
Handicap - 1000m



15 January 2023 - 15:25

Track Rating: Good 4, Weather: Overcast, Rail Position: +7m

Section	Overall	800m	600m	400m	200m
Section Times	0:58.16 [1] (0:13.72)	0:44.44 [7] (0:10.95)	0:33.49 [8] (0:10.98)	0:22.51 [8] (0:10.88)	0:11.63 [7] (0:11.63)
Average Speed [km/h]	52.5	66.2	66.1	66.2	62.0
Top Speed [km/h]	66.6	67.6	67.9	70.1	64.0
Avg. Dist. to Rail [m]	7.7	2.4	1.2	2.9	4.2
Avg. Stride Freq. [Hz]	2.3	2.3	2.4	2.3	2.3
Avg. Stride Length [m]	6.2	7.9	7.8	7.8	7.6



- [] Ranking at each section and finish
- .-.- No data available at this section
- NA No data available



Horse/Jockey Name	Hey Big Splenda
Final Rank	2
Fastest Section Time (Section)	0:10.83 (800m)
Top Speed [km/h] (Section)	69.0 (600m)
Race State	Finished



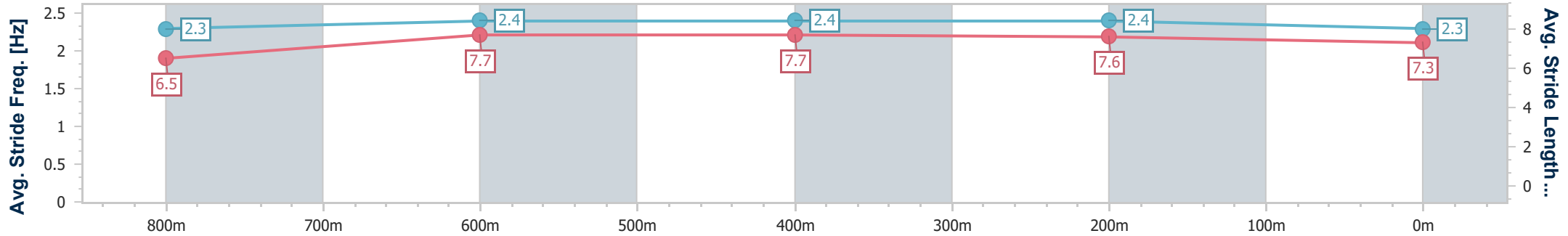
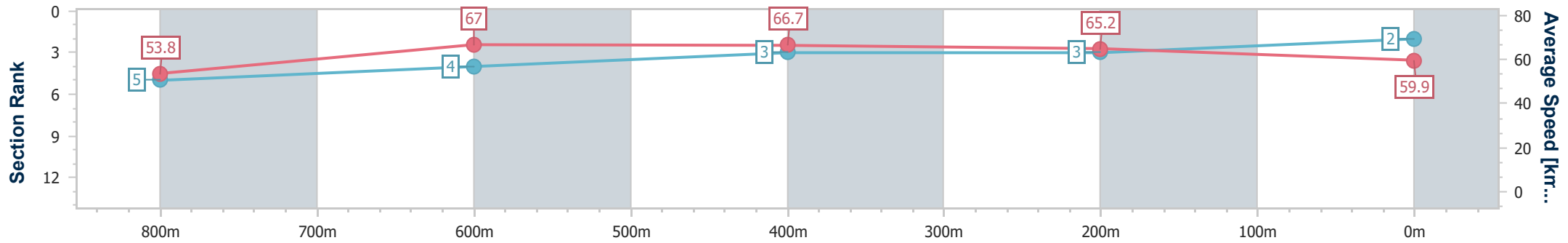
Sunshine Coast QLD Professional
 Race 6: NEIL MANSELL CONCRETE RATINGS BAND 0 - 62
 Handicap - 1000m



15 January 2023 - 15:25

Track Rating: Good 4, Weather: Overcast, Rail Position: +7m

Section	Overall	800m	600m	400m	200m
Section Times	0:58.25 [2] (0:13.38)	0:44.87 [5] (0:10.83)	0:34.04 [4] (0:10.95)	0:23.09 [3] (0:11.05)	0:12.04 [3] (0:12.04)
Average Speed [km/h]	53.8	67.0	66.7	65.2	59.9
Top Speed [km/h]	67.3	68.6	69.0	67.3	63.3
Avg. Dist. to Rail [m]	2.7	1.8	2.4	5.0	4.0
Avg. Stride Freq. [Hz]	2.3	2.4	2.4	2.4	2.3
Avg. Stride Length [m]	6.5	7.7	7.7	7.6	7.3



- [] Ranking at each section and finish
- .-.- No data available at this section
- NA No data available



Horse/Jockey Name	Glamour And Glory
Final Rank	3
Fastest Section Time (Section)	0:10.89 (400m)
Top Speed [km/h] (Section)	68.9 (400m)
Race State	Finished



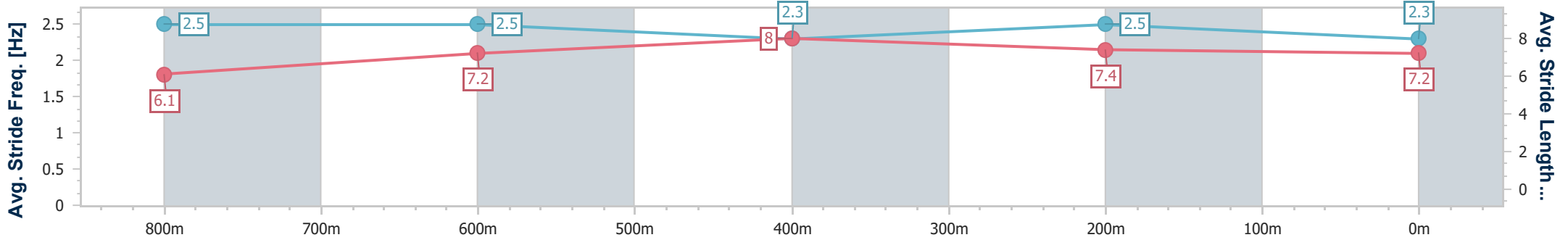
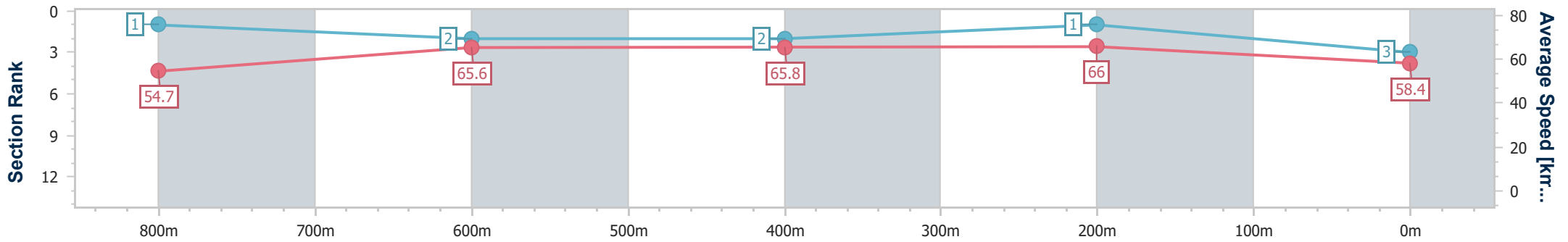
Sunshine Coast QLD Professional
 Race 6: NEIL MANSELL CONCRETE RATINGS BAND 0 - 62
 Handicap - 1000m



15 January 2023 - 15:25

Track Rating: Good 4, Weather: Overcast, Rail Position: +7m

Section	Overall	800m	600m	400m	200m
Section Times	0:58.30 [3] (0:13.15)	0:45.15 [1] (0:11.02)	0:34.13 [2] (0:10.91)	0:23.22 [2] (0:10.89)	0:12.33 [1] (0:12.33)
Average Speed [km/h]	54.7	65.6	65.8	66.0	58.4
Top Speed [km/h]	68.0	68.1	67.6	68.9	62.2
Avg. Dist. to Rail [m]	3.2	0.6	0.5	0.9	0.3
Avg. Stride Freq. [Hz]	2.5	2.5	2.3	2.5	2.3
Avg. Stride Length [m]	6.1	7.2	8.0	7.4	7.2



- [] Ranking at each section and finish
- .-.- No data available at this section
- NA No data available



Horse/Jockey Name	Chikara
Final Rank	4
Fastest Section Time (Section)	0:10.91 (800m)
Top Speed [km/h] (Section)	68.2 (800m)
Race State	Finished



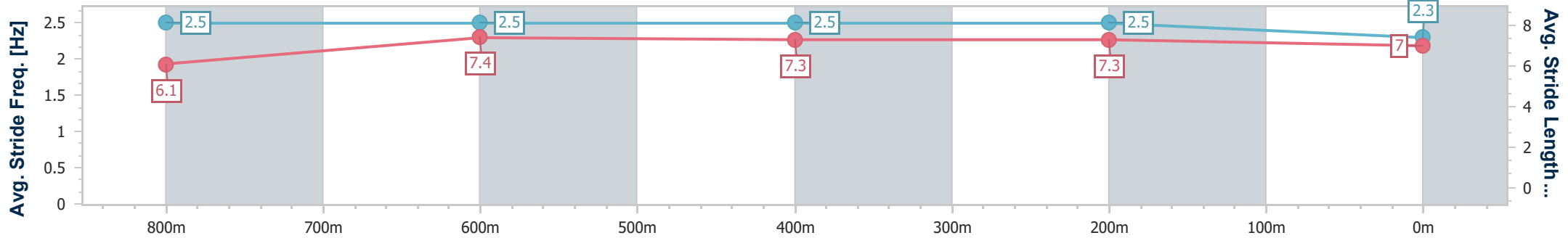
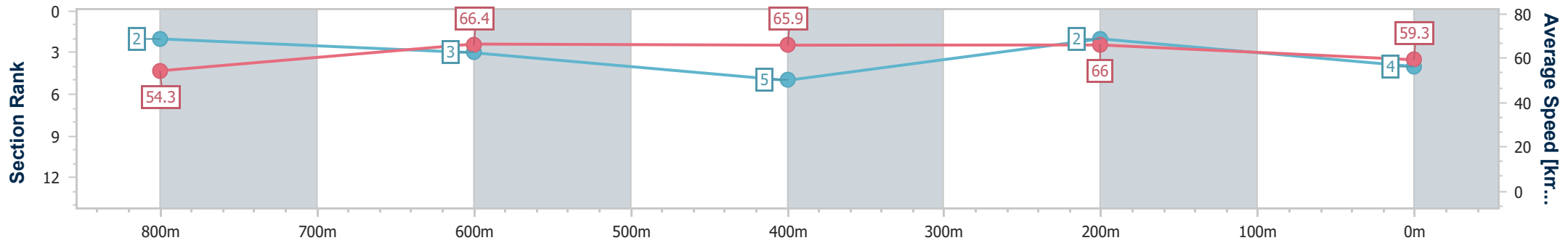
Sunshine Coast QLD Professional
Race 6: NEIL MANSELL CONCRETE RATINGS BAND 0 - 62
Handicap - 1000m



15 January 2023 - 15:25

Track Rating: Good 4, Weather: Overcast, Rail Position: +7m

Section	Overall	800m	600m	400m	200m
Section Times	0:58.31 [4] (0:13.27)	0:45.04 [2] (0:10.91)	0:34.13 [3] (0:11.09)	0:23.04 [5] (0:10.91)	0:12.13 [2] (0:12.13)
Average Speed [km/h]	54.3	66.4	65.9	66.0	59.3
Top Speed [km/h]	67.7	68.2	67.8	68.0	65.4
Avg. Dist. to Rail [m]	5.9	1.7	2.6	2.2	2.3
Avg. Stride Freq. [Hz]	2.5	2.5	2.5	2.5	2.3
Avg. Stride Length [m]	6.1	7.4	7.3	7.3	7.0



- [] Ranking at each section and finish
- .-.- No data available at this section
- NA No data available



Horse/Jockey Name	Barbary Royale
Final Rank	5
Fastest Section Time (Section)	0:10.90 (600m)
Top Speed [km/h] (Section)	68.4 (400m)
Race State	Finished



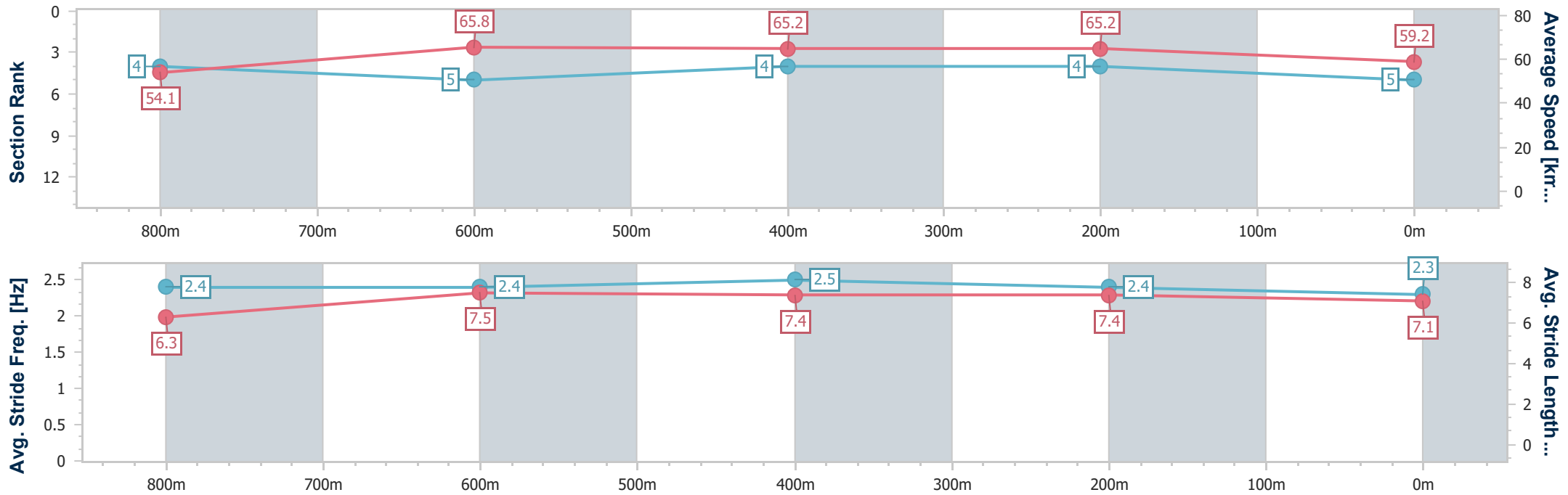
Sunshine Coast QLD Professional
 Race 6: NEIL MANSELL CONCRETE RATINGS BAND 0 - 62
 Handicap - 1000m



15 January 2023 - 15:25

Track Rating: Good 4, Weather: Overcast, Rail Position: +7m

Section	Overall	800m	600m	400m	200m
Section Times	0:58.40 [5] (0:13.30)	0:45.10 [4] (0:10.98)	0:34.12 [5] (0:10.90)	0:23.22 [4] (0:11.04)	0:12.18 [4] (0:12.18)
Average Speed [km/h]	54.1	65.8	65.2	65.2	59.2
Top Speed [km/h]	68.0	67.4	66.0	68.4	62.4
Avg. Dist. to Rail [m]	2.0	0.7	1.8	0.9	0.5
Avg. Stride Freq. [Hz]	2.4	2.4	2.5	2.4	2.3
Avg. Stride Length [m]	6.3	7.5	7.4	7.4	7.1



- [] Ranking at each section and finish
- .-.- No data available at this section
- NA No data available



Horse/Jockey Name	Unlikelyoccurrence
Final Rank	6
Fastest Section Time (Section)	0:10.84 (800m)
Top Speed [km/h] (Section)	67.5 (800m)
Race State	Finished



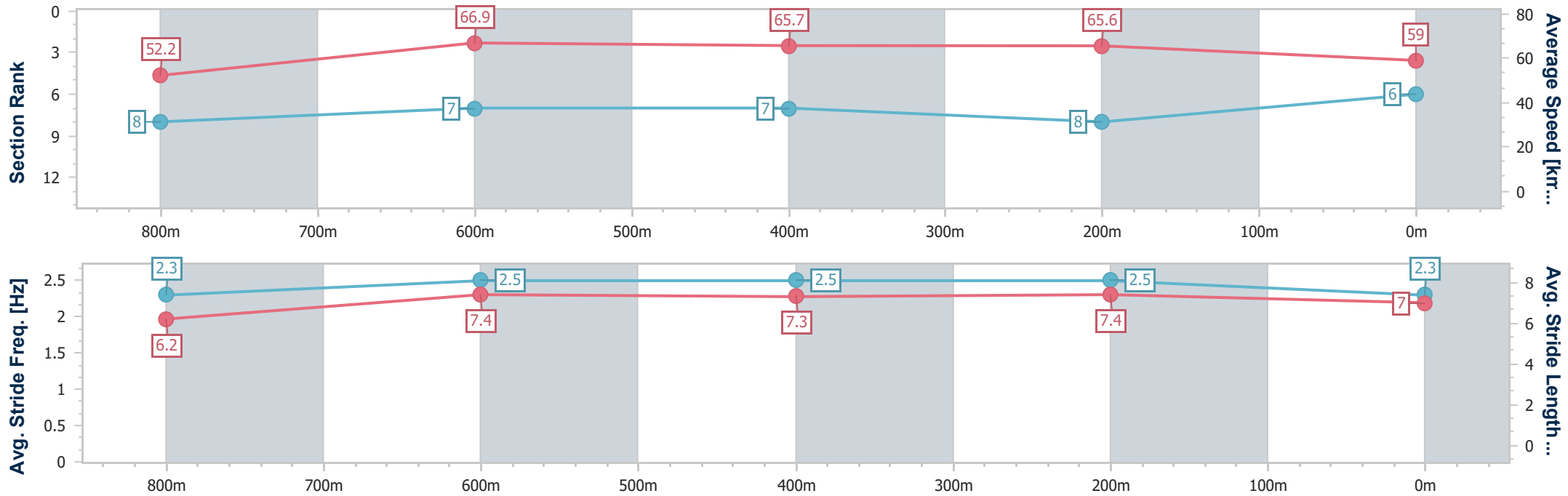
Sunshine Coast QLD Professional
 Race 6: NEIL MANSELL CONCRETE RATINGS BAND 0 - 62
 Handicap - 1000m



15 January 2023 - 15:25

Track Rating: Good 4, Weather: Overcast, Rail Position: +7m

Section	Overall	800m	600m	400m	200m
Section Times	0:58.82 [6] (0:13.79)	0:45.03 [8] (0:10.84)	0:34.19 [7] (0:10.99)	0:23.20 [7] (0:11.00)	0:12.20 [8] (0:12.20)
Average Speed [km/h]	52.2	66.9	65.7	65.6	59.0
Top Speed [km/h]	66.9	67.5	66.3	66.5	64.3
Avg. Dist. to Rail [m]	4.8	2.0	0.7	0.6	0.5
Avg. Stride Freq. [Hz]	2.3	2.5	2.5	2.5	2.3
Avg. Stride Length [m]	6.2	7.4	7.3	7.4	7.0



- [] Ranking at each section and finish
- .-.-.- No data available at this section
- NA No data available



Horse/Jockey Name	Martini Moment
Final Rank	7
Fastest Section Time (Section)	0:10.94 (600m)
Top Speed [km/h] (Section)	67.5 (800m)
Race State	Finished



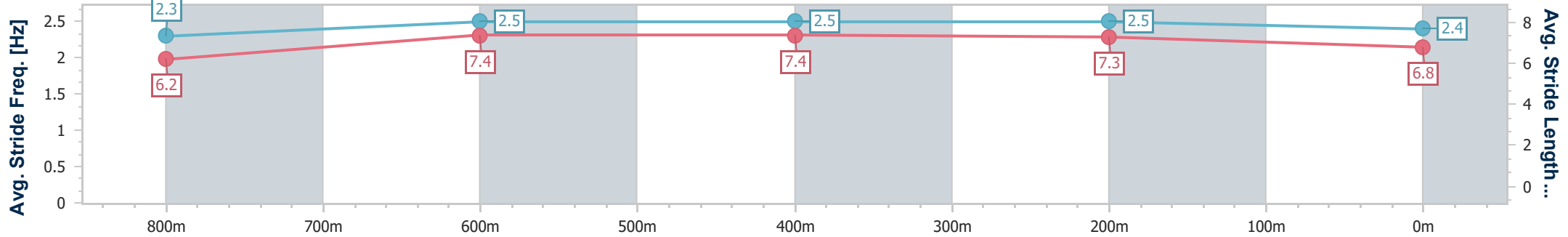
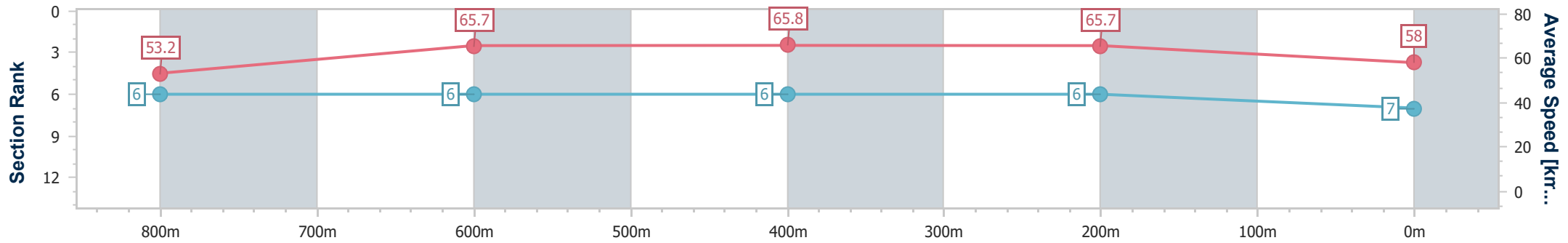
Sunshine Coast QLD Professional
 Race 6: NEIL MANSELL CONCRETE RATINGS BAND 0 - 62
 Handicap - 1000m



15 January 2023 - 15:25

Track Rating: Good 4, Weather: Overcast, Rail Position: +7m

Section	Overall	800m	600m	400m	200m
Section Times	0:58.90 [7] (0:13.54)	0:45.36 [6] (0:11.04)	0:34.32 [6] (0:10.94)	0:23.38 [6] (0:10.96)	0:12.42 [6] (0:12.42)
Average Speed [km/h]	53.2	65.7	65.8	65.7	58.0
Top Speed [km/h]	67.5	67.5	67.1	67.2	64.1
Avg. Dist. to Rail [m]	4.1	1.6	0.7	0.7	0.4
Avg. Stride Freq. [Hz]	2.3	2.5	2.5	2.5	2.4
Avg. Stride Length [m]	6.2	7.4	7.4	7.3	6.8



- [] Ranking at each section and finish
- .-.- No data available at this section
- NA No data available



Horse/Jockey Name	Belistic Man
Final Rank	8
Fastest Section Time (Section)	0:10.80 (800m)
Top Speed [km/h] (Section)	69.4 (800m)
Race State	Finished



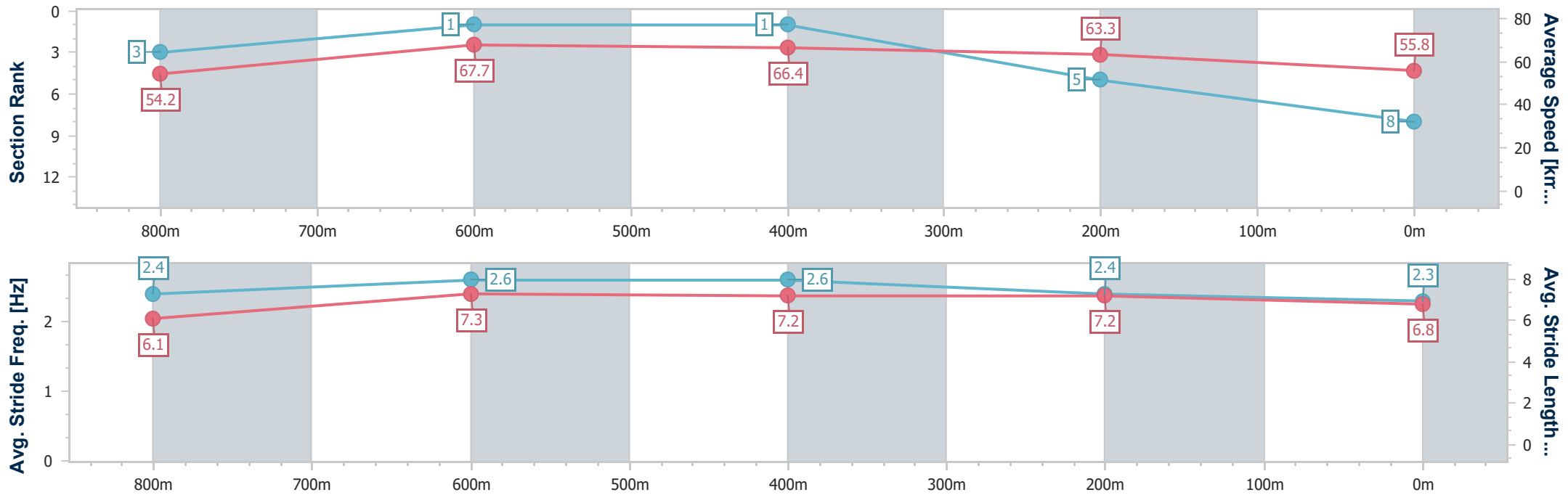
Sunshine Coast QLD Professional
 Race 6: NEIL MANSELL CONCRETE RATINGS BAND 0 - 62
 Handicap - 1000m



15 January 2023 - 15:25

Track Rating: Good 4, Weather: Overcast, Rail Position: +7m

Section	Overall	800m	600m	400m	200m
Section Times	0:59.33 [8] (0:13.27)	0:46.06 [3] (0:10.80)	0:35.26 [1] (0:10.99)	0:24.27 [1] (0:11.36)	0:12.91 [5] (0:12.91)
Average Speed [km/h]	54.2	67.7	66.4	63.3	55.8
Top Speed [km/h]	68.3	69.4	68.7	66.1	59.9
Avg. Dist. to Rail [m]	5.9	3.4	2.2	2.3	2.4
Avg. Stride Freq. [Hz]	2.4	2.6	2.6	2.4	2.3
Avg. Stride Length [m]	6.1	7.3	7.2	7.2	6.8



- [] Ranking at each section and finish
- .-.- No data available at this section
- NA No data available