



# Sunshine Coast QLD Professional

## Race 7: CHAPS MENSWEAR RATINGS BAND 0 - 62 Handicap - 1400m

15 January 2023 - 16:01



Track Rating: Good 4, Weather: Overcast, Rail Position: +7m

Section												Last 600m	
Field Times		Overall	1200m	1000m	800m	600m	400m						0:36.40
		1:24.68 (0:13.64)	1:11.04 (0:10.90)	1:00.14 (0:11.55)	0:48.59 (0:12.19)	0:36.40 (0:12.28)	0:24.12 (0:11.98)						
Rank	TAB	Horse/Jockey	Barrier	Top Speed [km/h]	Fastest Section							Distance Travelled [m]	
1	11	<b>FINSCEAL</b> Justin Huxtable	10	65.9 1200m	0:11.03 1200m	1:24.68 [1] (0:14.25)	1:10.43 [10] (0:11.03)	0:59.40 [10] (0:11.73)	0:47.67 [9] (0:12.23)	0:35.44 [9] (0:12.07)	0:23.37 [8] (0:11.63)	0:35.44	
2	10	<b>SARSEN</b> Jaden Lloyd	12	65.4 1200m	0:11.09 1200m	1:25.02 [2] (0:14.27)	1:10.75 [11] (0:11.09)	0:59.66 [11] (0:11.78)	0:47.88 [11] (0:12.34)	0:35.54 [12] (0:12.24)	0:23.30 [12] (0:11.47)	0:35.54	+6
3	4	<b>MOUNT FUJI</b> Ryan Wiggins	1	66.8 1200m	0:10.99 1200m	1:25.30 [3] (0:14.02)	1:11.28 [9] (0:10.99)	1:00.29 [8] (0:11.76)	0:48.53 [7] (0:12.28)	0:36.25 [6] (0:12.12)	0:24.13 [6] (0:11.64)	0:36.25	+0
4	8	<b>FLYING ZAMBONI</b> Dale Smith	9	66.3 Overall	0:11.15 1200m	1:25.40 [4] (0:13.69)	1:11.71 [4] (0:11.15)	1:00.56 [5] (0:11.90)	0:48.66 [6] (0:12.34)	0:36.32 [7] (0:12.15)	0:24.17 [7] (0:11.79)	0:36.32	+6
5	7	<b>LAST ROYAL</b> Micheal Hellyer	14	68.2 1200m	0:10.88 1200m	1:25.54 [5] (0:13.66)	1:11.88 [2] (0:10.88)	1:01.00 [1] (0:11.55)	0:49.45 [1] (0:12.19)	0:37.26 [1] (0:12.28)	0:24.98 [1] (0:11.98)	0:37.26	-1
6	6	<b>CHEERS TO ALL</b> Kyle Wilson-Taylor	7	66.3 1200m	0:11.05 1200m	1:25.66 [6] (0:14.00)	1:11.66 [8] (0:11.05)	1:00.61 [9] (0:11.99)	0:48.62 [10] (0:12.24)	0:36.38 [10] (0:12.21)	0:24.17 [10] (0:11.67)	0:36.38	+4
7	9	<b>GAUNTLET</b> Ryan Maloney	8	67.1 1200m	0:10.96 1200m	1:25.82 [7] (0:13.72)	1:12.10 [5] (0:10.96)	1:01.14 [3] (0:11.87)	0:49.27 [4] (0:12.34)	0:36.93 [4] (0:12.12)	0:24.81 [4] (0:11.99)	0:36.93	+3
8	16	<b>MISS ANTARCTICA</b> Nathan Thomas	15	65.7 1200m	0:11.26 1200m	1:26.12 [8] (0:14.41)	1:11.71 [12] (0:11.26)	1:00.45 [12] (0:11.59)	0:48.86 [12] (0:12.19)	0:36.67 [11] (0:12.14)	0:24.53 [11] (0:11.98)	0:36.67	+1
9	3	<b>FASTLING</b> Tiffani Brooker	16	66.5 1200m	0:11.11 1200m	1:26.23 [9] (0:13.88)	1:12.35 [7] (0:11.11)	1:01.24 [7] (0:11.66)	0:49.58 [5] (0:12.29)	0:37.29 [5] (0:12.04)	0:25.25 [3] (0:12.12)	0:37.29	+7
10	2	<b>ALL STARS</b> Justin Stanley	2	68.1 Overall	0:10.98 1200m	1:26.28 [10] (0:13.67)	1:12.61 [3] (0:10.98)	1:01.63 [2] (0:11.80)	0:49.83 [3] (0:12.36)	0:37.47 [3] (0:12.22)	0:25.25 [5] (0:12.06)	0:37.47	+2

Scratched: Lady Shanghai (#15), Enterprise Jewel (#12), Mista Omega (#1), Data (#14), Kibbit Raheeb (#17)

[ ] Ranking at each section and finish  
 -:-:- No data available at this section  
 NA No data available

SCN Saddle cloth number  
 DNF Did not finish  
 DNT Did not track



# Sunshine Coast QLD Professional

Race 7: CHAPS MENSWEAR RATINGS BAND 0 - 62 Handicap - 1400m

15 January 2023 - 16:01



Track Rating: Good 4, Weather: Overcast, Rail Position: +7m

Section	Overall	1200m	1000m	800m	600m	400m	Last 600m
Field Times	1:24.68 (0:13.64)	1:11.04 (0:10.90)	1:00.14 (0:11.55)	0:48.59 (0:12.19)	0:36.40 (0:12.28)	0:24.12 (0:11.98)	0:36.40

Rank	TAB	Horse/Jockey	Barrier	Top Speed [km/h]	Fastest Section	Overall	1200m	1000m	800m	600m	400m	Last 600m	Distance Travelled [m]
11	13	AU REVOIR Corey Bayliss	3	66.5 1200m	0:11.16 1200m	1:26.29 [11] (0:13.76)	1:12.53 [6] (0:11.16)	1:01.37 [6] (0:11.90)	0:49.47 [8] (0:12.29)	0:37.18 [8] (0:12.27)	0:24.91 [9] (0:11.94)	0:37.18	+1
12	5	WAYLAID Yvette Lewis	17	66.7 1200m	0:11.08 1200m	1:26.66 [12] (0:13.64)	1:13.02 [1] (0:11.08)	1:01.94 [4] (0:11.64)	0:50.30 [2] (0:12.26)	0:38.04 [2] (0:12.17)	0:25.87 [2] (0:12.27)	0:38.04	-1

Scratched: Lady Shanghai (#15), Enterprise Jewel (#12), Mista Omega (#1), Data (#14), Kibbit Raheeb (#17)



# Sunshine Coast QLD Professional

## Race 7: CHAPS MENSWEAR RATINGS BAND 0 - 62 Handicap - 1400m

15 January 2023 - 16:01



Track Rating: Good 4, Weather: Overcast, Rail Position: +7m

Section							200m			Last 600m
Field Times							0:12.14			0:36.40
							(0:12.14)			
Rank	TAB	Horse/Jockey	Barrier	Top Speed [km/h]	Fastest Section	Margin			Distance Travelled [m]	
1	11	<b>FINSCEAL</b>	10	65.9	0:11.03	0:11.74 [3]	1:24.68		0:35.44	
		Justin Huxtable		1200m	1200m	(0:11.74)				
2	10	<b>SARSEN</b>	12	65.4	0:11.09	0:11.83 [10]	1.8L		0:35.54 +6	
		Jaden Lloyd		1200m	1200m	(0:11.83)				
3	4	<b>MOUNT FUJI</b>	1	66.8	0:10.99	0:12.49 [2]	3.3L		0:36.25 +0	
		Ryan Wiggins		1200m	1200m	(0:12.49)				
4	8	<b>FLYING ZAMBONI</b>	9	66.3	0:11.15	0:12.38 [5]	3.8L		0:36.32 +6	
		Dale Smith		Overall	1200m	(0:12.38)				
5	7	<b>LAST ROYAL</b>	14	68.2	0:10.88	0:13.00 [1]	4.6L		0:37.26 -1	
		Micheal Hellyer		1200m	1200m	(0:13.00)				
6	6	<b>CHEERS TO ALL</b>	7	66.3	0:11.05	0:12.50 [9]	5.1L		0:36.38 +4	
		Kyle Wilson-Taylor		1200m	1200m	(0:12.50)				
7	9	<b>GAUNTLET</b>	8	67.1	0:10.96	0:12.82 [4]	5.9L		0:36.93 +3	
		Ryan Maloney		1200m	1200m	(0:12.82)				
8	16	<b>MISS ANTARCTICA</b>	15	65.7	0:11.26	0:12.55 [12]	7.7L		0:36.67 +1	
		Nathan Thomas		1200m	1200m	(0:12.55)				
9	3	<b>FASTLING</b>	16	66.5	0:11.11	0:13.13 [8]	8.2L		0:37.29 +7	
		Tiffani Brooker		1200m	1200m	(0:13.13)				
10	2	<b>ALL STARS</b>	2	68.1	0:10.98	0:13.19 [7]	8.4L		0:37.47 +2	
		Justin Stanley		Overall	1200m	(0:13.19)				

Scratched: Lady Shanghai (#15), Enterprise Jewel (#12), Mista Omega (#1), Data (#14), Kibbit Raheeb (#17)

[ ] Ranking at each section and finish  
 -:-:- No data available at this section  
 NA No data available

SCN Saddle cloth number  
 DNF Did not finish  
 DNT Did not track



# Sunshine Coast QLD Professional

Race 7: CHAPS MENSWEAR RATINGS BAND 0 - 62 Handicap - 1400m

15 January 2023 - 16:01



Track Rating: Good 4, Weather: Overcast, Rail Position: +7m

Section				200m				Last 600m		
Field Times				0:12.14 (0:12.14)				0:36.40		
Rank	TAB	Horse/Jockey	Barrier	Top Speed [km/h]	Fastest Section	Margin			Distance Travelled [m]	
11	13	AU REVOIR	3	66.5	0:11.16	0:12.97 [11]	8.5L		0:37.18	+1
		Corey Bayliss		1200m	1200m	(0:12.97)				
12	5	WAYLAID	17	66.7	0:11.08	0:13.60 [6]	10.5L		0:38.04	-1
		Yvette Lewis		1200m	1200m	(0:13.60)				

Scratched: Lady Shanghai (#15), Enterprise Jewel (#12), Mista Omega (#1), Data (#14), Kibbit Raheeb (#17)

[ ] Ranking at each section and finish  
 -:-:-:- No data available at this section  
 NA No data available

SCN Saddle cloth number  
 DNF Did not finish  
 DNT Did not track



Horse/Jockey Name	Finsceal
Final Rank	1
Fastest Section Time (Section)	0:11.03 (1200m)
Top Speed [km/h] (Section)	65.9 (1200m)
Race State	Finished



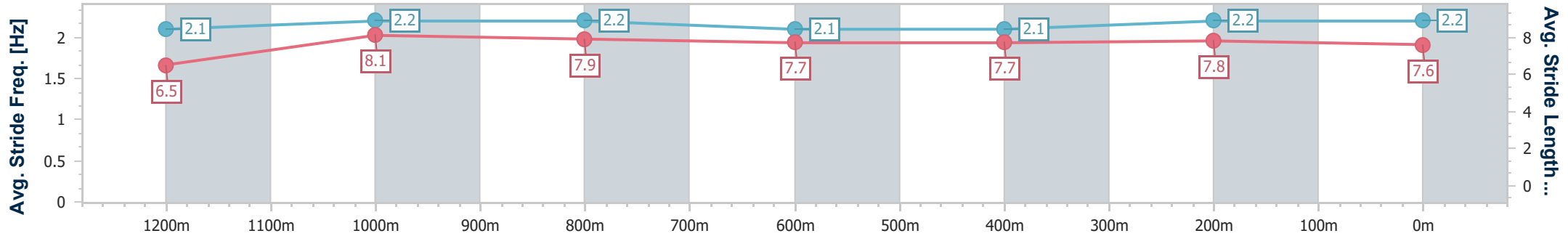
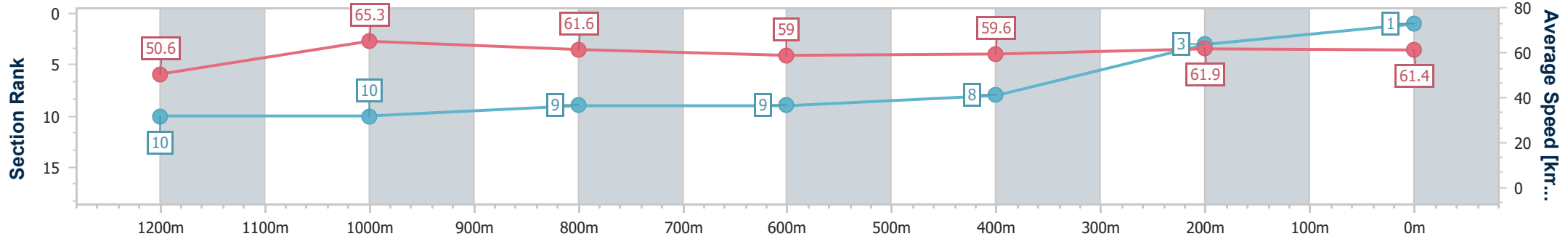
Sunshine Coast QLD Professional  
Race 7: CHAPS MENSWEAR RATINGS BAND 0 - 62 Handicap - 1400m



15 January 2023 - 16:01

Track Rating: Good 4, Weather: Overcast, Rail Position: +7m

Section	Overall	1200m	1000m	800m	600m	400m	200m
Section Times	1:24.68 [1] (0:14.25)	1:10.43 [10] (0:11.03)	0:59.40 [10] (0:11.73)	0:47.67 [9] (0:12.23)	0:35.44 [9] (0:12.07)	0:23.37 [8] (0:11.63)	0:11.74 [3] (0:11.74)
Average Speed [km/h]	50.6	65.3	61.6	59.0	59.6	61.9	61.4
Top Speed [km/h]	64.8	65.9	63.6	59.6	62.9	63.2	63.0
Avg. Dist. to Rail [m]	4.8	2.0	1.6	0.5	0.4	0.9	2.2
Avg. Stride Freq. [Hz]	2.1	2.2	2.2	2.1	2.1	2.2	2.2
Avg. Stride Length [m]	6.5	8.1	7.9	7.7	7.7	7.8	7.6



- [ ] Ranking at each section and finish
- .-.- No data available at this section
- NA No data available



Horse/Jockey Name	Sarsen
Final Rank	2
Fastest Section Time (Section)	0:11.09 (1200m)
Top Speed [km/h] (Section)	65.4 (1200m)
Race State	Finished



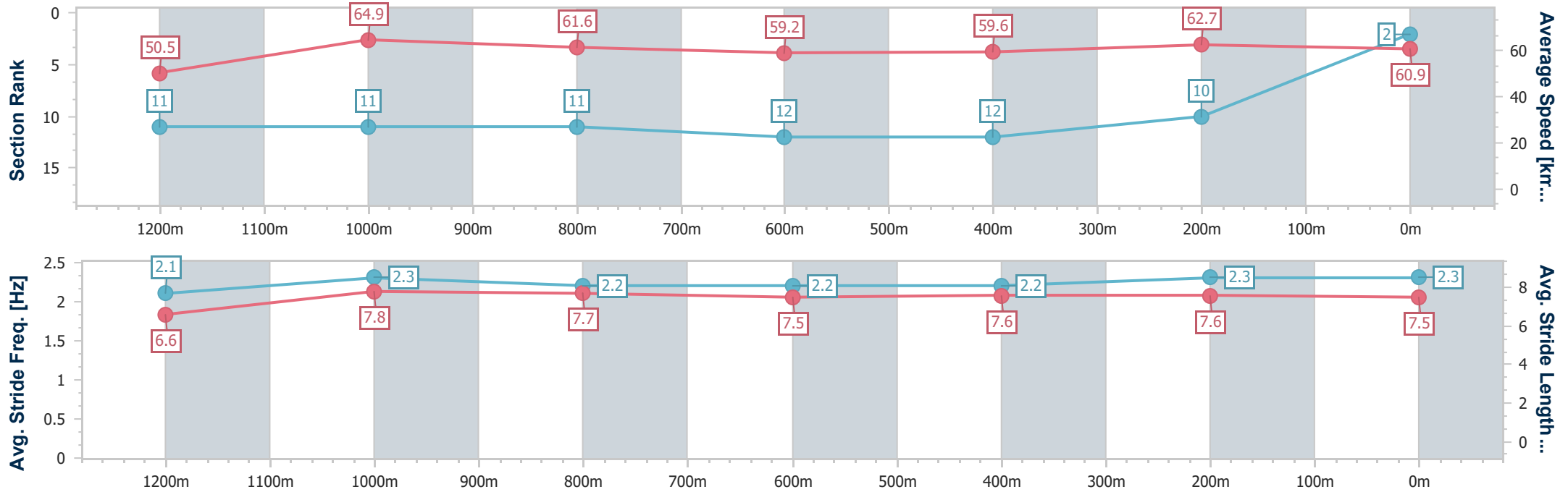
Sunshine Coast QLD Professional  
Race 7: CHAPS MENSWEAR RATINGS BAND 0 - 62 Handicap - 1400m



15 January 2023 - 16:01

Track Rating: Good 4, Weather: Overcast, Rail Position: +7m

Section	Overall	1200m	1000m	800m	600m	400m	200m
Section Times	1:25.02 [2] (0:14.27)	1:10.75 [11] (0:11.09)	0:59.66 [11] (0:11.78)	0:47.88 [11] (0:12.34)	0:35.54 [12] (0:12.24)	0:23.30 [12] (0:11.47)	0:11.83 [10] (0:11.83)
Average Speed [km/h]	50.5	64.9	61.6	59.2	59.6	62.7	60.9
Top Speed [km/h]	64.9	65.4	64.4	59.7	61.8	63.4	63.3
Avg. Dist. to Rail [m]	6.2	3.3	2.9	2.6	2.1	5.2	5.3
Avg. Stride Freq. [Hz]	2.1	2.3	2.2	2.2	2.2	2.3	2.3
Avg. Stride Length [m]	6.6	7.8	7.7	7.5	7.6	7.6	7.5



- [ ] Ranking at each section and finish
- .-.- No data available at this section
- NA No data available



Horse/Jockey Name	Mount Fuji
Final Rank	3
Fastest Section Time (Section)	0:10.99 (1200m)
Top Speed [km/h] (Section)	66.8 (1200m)
Race State	Finished



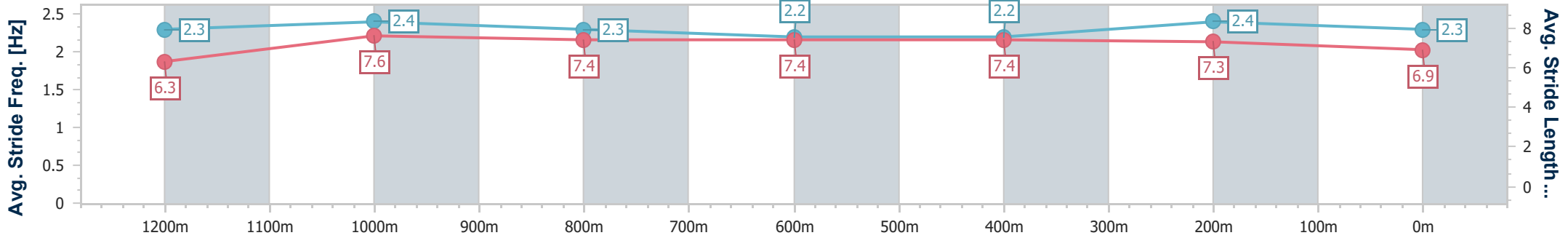
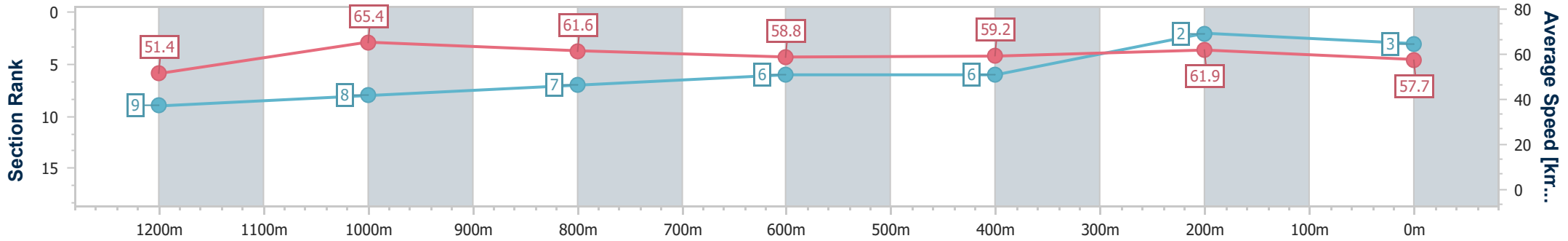
Sunshine Coast QLD Professional  
Race 7: CHAPS MENSWEAR RATINGS BAND 0 - 62 Handicap - 1400m



15 January 2023 - 16:01

Track Rating: Good 4, Weather: Overcast, Rail Position: +7m

Section	Overall	1200m	1000m	800m	600m	400m	200m
Section Times	1:25.30 [3] (0:14.02)	1:11.28 [9] (0:10.99)	1:00.29 [8] (0:11.76)	0:48.53 [7] (0:12.28)	0:36.25 [6] (0:12.12)	0:24.13 [6] (0:11.64)	0:12.49 [2] (0:12.49)
Average Speed [km/h]	51.4	65.4	61.6	58.8	59.2	61.9	57.7
Top Speed [km/h]	65.7	66.8	64.3	59.5	61.4	62.6	60.5
Avg. Dist. to Rail [m]	2.8	2.2	1.8	0.6	0.5	0.5	1.2
Avg. Stride Freq. [Hz]	2.3	2.4	2.3	2.2	2.2	2.4	2.3
Avg. Stride Length [m]	6.3	7.6	7.4	7.4	7.4	7.3	6.9



- [ ] Ranking at each section and finish
- .-.- No data available at this section
- NA No data available



Horse/Jockey Name	Flying Zamboni
Final Rank	4
Fastest Section Time (Section)	0:11.15 (1200m)
Top Speed [km/h] (Section)	66.3 (Overall)
Race State	Finished



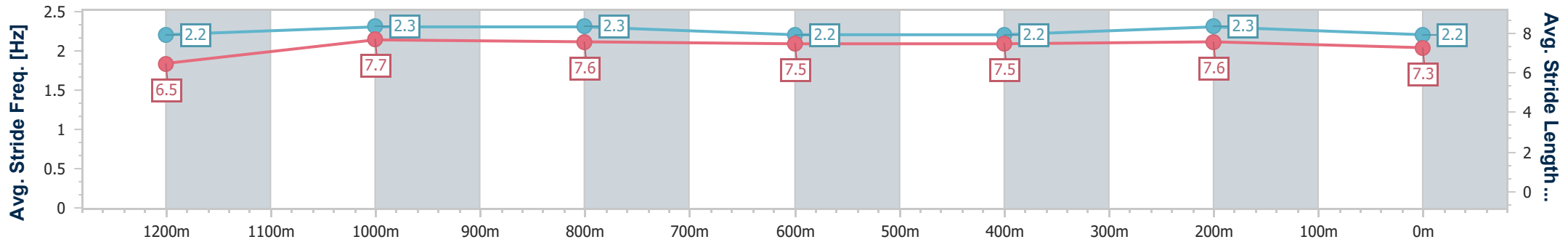
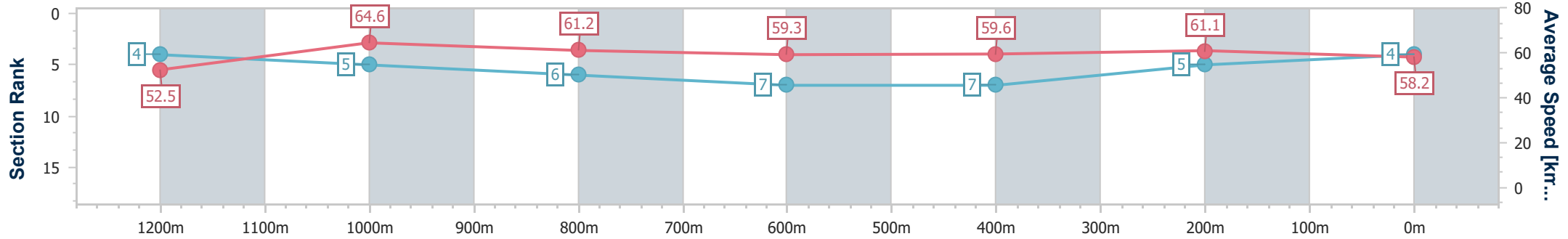
Sunshine Coast QLD Professional  
Race 7: CHAPS MENSWEAR RATINGS BAND 0 - 62 Handicap - 1400m



15 January 2023 - 16:01

Track Rating: Good 4, Weather: Overcast, Rail Position: +7m

Section	Overall	1200m	1000m	800m	600m	400m	200m
Section Times	1:25.40 [4] (0:13.69)	1:11.71 [4] (0:11.15)	1:00.56 [5] (0:11.90)	0:48.66 [6] (0:12.34)	0:36.32 [7] (0:12.15)	0:24.17 [7] (0:11.79)	0:12.38 [5] (0:12.38)
Average Speed [km/h]	52.5	64.6	61.2	59.3	59.6	61.1	58.2
Top Speed [km/h]	66.3	66.2	63.7	59.9	61.2	61.7	60.0
Avg. Dist. to Rail [m]	6.9	4.7	3.7	2.8	1.2	4.8	3.9
Avg. Stride Freq. [Hz]	2.2	2.3	2.3	2.2	2.2	2.3	2.2
Avg. Stride Length [m]	6.5	7.7	7.6	7.5	7.5	7.6	7.3



- [ ] Ranking at each section and finish
- .-.- No data available at this section
- NA No data available





Horse/Jockey Name	Last Royal
Final Rank	5
Fastest Section Time (Section)	0:10.88 (1200m)
Top Speed [km/h] (Section)	68.2 (1200m)
Race State	Finished



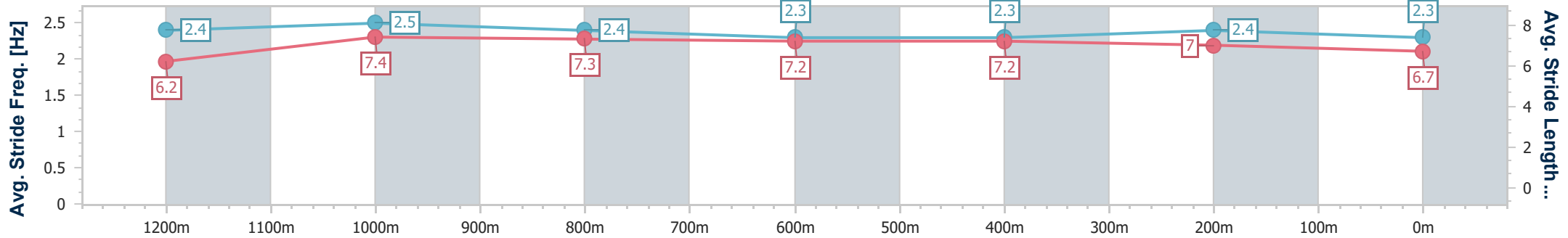
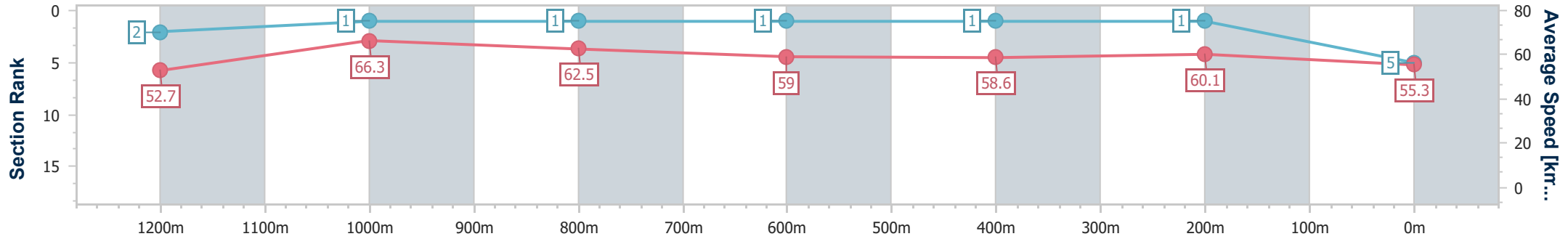
Sunshine Coast QLD Professional  
 Race 7: CHAPS MENSWEAR RATINGS BAND 0 - 62 Handicap - 1400m



15 January 2023 - 16:01

Track Rating: Good 4, Weather: Overcast, Rail Position: +7m

Section	Overall	1200m	1000m	800m	600m	400m	200m
Section Times	1:25.54 [5] (0:13.66)	1:11.88 [2] (0:10.88)	1:01.00 [1] (0:11.55)	0:49.45 [1] (0:12.19)	0:37.26 [1] (0:12.28)	0:24.98 [1] (0:11.98)	0:13.00 [1] (0:13.00)
Average Speed [km/h]	52.7	66.3	62.5	59.0	58.6	60.1	55.3
Top Speed [km/h]	66.0	68.2	64.6	60.3	59.6	61.1	57.8
Avg. Dist. to Rail [m]	8.7	4.7	2.0	0.3	0.4	0.6	0.9
Avg. Stride Freq. [Hz]	2.4	2.5	2.4	2.3	2.3	2.4	2.3
Avg. Stride Length [m]	6.2	7.4	7.3	7.2	7.2	7.0	6.7



- [ ] Ranking at each section and finish
- .-.- No data available at this section
- NA No data available



Horse/Jockey Name	Cheers to All
Final Rank	6
Fastest Section Time (Section)	0:11.05 (1200m)
Top Speed [km/h] (Section)	66.3 (1200m)
Race State	Finished



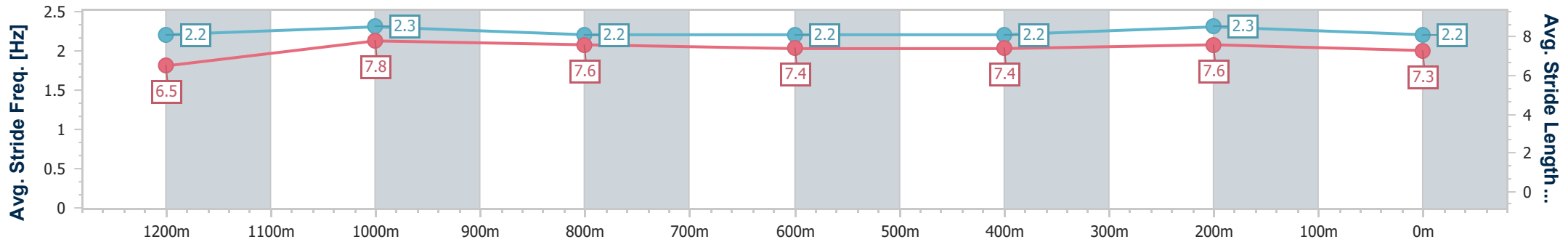
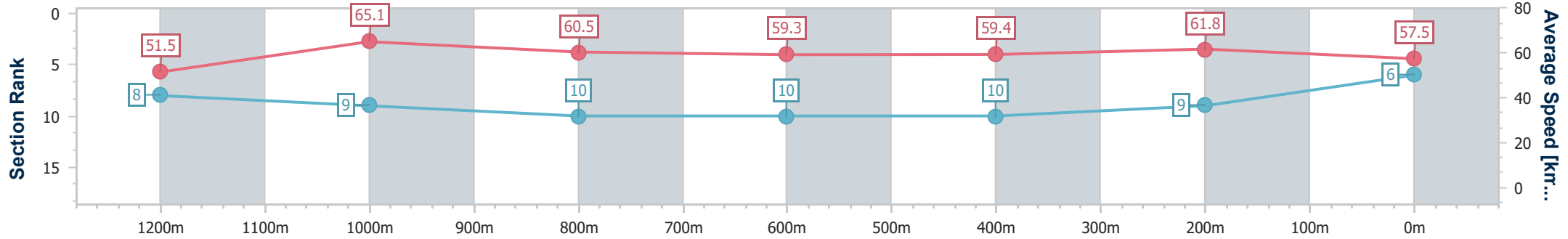
Sunshine Coast QLD Professional  
Race 7: CHAPS MENSWEAR RATINGS BAND 0 - 62 Handicap - 1400m



15 January 2023 - 16:01

Track Rating: Good 4, Weather: Overcast, Rail Position: +7m

Section	Overall	1200m	1000m	800m	600m	400m	200m
Section Times	1:25.66 [6] (0:14.00)	1:11.66 [8] (0:11.05)	1:00.61 [9] (0:11.99)	0:48.62 [10] (0:12.24)	0:36.38 [10] (0:12.21)	0:24.17 [10] (0:11.67)	0:12.50 [9] (0:12.50)
Average Speed [km/h]	51.5	65.1	60.5	59.3	59.4	61.8	57.5
Top Speed [km/h]	66.3	66.3	62.1	60.3	61.3	62.1	61.6
Avg. Dist. to Rail [m]	5.3	3.0	2.5	1.3	1.3	4.2	5.6
Avg. Stride Freq. [Hz]	2.2	2.3	2.2	2.2	2.2	2.3	2.2
Avg. Stride Length [m]	6.5	7.8	7.6	7.4	7.4	7.6	7.3



- [ ] Ranking at each section and finish
- .-.- No data available at this section
- NA No data available



Horse/Jockey Name	Gauntlet
Final Rank	7
Fastest Section Time (Section)	0:10.96 (1200m)
Top Speed [km/h] (Section)	67.1 (1200m)
Race State	Finished



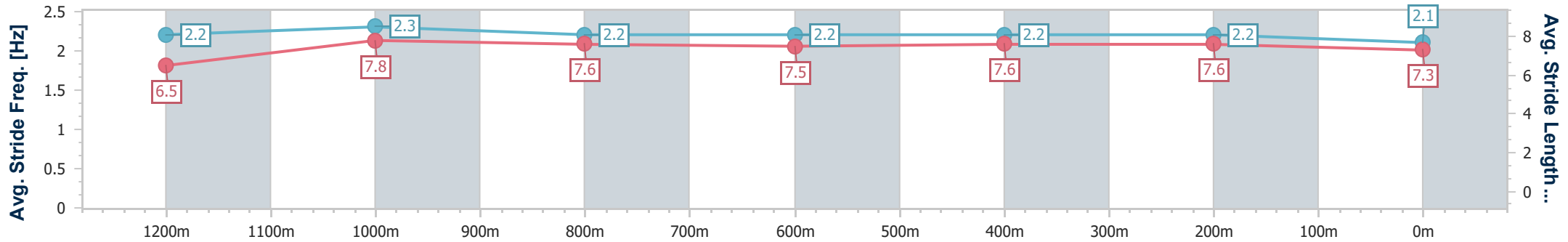
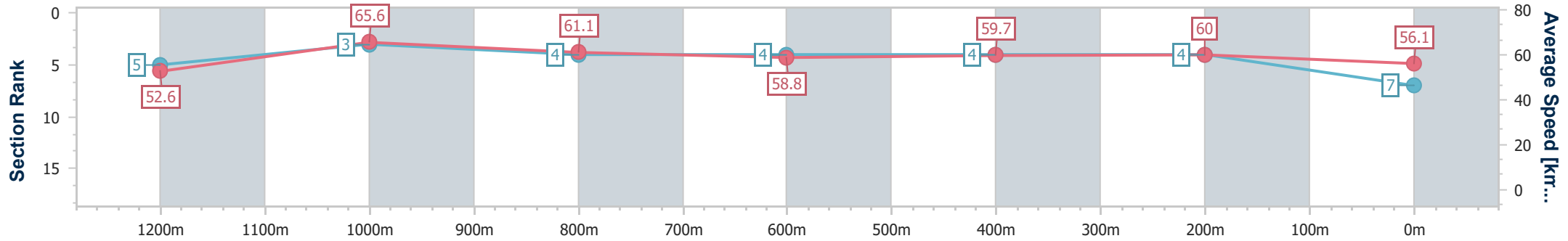
Sunshine Coast QLD Professional  
Race 7: CHAPS MENSWEAR RATINGS BAND 0 - 62 Handicap - 1400m



15 January 2023 - 16:01

Track Rating: Good 4, Weather: Overcast, Rail Position: +7m

Section	Overall	1200m	1000m	800m	600m	400m	200m
Section Times	1:25.82 [7] (0:13.72)	1:12.10 [5] (0:10.96)	1:01.14 [3] (0:11.87)	0:49.27 [4] (0:12.34)	0:36.93 [4] (0:12.12)	0:24.81 [4] (0:11.99)	0:12.82 [4] (0:12.82)
Average Speed [km/h]	52.6	65.6	61.1	58.8	59.7	60.0	56.1
Top Speed [km/h]	66.2	67.1	64.3	59.7	60.8	60.6	59.2
Avg. Dist. to Rail [m]	6.1	3.6	2.7	1.4	0.6	2.7	2.3
Avg. Stride Freq. [Hz]	2.2	2.3	2.2	2.2	2.2	2.2	2.1
Avg. Stride Length [m]	6.5	7.8	7.6	7.5	7.6	7.6	7.3



- [ ] Ranking at each section and finish
- .-.- No data available at this section
- NA No data available



Horse/Jockey Name	Miss Antarctica
Final Rank	8
Fastest Section Time (Section)	0:11.26 (1200m)
Top Speed [km/h] (Section)	65.7 (1200m)
Race State	Finished



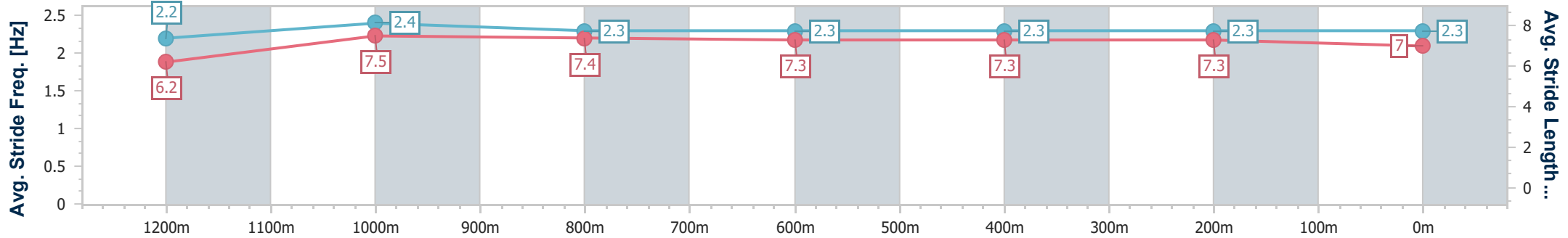
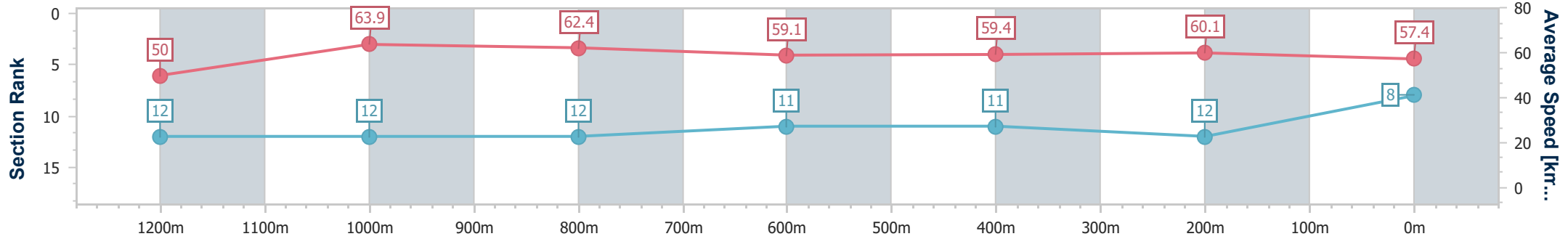
Sunshine Coast QLD Professional  
Race 7: CHAPS MENSWEAR RATINGS BAND 0 - 62 Handicap - 1400m



15 January 2023 - 16:01

Track Rating: Good 4, Weather: Overcast, Rail Position: +7m

Section	Overall	1200m	1000m	800m	600m	400m	200m
Section Times	1:26.12 [8] (0:14.41)	1:11.71 [12] (0:11.26)	1:00.45 [12] (0:11.59)	0:48.86 [12] (0:12.19)	0:36.67 [11] (0:12.14)	0:24.53 [11] (0:11.98)	0:12.55 [12] (0:12.55)
Average Speed [km/h]	50.0	63.9	62.4	59.1	59.4	60.1	57.4
Top Speed [km/h]	63.7	65.7	65.5	60.0	60.6	61.0	59.9
Avg. Dist. to Rail [m]	7.6	3.0	1.4	0.3	0.4	4.2	5.0
Avg. Stride Freq. [Hz]	2.2	2.4	2.3	2.3	2.3	2.3	2.3
Avg. Stride Length [m]	6.2	7.5	7.4	7.3	7.3	7.3	7.0



- [ ] Ranking at each section and finish
- .-.- No data available at this section
- NA No data available



Horse/Jockey Name	Fastling
Final Rank	9
Fastest Section Time (Section)	0:11.11 (1200m)
Top Speed [km/h] (Section)	66.5 (1200m)
Race State	Finished



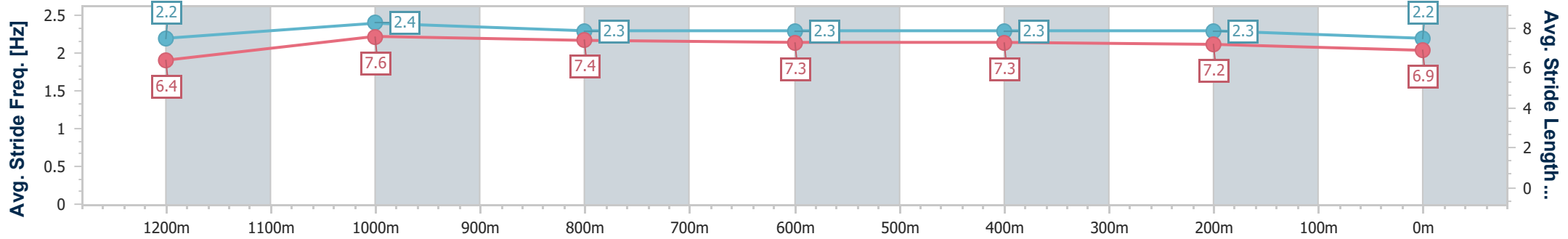
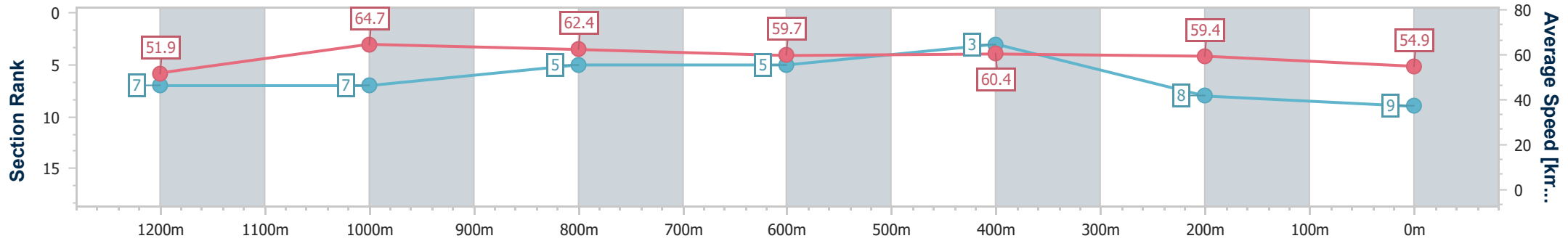
Sunshine Coast QLD Professional  
Race 7: CHAPS MENSWEAR RATINGS BAND 0 - 62 Handicap - 1400m



15 January 2023 - 16:01

Track Rating: Good 4, Weather: Overcast, Rail Position: +7m

Section	Overall	1200m	1000m	800m	600m	400m	200m
Section Times	1:26.23 [9] (0:13.88)	1:12.35 [7] (0:11.11)	1:01.24 [7] (0:11.66)	0:49.58 [5] (0:12.29)	0:37.29 [5] (0:12.04)	0:25.25 [3] (0:12.12)	0:13.13 [8] (0:13.13)
Average Speed [km/h]	51.9	64.7	62.4	59.7	60.4	59.4	54.9
Top Speed [km/h]	66.5	66.5	63.4	60.8	60.9	60.3	57.9
Avg. Dist. to Rail [m]	9.5	5.5	3.8	3.4	1.8	4.1	3.6
Avg. Stride Freq. [Hz]	2.2	2.4	2.3	2.3	2.3	2.3	2.2
Avg. Stride Length [m]	6.4	7.6	7.4	7.3	7.3	7.2	6.9



- [ ] Ranking at each section and finish
- .-.- No data available at this section
- NA No data available



Horse/Jockey Name	All Stars
Final Rank	10
Fastest Section Time (Section)	0:10.98 (1200m)
Top Speed [km/h] (Section)	68.1 (Overall)
Race State	Finished



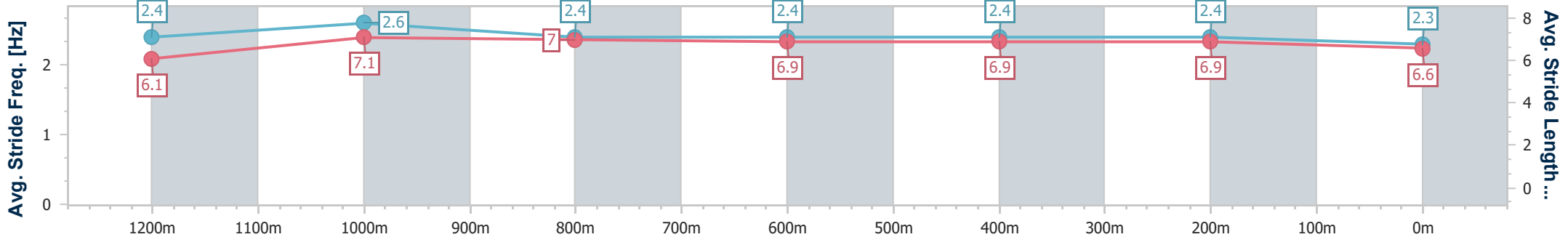
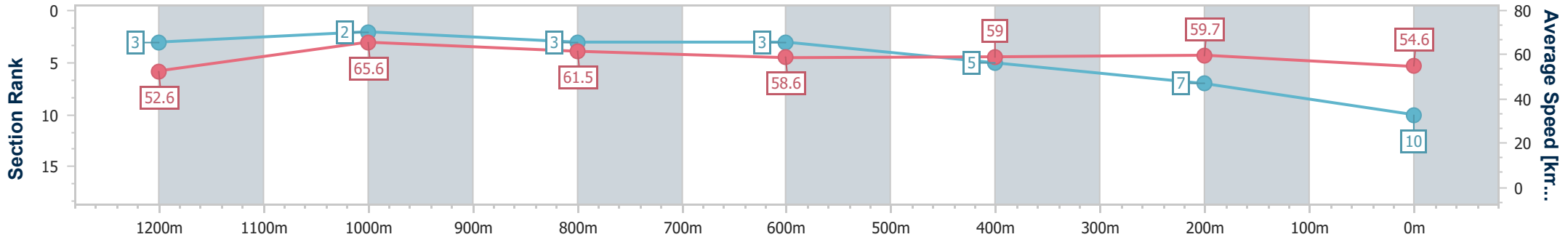
Sunshine Coast QLD Professional  
Race 7: CHAPS MENSWEAR RATINGS BAND 0 - 62 Handicap - 1400m



15 January 2023 - 16:01

Track Rating: Good 4, Weather: Overcast, Rail Position: +7m

Section	Overall	1200m	1000m	800m	600m	400m	200m
Section Times	1:26.28 [10] (0:13.67)	1:12.61 [3] (0:10.98)	1:01.63 [2] (0:11.80)	0:49.83 [3] (0:12.36)	0:37.47 [3] (0:12.22)	0:25.25 [5] (0:12.06)	0:13.19 [7] (0:13.19)
Average Speed [km/h]	52.6	65.6	61.5	58.6	59.0	59.7	54.6
Top Speed [km/h]	68.1	68.1	64.2	59.4	61.0	61.1	57.7
Avg. Dist. to Rail [m]	3.2	2.2	2.1	1.2	0.3	0.1	0.1
Avg. Stride Freq. [Hz]	2.4	2.6	2.4	2.4	2.4	2.4	2.3
Avg. Stride Length [m]	6.1	7.1	7.0	6.9	6.9	6.9	6.6



- [ ] Ranking at each section and finish
- .-.- No data available at this section
- NA No data available



Horse/Jockey Name	Au Revoir
Final Rank	11
Fastest Section Time (Section)	0:11.16 (1200m)
Top Speed [km/h] (Section)	66.5 (1200m)
Race State	Finished



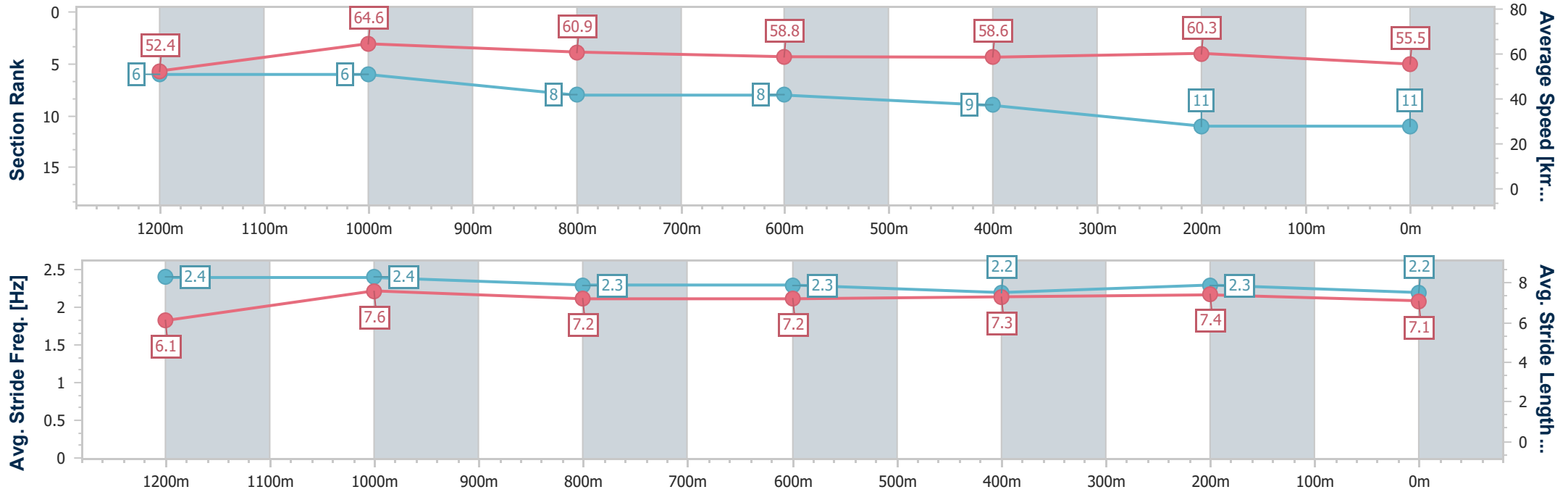
Sunshine Coast QLD Professional  
Race 7: CHAPS MENSWEAR RATINGS BAND 0 - 62 Handicap - 1400m



15 January 2023 - 16:01

Track Rating: Good 4, Weather: Overcast, Rail Position: +7m

Section	Overall	1200m	1000m	800m	600m	400m	200m
Section Times	1:26.29 [11] (0:13.76)	1:12.53 [6] (0:11.16)	1:01.37 [6] (0:11.90)	0:49.47 [8] (0:12.29)	0:37.18 [8] (0:12.27)	0:24.91 [9] (0:11.94)	0:12.97 [11] (0:12.97)
Average Speed [km/h]	52.4	64.6	60.9	58.8	58.6	60.3	55.5
Top Speed [km/h]	66.4	66.5	63.1	60.5	59.7	61.5	57.6
Avg. Dist. to Rail [m]	4.1	2.4	2.4	0.9	0.5	2.9	3.9
Avg. Stride Freq. [Hz]	2.4	2.4	2.3	2.3	2.2	2.3	2.2
Avg. Stride Length [m]	6.1	7.6	7.2	7.2	7.3	7.4	7.1



- [ ] Ranking at each section and finish
- .-.- No data available at this section
- NA No data available



Horse/Jockey Name	Waylaid
Final Rank	12
Fastest Section Time (Section)	0:11.08 (1200m)
Top Speed [km/h] (Section)	66.7 (1200m)
Race State	Finished



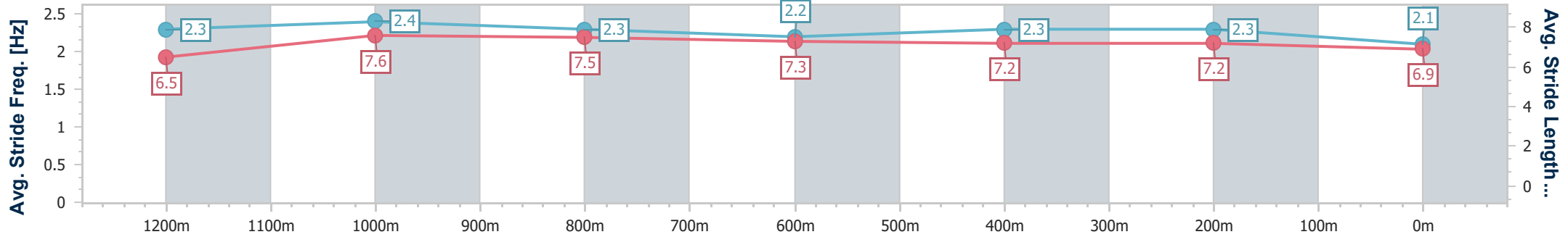
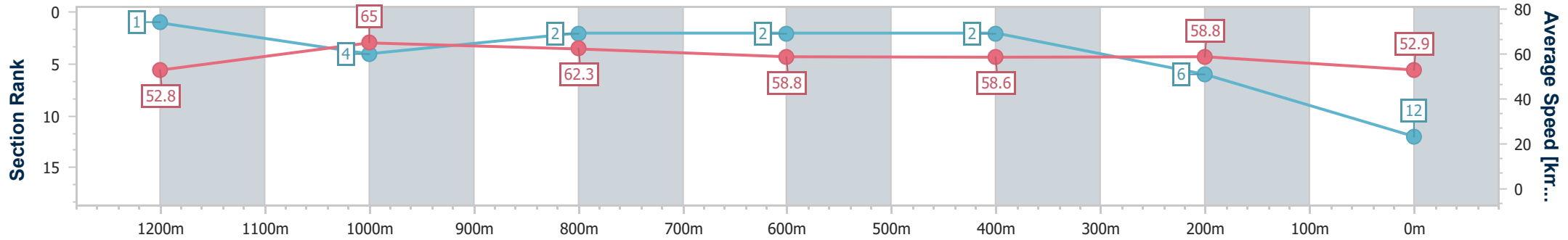
Sunshine Coast QLD Professional  
 Race 7: CHAPS MENSWEAR RATINGS BAND 0 - 62 Handicap - 1400m



15 January 2023 - 16:01

Track Rating: Good 4, Weather: Overcast, Rail Position: +7m

Section	Overall	1200m	1000m	800m	600m	400m	200m
Section Times	1:26.66 [12] (0:13.64)	1:13.02 [1] (0:11.08)	1:01.94 [4] (0:11.64)	0:50.30 [2] (0:12.26)	0:38.04 [2] (0:12.17)	0:25.87 [2] (0:12.27)	0:13.60 [6] (0:13.60)
Average Speed [km/h]	52.8	65.0	62.3	58.8	58.6	58.8	52.9
Top Speed [km/h]	65.9	66.7	64.2	60.1	59.7	59.6	56.9
Avg. Dist. to Rail [m]	10.8	6.2	3.6	0.7	1.6	1.0	1.6
Avg. Stride Freq. [Hz]	2.3	2.4	2.3	2.2	2.3	2.3	2.1
Avg. Stride Length [m]	6.5	7.6	7.5	7.3	7.2	7.2	6.9



- [ ] Ranking at each section and finish
- .-.- No data available at this section
- NA No data available