

Track Rating: Good 4, Weather: Fine, Rail Position: +10m Entire Course

Section													Overall	1600m	1400m	1200m	1000m	800m	600m	Last 600m
Field Times													1:43.97 (0:09.13)	1:34.84 (0:11.42)	1:23.42 (0:11.63)	1:11.79 (0:11.71)	1:00.08 (0:11.53)	0:48.55 (0:12.13)	0:36.42 (0:12.26)	0:36.42
Rank	TAB	Horse/Jockey	Barrier	Top Speed [km/h]	Fastest Section								Distance Travelled [m]							
1	8	SIBYLLA Ryan Maloney	1	63.8 1600m	0:09.35 Overall	1:43.97 [1] (0:09.35)	1:34.62 [4] (0:11.59)	1:23.03 [6] (0:11.75)	1:11.28 [7] (0:11.85)	0:59.43 [7] (0:11.56)	0:47.87 [7] (0:12.07)	0:35.80 [7] (0:12.14)	0:35.80							
2	4	TAPILDOODLEDO Ben Thompson	14	65.4 1600m	0:09.49 Overall	1:44.38 [2] (0:09.49)	1:34.89 [6] (0:11.26)	1:23.63 [2] (0:11.55)	1:12.08 [2] (0:11.77)	1:00.31 [4] (0:11.66)	0:48.65 [4] (0:12.12)	0:36.53 [4] (0:12.15)	0:36.53 +4							
2	1	VYNER Jaden Lloyd	12	63.8 1600m	0:09.13 Overall	1:44.38 [2] (0:09.13)	1:35.25 [1] (0:11.42)	1:23.83 [1] (0:11.63)	1:12.20 [1] (0:11.75)	1:00.45 [3] (0:11.74)	0:48.71 [3] (0:12.18)	0:36.53 [3] (0:12.20)	0:36.53 +1							
4	2	NAUGHTY HARRY Kyle Wilson-Taylor	4	63.7 1600m	0:09.35 Overall	1:44.68 [4] (0:09.35)	1:35.33 [2] (0:11.50)	1:23.83 [3] (0:11.68)	1:12.15 [4] (0:11.87)	1:00.28 [5] (0:11.52)	0:48.76 [5] (0:12.24)	0:36.52 [5] (0:12.07)	0:36.52 -3							
5	12	VANCITY Wanderson D'Avila	2	64.6 1600m	0:09.84 Overall	1:44.86 [5] (0:09.84)	1:35.02 [10] (0:11.42)	1:23.60 [9] (0:11.77)	1:11.83 [10] (0:11.78)	1:00.05 [9] (0:11.64)	0:48.41 [9] (0:12.16)	0:36.25 [9] (0:11.94)	0:36.25 -15							
6	3	MIGHTY WILLIE James Orman	3	64.2 1600m	0:09.44 Overall	1:44.98 [6] (0:09.44)	1:35.54 [5] (0:11.57)	1:23.97 [5] (0:11.64)	1:12.33 [5] (0:11.87)	1:00.46 [6] (0:11.71)	0:48.75 [6] (0:12.06)	0:36.69 [6] (0:12.11)	0:36.69 +4							
7	5	MISHANI MISSILE Samantha Collett	6	64.1 1600m	0:09.36 Overall	1:45.05 [7] (0:09.36)	1:35.69 [3] (0:11.53)	1:24.16 [4] (0:11.57)	1:12.59 [3] (0:11.43)	1:01.16 [2] (0:11.61)	0:49.55 [2] (0:12.11)	0:37.44 [2] (0:12.28)	0:37.44 +4							
8	11	ALPHA JANE Tiffani Brooker	10	64.2 1600m	0:09.74 Overall	1:45.12 [8] (0:09.74)	1:35.38 [8] (0:11.62)	1:23.76 [10] (0:11.57)	1:12.19 [9] (0:11.93)	1:00.26 [10] (0:11.80)	0:48.46 [10] (0:12.24)	0:36.22 [10] (0:11.93)	0:36.22 +6							
9	9	FIGHTING MAD Georgina Cartwright	9	64.3 1600m	0:09.77 Overall	1:45.45 [9] (0:09.77)	1:35.68 [9] (0:11.41)	1:24.27 [8] (0:11.66)	1:12.61 [8] (0:11.78)	1:00.83 [8] (0:11.71)	0:49.12 [8] (0:12.17)	0:36.95 [8] (0:12.13)	0:36.95 +1							
10	6	ZEITAKUNA Angela Jones	5	64.5 1000m	0:09.51 Overall	1:45.71 [10] (0:09.51)	1:36.20 [7] (0:11.64)	1:24.56 [7] (0:11.48)	1:13.08 [6] (0:11.26)	1:01.82 [1] (0:11.53)	0:50.29 [1] (0:12.13)	0:38.16 [1] (0:12.26)	0:38.16 +3							

Scratched: Magic Mikey (#7), Skater (#10), General Wolffe (#13), Slick Heels (#14)



Ipswich QLD Professional

Race 5: OPEN EVENING 2 FEBRUARY Class 1 Handicap - 1710m

18 January 2023 - 15:59



Track Rating: Good 4, Weather: Fine, Rail Position: +10m Entire Course

Section				400m	200m			Last 600m			
Field Times				0:24.16 (0:12.36)	0:11.80 (0:11.80)			0:36.42			
Rank	TAB	Horse/Jockey	Barrier	Top Speed [km/h]	Fastest Section	Margin				Distance Travelled [m]	
1	8	SIBYLLA Ryan Maloney	1	63.8 1600m	0:09.35 Overall	0:23.66 [7] (0:11.87)	0:11.79 [5] (0:11.79)	1:43.97		0:35.80	
2	4	TAPILDOODLEDO Ben Thompson	14	65.4 1600m	0:09.49 Overall	0:24.38 [3] (0:12.17)	0:12.21 [2] (0:12.21)	2.3L		0:36.53	+4
2	1	VYNER Jaden Lloyd	12	63.8 1600m	0:09.13 Overall	0:24.33 [4] (0:12.16)	0:12.17 [4] (0:12.17)	2.3L		0:36.53	+1
4	2	NAUGHTY HARRY Kyle Wilson-Taylor	4	63.7 1600m	0:09.35 Overall	0:24.45 [5] (0:12.17)	0:12.28 [6] (0:12.28)	4.1L		0:36.52	-3
5	12	VANCITY Wanderson D'Avila	2	64.6 1600m	0:09.84 Overall	0:24.31 [8] (0:11.93)	0:12.38 [8] (0:12.38)	5.1L		0:36.25	-15
6	3	MIGHTY WILLIE James Orman	3	64.2 1600m	0:09.44 Overall	0:24.58 [6] (0:11.86)	0:12.72 [1] (0:12.72)	5.6L		0:36.69	+4
7	5	MISHANI MISSILE Samantha Collett	6	64.1 1600m	0:09.36 Overall	0:25.16 [2] (0:12.28)	0:12.88 [3] (0:12.88)	5.9L		0:37.44	+4
8	11	ALPHA JANE Tiffani Brooker	10	64.2 1600m	0:09.74 Overall	0:24.29 [10] (0:11.94)	0:12.35 [10] (0:12.35)	6.3L		0:36.22	+6
9	9	FIGHTING MAD Georgina Cartwright	9	64.3 1600m	0:09.77 Overall	0:24.82 [9] (0:12.09)	0:12.73 [9] (0:12.73)	8.1L		0:36.95	+1
10	6	ZEITAKUNA Angela Jones	5	64.5 1000m	0:09.51 Overall	0:25.90 [1] (0:12.49)	0:13.41 [6] (0:13.41)	9.6L		0:38.16	+3

Scratched: Magic Mikey (#7), Skater (#10), General Wolffe (#13), Slick Heels (#14)

[] Ranking at each section and finish
 -:-:- No data available at this section
 NA No data available

SCN Saddle cloth number
 DNF Did not finish
 DNT Did not track



Horse/Jockey Name	Sibylla
Final Rank	1
Fastest Section Time (Section)	0:09.35 (Overall)
Top Speed [km/h] (Section)	63.8 (1600m)
Race State	Finished



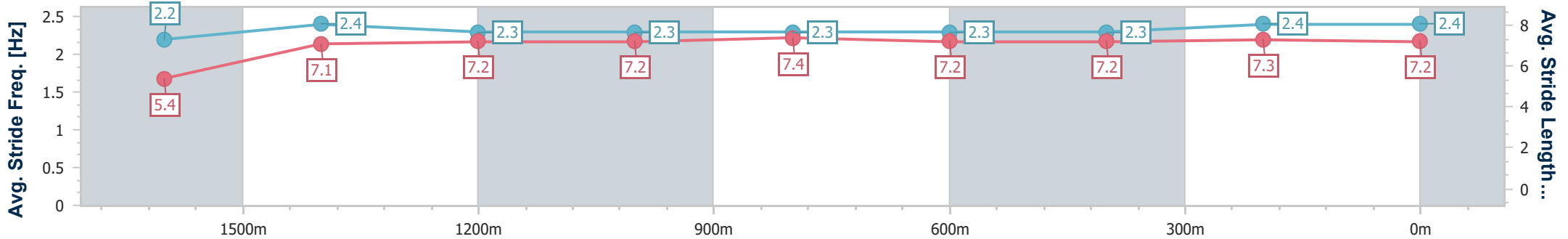
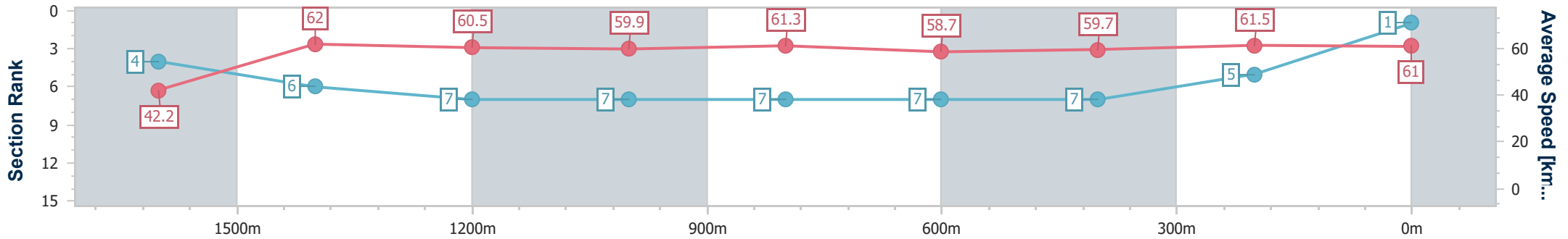
Ipswich QLD Professional
Race 5: OPEN EVENING 2 FEBRUARY Class 1 Handicap - 1710m



18 January 2023 - 15:59

Track Rating: Good 4, Weather: Fine, Rail Position: +10m Entire Course

Section	Overall	1600m	1400m	1200m	1000m	800m	600m	400m	200m
Section Times	1:43.97 [1] (0:09.35)	1:34.62 [4] (0:11.59)	1:23.03 [6] (0:11.75)	1:11.28 [7] (0:11.85)	0:59.43 [7] (0:11.56)	0:47.87 [7] (0:12.07)	0:35.80 [7] (0:12.14)	0:23.66 [7] (0:11.87)	0:11.79 [5] (0:11.79)
Average Speed [km/h]	42.2	62.0	60.5	59.9	61.3	58.7	59.7	61.5	61.0
Top Speed [km/h]	60.1	63.8	62.3	60.8	62.4	60.5	61.1	63.0	62.8
Avg. Dist. to Rail [m]	2.0	3.2	3.3	3.5	5.5	3.8	1.1	4.4	5.1
Avg. Stride Freq. [Hz]	2.2	2.4	2.3	2.3	2.3	2.3	2.3	2.4	2.4
Avg. Stride Length [m]	5.4	7.1	7.2	7.2	7.4	7.2	7.2	7.3	7.2



- [] Ranking at each section and finish
- .-.- No data available at this section
- NA No data available



Horse/Jockey Name	Vyner
Final Rank	2
Fastest Section Time (Section)	0:09.13 (Overall)
Top Speed [km/h] (Section)	63.8 (1600m)
Race State	Finished



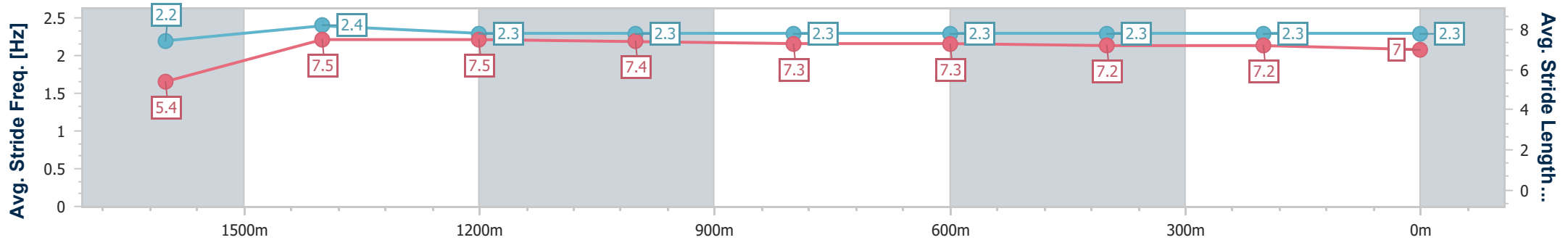
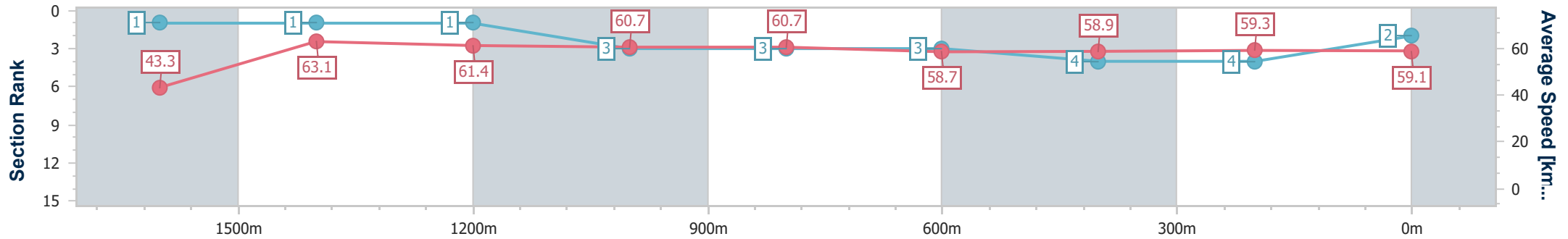
Ipswich QLD Professional
Race 5: OPEN EVENING 2 FEBRUARY Class 1 Handicap - 1710m



18 January 2023 - 15:59

Track Rating: Good 4, Weather: Fine, Rail Position: +10m Entire Course

Section	Overall	1600m	1400m	1200m	1000m	800m	600m	400m	200m				
Section Times	1:44.38 [2] (0:09.13)	1:35.25 [1] (0:11.42)	1:23.83 [1] (0:11.63)	1:12.20 [1] (0:11.75)	1:00.45 [3] (0:11.74)	0:48.71 [3] (0:12.18)	0:36.53 [3] (0:12.20)	0:24.33 [4] (0:12.16)	0:12.17 [4] (0:12.17)				
Average Speed [km/h]	43.3	63.1	61.4	60.7	60.7	58.7	58.9	59.3	59.1				
Top Speed [km/h]	61.0	63.8	63.0	61.8	61.6	59.2	59.6	60.8	60.8				
Avg. Dist. to Rail [m]	6.4	1.2	2.2	2.3	3.1	2.2	0.5	0.1	2.1				
Avg. Stride Freq. [Hz]	2.2	2.4	2.3	2.3	2.3	2.3	2.3	2.3	2.3				
Avg. Stride Length [m]	5.4	7.5	7.5	7.4	7.3	7.3	7.2	7.2	7.0				



- [] Ranking at each section and finish
- .-.- No data available at this section
- NA No data available



Horse/Jockey Name	Tapildoodleo
Final Rank	2
Fastest Section Time (Section)	0:09.49 (Overall)
Top Speed [km/h] (Section)	65.4 (1600m)
Race State	Finished



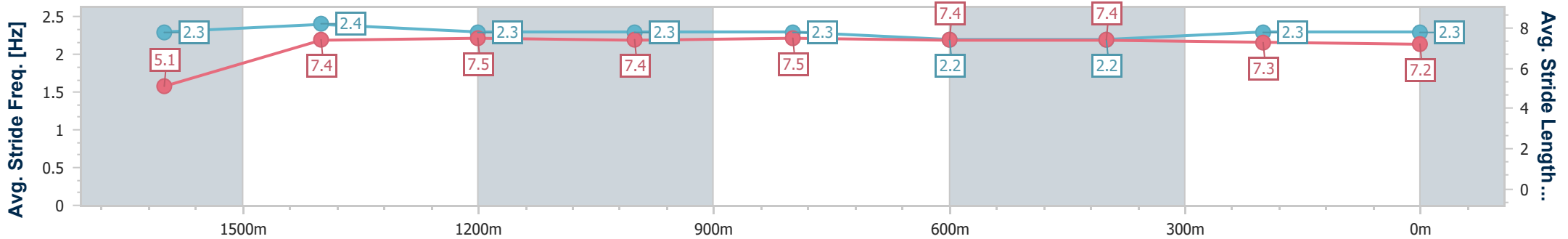
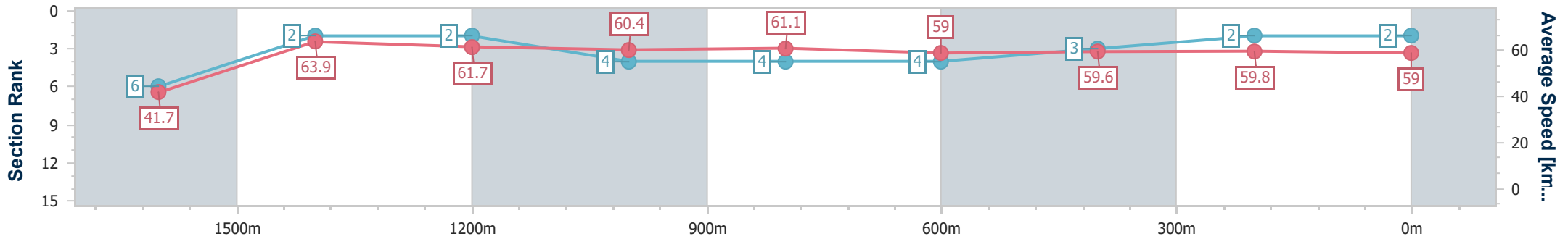
Ipswich QLD Professional
 Race 5: OPEN EVENING 2 FEBRUARY Class 1 Handicap - 1710m



18 January 2023 - 15:59

Track Rating: Good 4, Weather: Fine, Rail Position: +10m Entire Course

Section	Overall	1600m	1400m	1200m	1000m	800m	600m	400m	200m
Section Times	1:44.38 [2] (0:09.49)	1:34.89 [6] (0:11.26)	1:23.63 [2] (0:11.55)	1:12.08 [2] (0:11.77)	1:00.31 [4] (0:11.66)	0:48.65 [4] (0:12.12)	0:36.53 [4] (0:12.15)	0:24.38 [3] (0:12.17)	0:12.21 [2] (0:12.21)
Average Speed [km/h]	41.7	63.9	61.7	60.4	61.1	59.0	59.6	59.8	59.0
Top Speed [km/h]	59.5	65.4	64.2	61.5	62.1	59.9	61.1	61.0	59.9
Avg. Dist. to Rail [m]	7.3	1.9	2.5	3.3	4.3	1.6	1.5	3.0	4.0
Avg. Stride Freq. [Hz]	2.3	2.4	2.3	2.3	2.3	2.2	2.2	2.3	2.3
Avg. Stride Length [m]	5.1	7.4	7.5	7.4	7.5	7.4	7.4	7.3	7.2



- [] Ranking at each section and finish
- .-.- No data available at this section
- NA No data available



Horse/Jockey Name	Naughty Harry
Final Rank	4
Fastest Section Time (Section)	0:09.35 (Overall)
Top Speed [km/h] (Section)	63.7 (1600m)
Race State	Finished



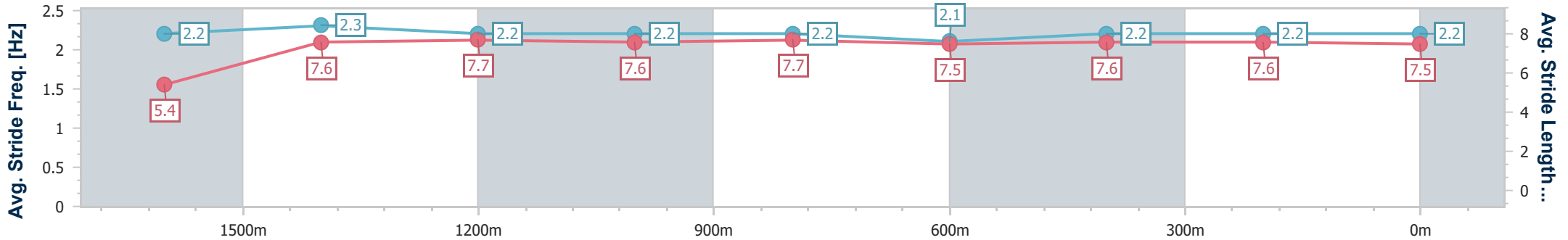
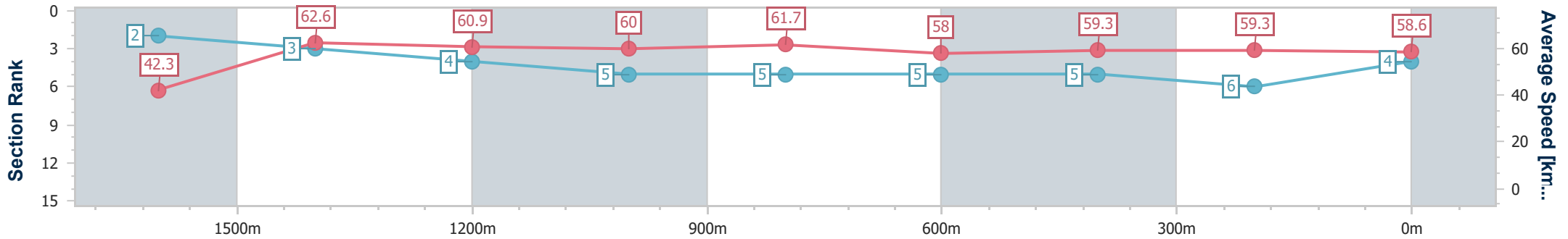
Ipswich QLD Professional
 Race 5: OPEN EVENING 2 FEBRUARY Class 1 Handicap - 1710m



18 January 2023 - 15:59

Track Rating: Good 4, Weather: Fine, Rail Position: +10m Entire Course

Section	Overall	1600m	1400m	1200m	1000m	800m	600m	400m	200m
Section Times	1:44.68 [4] (0:09.35)	1:35.33 [2] (0:11.50)	1:23.83 [3] (0:11.68)	1:12.15 [4] (0:11.87)	1:00.28 [5] (0:11.52)	0:48.76 [5] (0:12.24)	0:36.52 [5] (0:12.07)	0:24.45 [5] (0:12.17)	0:12.28 [6] (0:12.28)
Average Speed [km/h]	42.3	62.6	60.9	60.0	61.7	58.0	59.3	59.3	58.6
Top Speed [km/h]	60.4	63.7	62.2	61.9	63.1	59.6	60.8	60.9	59.5
Avg. Dist. to Rail [m]	2.1	0.9	2.8	2.8	4.9	3.6	1.5	1.3	4.1
Avg. Stride Freq. [Hz]	2.2	2.3	2.2	2.2	2.2	2.1	2.2	2.2	2.2
Avg. Stride Length [m]	5.4	7.6	7.7	7.6	7.7	7.5	7.6	7.6	7.5



- [] Ranking at each section and finish
- .-.- No data available at this section
- NA No data available



Horse/Jockey Name	Vancity
Final Rank	5
Fastest Section Time (Section)	0:09.84 (Overall)
Top Speed [km/h] (Section)	64.6 (1600m)
Race State	Finished



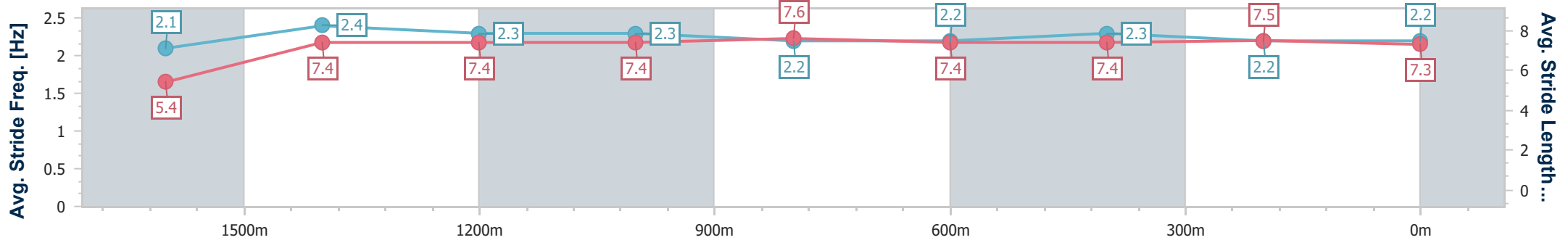
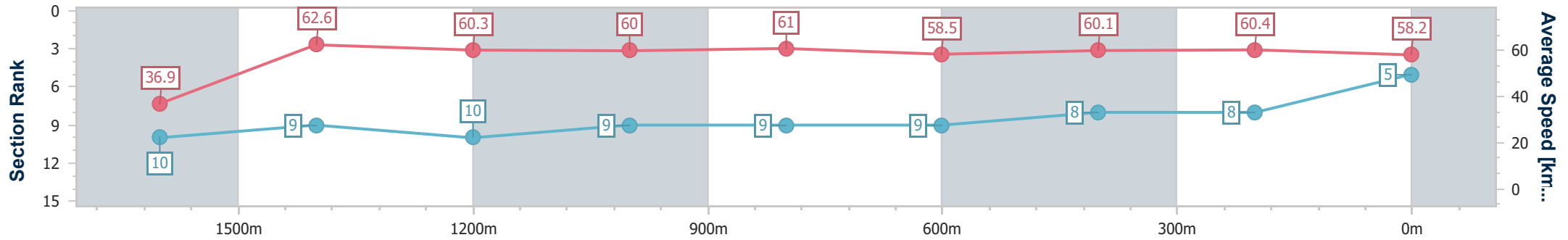
Ipswich QLD Professional
Race 5: OPEN EVENING 2 FEBRUARY Class 1 Handicap - 1710m



18 January 2023 - 15:59

Track Rating: Good 4, Weather: Fine, Rail Position: +10m Entire Course

Section	Overall	1600m	1400m	1200m	1000m	800m	600m	400m	200m			
Section Times	1:44.86 [5] (0:09.84)	1:35.02 [10] (0:11.42)	1:23.60 [9] (0:11.77)	1:11.83 [10] (0:11.78)	1:00.05 [9] (0:11.64)	0:48.41 [9] (0:12.16)	0:36.25 [9] (0:11.94)	0:24.31 [8] (0:11.93)	0:12.38 [8] (0:12.38)			
Average Speed [km/h]	36.9	62.6	60.3	60.0	61.0	58.5	60.1	60.4	58.2			
Top Speed [km/h]	60.1	64.6	62.3	61.2	61.7	60.1	61.0	60.9	60.0			
Avg. Dist. to Rail [m]	2.1	2.5	3.6	4.3	4.9	3.2	1.1	0.9	5.6			
Avg. Stride Freq. [Hz]	2.1	2.4	2.3	2.3	2.2	2.2	2.3	2.2	2.2			
Avg. Stride Length [m]	5.4	7.4	7.4	7.4	7.6	7.4	7.4	7.5	7.3			



- [] Ranking at each section and finish
- .-.- No data available at this section
- NA No data available



Horse/Jockey Name	Mighty Willie
Final Rank	6
Fastest Section Time (Section)	0:09.44 (Overall)
Top Speed [km/h] (Section)	64.2 (1600m)
Race State	Finished



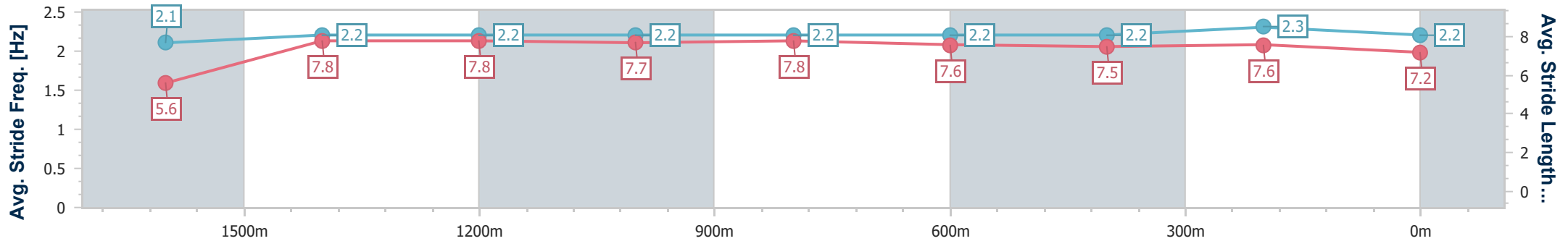
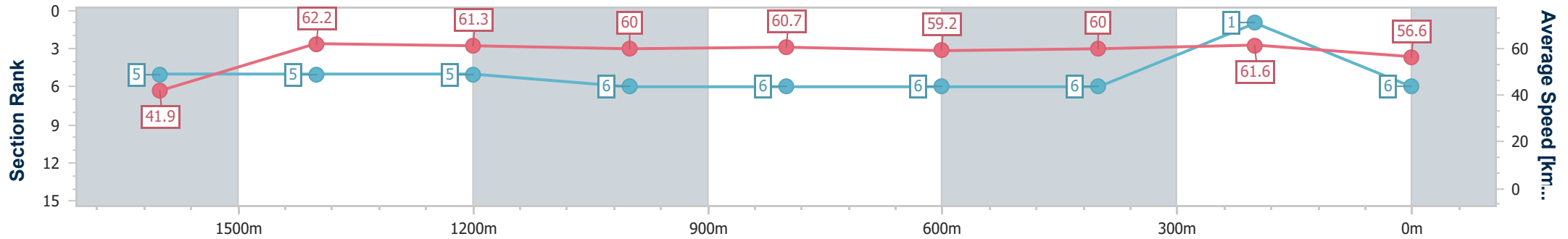
Ipswich QLD Professional
 Race 5: OPEN EVENING 2 FEBRUARY Class 1 Handicap - 1710m



18 January 2023 - 15:59

Track Rating: Good 4, Weather: Fine, Rail Position: +10m Entire Course

Section	Overall	1600m	1400m	1200m	1000m	800m	600m	400m	200m			
Section Times	1:44.98 [6] (0:09.44)	1:35.54 [5] (0:11.57)	1:23.97 [5] (0:11.64)	1:12.33 [5] (0:11.87)	1:00.46 [6] (0:11.71)	0:48.75 [6] (0:12.06)	0:36.69 [6] (0:12.11)	0:24.58 [6] (0:11.86)	0:12.72 [1] (0:12.72)			
Average Speed [km/h]	41.9	62.2	61.3	60.0	60.7	59.2	60.0	61.6	56.6			
Top Speed [km/h]	61.0	64.2	63.1	60.9	61.8	61.3	62.1	62.5	59.9			
Avg. Dist. to Rail [m]	1.4	0.9	2.5	2.7	4.2	2.1	1.6	4.2	5.0			
Avg. Stride Freq. [Hz]	2.1	2.2	2.2	2.2	2.2	2.2	2.2	2.3	2.2			
Avg. Stride Length [m]	5.6	7.8	7.8	7.7	7.8	7.6	7.5	7.6	7.2			



- [] Ranking at each section and finish
- .-.- No data available at this section
- NA No data available



Horse/Jockey Name	Mishani Missile
Final Rank	7
Fastest Section Time (Section)	0:09.36 (Overall)
Top Speed [km/h] (Section)	64.1 (1600m)
Race State	Finished



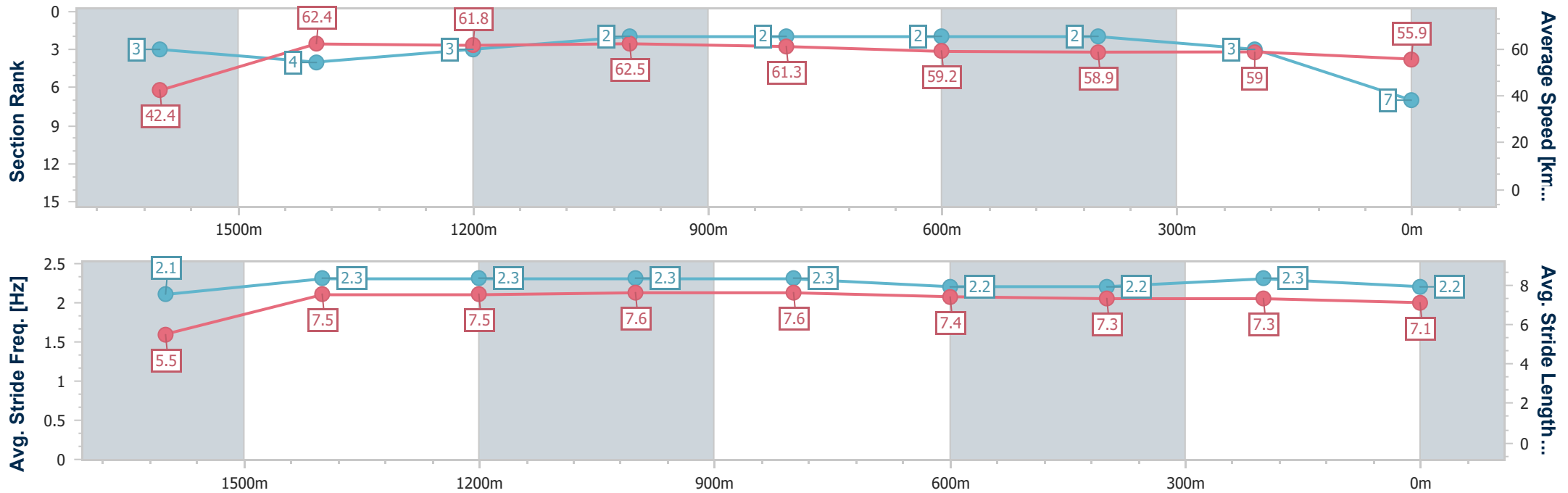
Ipswich QLD Professional
Race 5: OPEN EVENING 2 FEBRUARY Class 1 Handicap - 1710m



18 January 2023 - 15:59

Track Rating: Good 4, Weather: Fine, Rail Position: +10m Entire Course

Section	Overall	1600m	1400m	1200m	1000m	800m	600m	400m	200m			
Section Times	1:45.05 [7] (0:09.36)	1:35.69 [3] (0:11.53)	1:24.16 [4] (0:11.57)	1:12.59 [3] (0:11.43)	1:01.16 [2] (0:11.61)	0:49.55 [2] (0:12.11)	0:37.44 [2] (0:12.28)	0:25.16 [2] (0:12.28)	0:12.88 [3] (0:12.88)			
Average Speed [km/h]	42.4	62.4	61.8	62.5	61.3	59.2	58.9	59.0	55.9			
Top Speed [km/h]	60.1	64.1	63.1	63.8	63.2	60.0	59.5	59.6	57.6			
Avg. Dist. to Rail [m]	3.4	0.8	1.8	1.9	4.1	1.4	1.0	1.6	2.3			
Avg. Stride Freq. [Hz]	2.1	2.3	2.3	2.3	2.3	2.2	2.2	2.3	2.2			
Avg. Stride Length [m]	5.5	7.5	7.5	7.6	7.6	7.4	7.3	7.3	7.1			



- [] Ranking at each section and finish
- .-.- No data available at this section
- NA No data available



Horse/Jockey Name	Alpha Jane
Final Rank	8
Fastest Section Time (Section)	0:09.74 (Overall)
Top Speed [km/h] (Section)	64.2 (1600m)
Race State	Finished



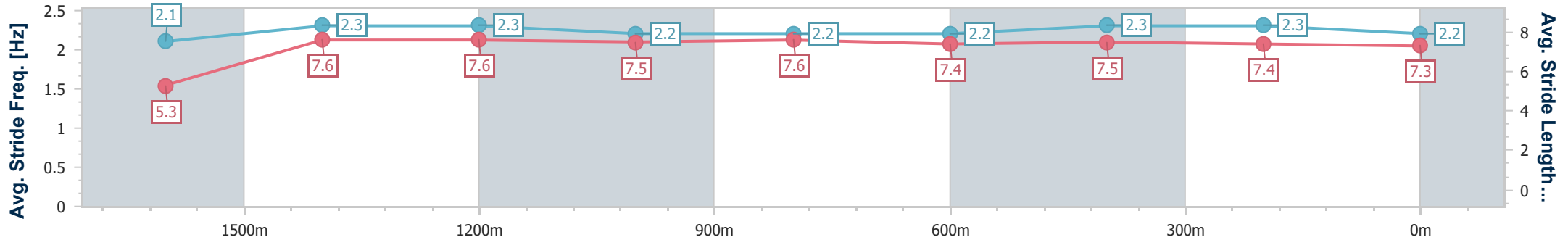
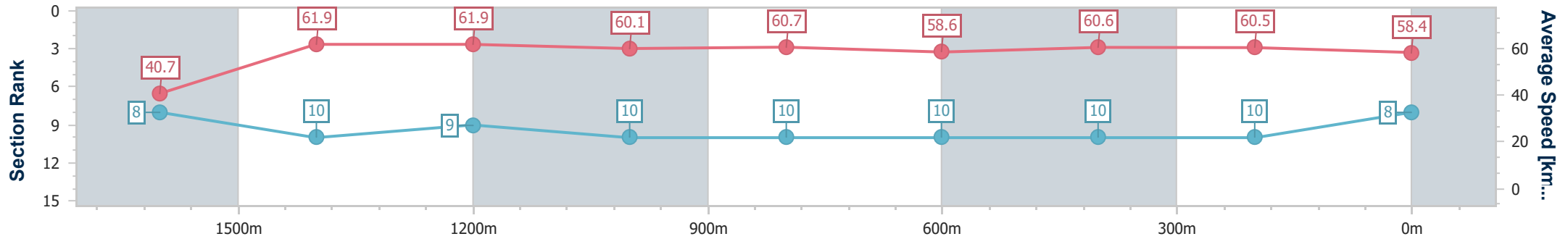
Ipswich QLD Professional
 Race 5: OPEN EVENING 2 FEBRUARY Class 1 Handicap - 1710m



18 January 2023 - 15:59

Track Rating: Good 4, Weather: Fine, Rail Position: +10m Entire Course

Section	Overall	1600m	1400m	1200m	1000m	800m	600m	400m	200m			
Section Times	1:45.12 [8] (0:09.74)	1:35.38 [8] (0:11.62)	1:23.76 [10] (0:11.57)	1:12.19 [9] (0:11.93)	1:00.26 [10] (0:11.80)	0:48.46 [10] (0:12.24)	0:36.22 [10] (0:11.93)	0:24.29 [10] (0:11.94)	0:12.35 [10] (0:12.35)			
Average Speed [km/h]	40.7	61.9	61.9	60.1	60.7	58.6	60.6	60.5	58.4			
Top Speed [km/h]	58.7	64.2	64.0	61.5	61.8	60.3	62.0	61.0	60.2			
Avg. Dist. to Rail [m]	4.5	1.1	1.4	1.0	1.4	0.9	0.7	1.3	4.2			
Avg. Stride Freq. [Hz]	2.1	2.3	2.3	2.2	2.2	2.2	2.3	2.3	2.2			
Avg. Stride Length [m]	5.3	7.6	7.6	7.5	7.6	7.4	7.5	7.4	7.3			



- [] Ranking at each section and finish
- .-.- No data available at this section
- NA No data available



Horse/Jockey Name	Fighting Mad
Final Rank	9
Fastest Section Time (Section)	0:09.77 (Overall)
Top Speed [km/h] (Section)	64.3 (1600m)
Race State	Finished



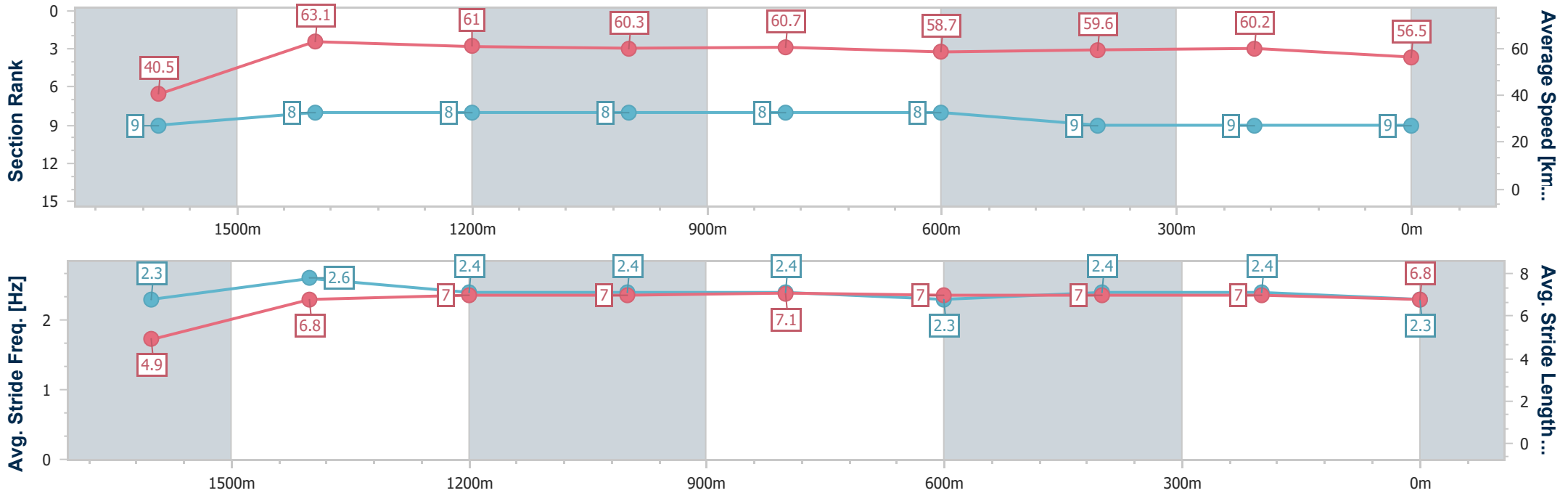
Ipswich QLD Professional
 Race 5: OPEN EVENING 2 FEBRUARY Class 1 Handicap - 1710m



18 January 2023 - 15:59

Track Rating: Good 4, Weather: Fine, Rail Position: +10m Entire Course

Section	Overall	1600m	1400m	1200m	1000m	800m	600m	400m	200m			
Section Times	1:45.45 [9] (0:09.77)	1:35.68 [9] (0:11.41)	1:24.27 [8] (0:11.66)	1:12.61 [8] (0:11.78)	1:00.83 [8] (0:11.71)	0:49.12 [8] (0:12.17)	0:36.95 [8] (0:12.13)	0:24.82 [9] (0:12.09)	0:12.73 [9] (0:12.73)			
Average Speed [km/h]	40.5	63.1	61.0	60.3	60.7	58.7	59.6	60.2	56.5			
Top Speed [km/h]	62.1	64.3	62.9	61.7	62.0	60.5	60.6	61.0	60.1			
Avg. Dist. to Rail [m]	3.6	1.2	2.7	3.7	4.5	2.3	1.0	3.2	5.9			
Avg. Stride Freq. [Hz]	2.3	2.6	2.4	2.4	2.4	2.3	2.4	2.4	2.3			
Avg. Stride Length [m]	4.9	6.8	7.0	7.0	7.1	7.0	7.0	7.0	6.8			



- [] Ranking at each section and finish
- .-.- No data available at this section
- NA No data available



Horse/Jockey Name	Zeitakuna
Final Rank	10
Fastest Section Time (Section)	0:09.51 (Overall)
Top Speed [km/h] (Section)	64.5 (1000m)
Race State	Finished



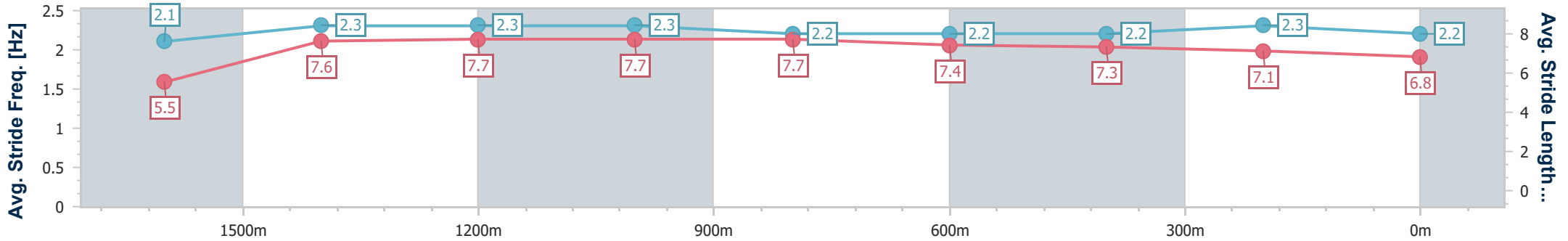
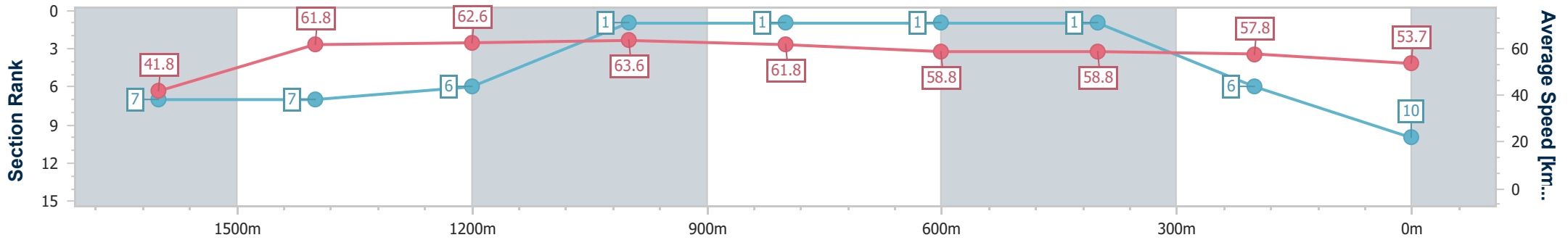
Ipswich QLD Professional
Race 5: OPEN EVENING 2 FEBRUARY Class 1 Handicap - 1710m



18 January 2023 - 15:59

Track Rating: Good 4, Weather: Fine, Rail Position: +10m Entire Course

Section	Overall	1600m	1400m	1200m	1000m	800m	600m	400m	200m
Section Times	1:45.71 [10] (0:09.51)	1:36.20 [7] (0:11.64)	1:24.56 [7] (0:11.48)	1:13.08 [6] (0:11.26)	1:01.82 [1] (0:11.53)	0:50.29 [1] (0:12.13)	0:38.16 [1] (0:12.26)	0:25.90 [1] (0:12.49)	0:13.41 [6] (0:13.41)
Average Speed [km/h]	41.8	61.8	62.6	63.6	61.8	58.8	58.8	57.8	53.7
Top Speed [km/h]	58.8	64.3	64.0	64.3	64.5	59.5	59.0	59.0	56.1
Avg. Dist. to Rail [m]	3.6	0.5	0.5	0.9	3.5	2.6	0.4	0.9	1.7
Avg. Stride Freq. [Hz]	2.1	2.3	2.3	2.3	2.2	2.2	2.2	2.3	2.2
Avg. Stride Length [m]	5.5	7.6	7.7	7.7	7.7	7.4	7.3	7.1	6.8



- [] Ranking at each section and finish
- .-.- No data available at this section
- NA No data available