



Sunshine Coast QLD Professional
Race 1: BARRIER REEF POOLS QTIS Two-Year-Old Maiden Handicap - 1200m
20 January 2023 - 17:25



Track Rating: Soft 5, Weather: Overcast, Rail Position: +9m

Section		Overall	1000m	800m	600m	400m	200m	Last 600m					
Field Times		1:13.10 (0:13.55)	0:59.55 (0:11.50)	0:48.05 (0:11.84)	0:36.21 (0:12.09)	0:24.12 (0:11.71)	0:12.41 (0:12.41)	0:36.21					
Rank	TAB Horse/Jockey	Barrier	Top Speed [km/h]	Fastest Section	Margin							Distance Travelled [m]	
1	1 WORX Brodie Loy	2	65.2 1000m	0:11.37 1000m	1:13.10 [1] (0:14.02)	0:59.08 [5] (0:11.37)	0:47.71 [4] (0:11.94)	0:35.77 [4] (0:11.85)	0:23.92 [3] (0:11.51)	0:12.41 [1] (0:12.41)	1:13.10	0:35.77	
2	2 BOOM MASTER Justin Huxtable	4	65.9 1000m	0:11.37 1000m	1:13.19 [2] (0:13.90)	0:59.29 [4] (0:11.37)	0:47.92 [3] (0:11.91)	0:36.01 [3] (0:11.94)	0:24.07 [2] (0:11.67)	0:12.40 [2] (0:12.40)	0.4L	0:36.01	-2
3	3 THE LUCKY ALIEN Samantha Collett	7	66.2 Overall	0:11.50 1000m	1:14.38 [3] (0:13.55)	1:00.83 [1] (0:11.50)	0:49.33 [1] (0:11.84)	0:37.49 [1] (0:12.09)	0:25.40 [1] (0:11.89)	0:13.51 [3] (0:13.51)	7.4L	0:37.49	+2
4	6 SAGE ADVICE Adin Thompson	1	65.3 1000m	0:11.58 1000m	1:15.73 [4] (0:13.87)	1:01.86 [3] (0:11.58)	0:50.28 [5] (0:12.17)	0:38.11 [5] (0:12.25)	0:25.86 [5] (0:12.13)	0:13.73 [4] (0:13.73)	15.2L	0:38.11	+0
5	5 VIKING VALOUR James Orman	6	65.8 1000m	0:11.31 1000m	1:16.54 [5] (0:13.81)	1:02.73 [2] (0:11.31)	0:51.42 [2] (0:11.98)	0:39.44 [2] (0:12.26)	0:27.18 [4] (0:12.72)	0:14.46 [5] (0:14.46)	20L	0:39.44	-1

Scratched: Revitup Charlie (#7), The Player (#4), Mixed Spice (#8)

[] Ranking at each section and finish
 -:-:- No data available at this section
 NA No data available

SCN Saddle cloth number
 DNF Did not finish
 DNT Did not track



Horse/Jockey Name	Worx
Final Rank	1
Fastest Section Time (Section)	0:11.37 (1000m)
Top Speed [km/h] (Section)	65.2 (1000m)
Race State	Finished



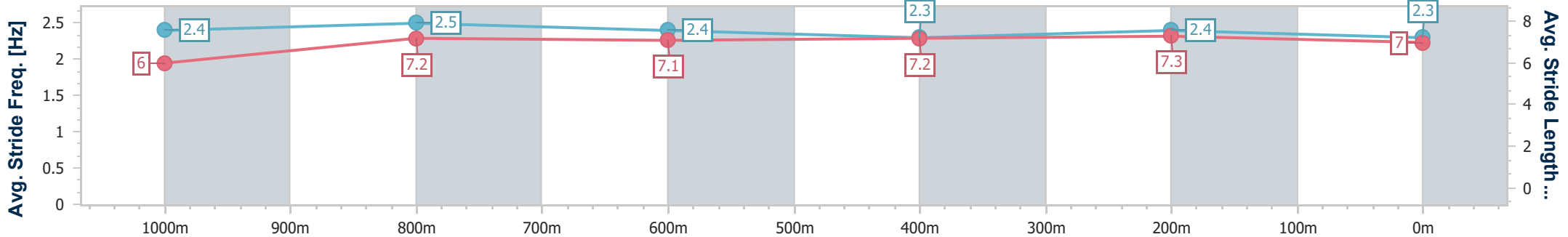
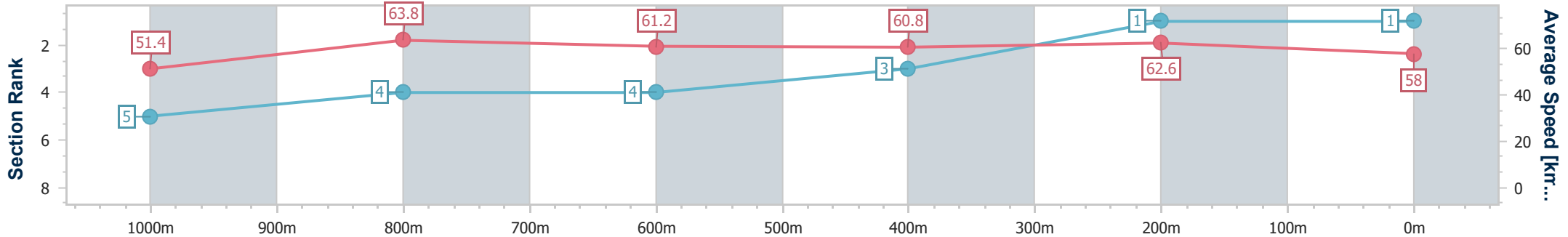
Sunshine Coast QLD Professional
Race 1: BARRIER REEF POOLS QTIS Two-Year-Old Maiden Handicap - 1200m



20 January 2023 - 17:25

Track Rating: Soft 5, Weather: Overcast, Rail Position: +9m

Section	Overall	1000m	800m	600m	400m	200m
Section Times	1:13.10 [1] (0:14.02)	0:59.08 [5] (0:11.37)	0:47.71 [4] (0:11.94)	0:35.77 [4] (0:11.85)	0:23.92 [3] (0:11.51)	0:12.41 [1] (0:12.41)
Average Speed [km/h]	51.4	63.8	61.2	60.8	62.6	58.0
Top Speed [km/h]	64.9	65.2	63.6	62.9	63.6	61.9
Avg. Dist. to Rail [m]	3.4	3.1	2.1	0.5	2.3	2.7
Avg. Stride Freq. [Hz]	2.4	2.5	2.4	2.3	2.4	2.3
Avg. Stride Length [m]	6.0	7.2	7.1	7.2	7.3	7.0



- [] Ranking at each section and finish
- .-.- No data available at this section
- NA No data available



Horse/Jockey Name	Boom Master
Final Rank	2
Fastest Section Time (Section)	0:11.37 (1000m)
Top Speed [km/h] (Section)	65.9 (1000m)
Race State	Finished



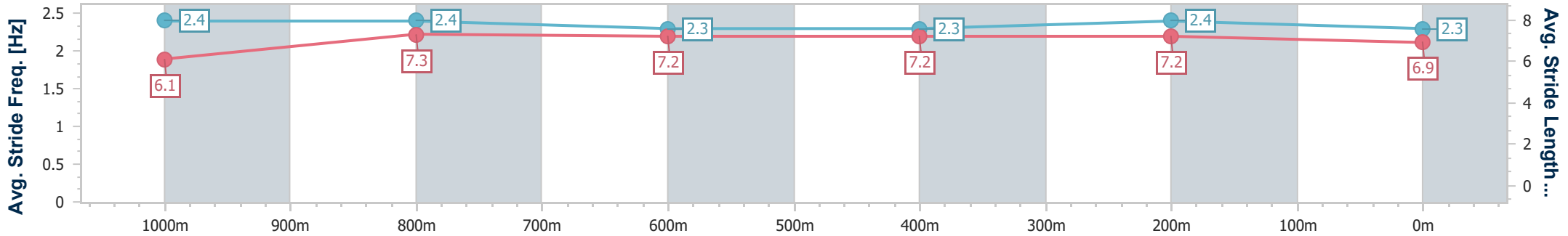
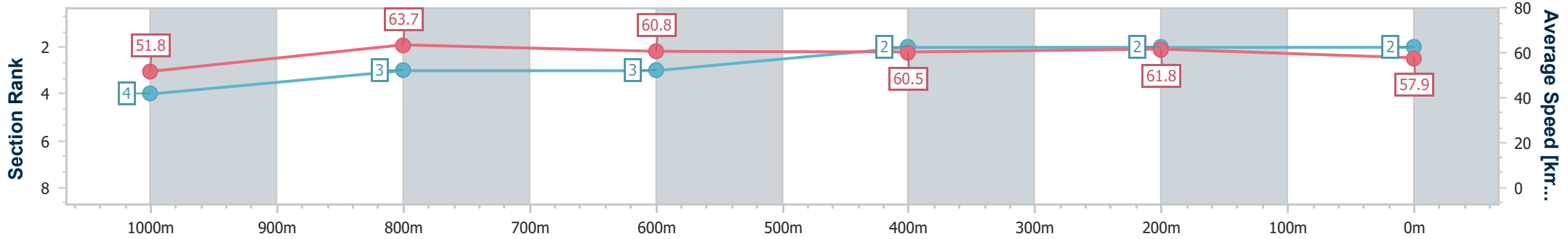
Sunshine Coast QLD Professional
 Race 1: BARRIER REEF POOLS QTIS Two-Year-Old Maiden
 Handicap - 1200m



20 January 2023 - 17:25

Track Rating: Soft 5, Weather: Overcast, Rail Position: +9m

Section	Overall	1000m	800m	600m	400m	200m
Section Times	1:13.19 [2] (0:13.90)	0:59.29 [4] (0:11.37)	0:47.92 [3] (0:11.91)	0:36.01 [3] (0:11.94)	0:24.07 [2] (0:11.67)	0:12.40 [2] (0:12.40)
Average Speed [km/h]	51.8	63.7	60.8	60.5	61.8	57.9
Top Speed [km/h]	64.7	65.9	62.4	62.1	63.3	60.4
Avg. Dist. to Rail [m]	3.5	2.5	1.3	0.3	1.8	0.8
Avg. Stride Freq. [Hz]	2.4	2.4	2.3	2.3	2.4	2.3
Avg. Stride Length [m]	6.1	7.3	7.2	7.2	7.2	6.9



- [] Ranking at each section and finish
- .-.- No data available at this section
- NA No data available



Horse/Jockey Name	The Lucky Alien
Final Rank	3
Fastest Section Time (Section)	0:11.50 (1000m)
Top Speed [km/h] (Section)	66.2 (Overall)
Race State	Finished



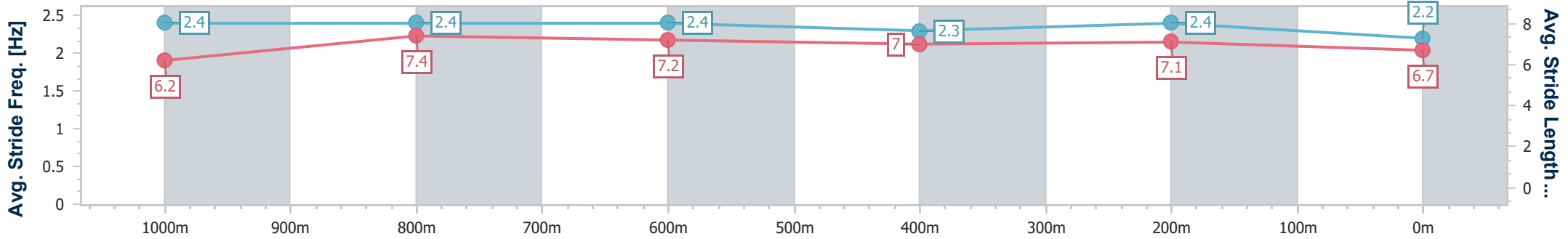
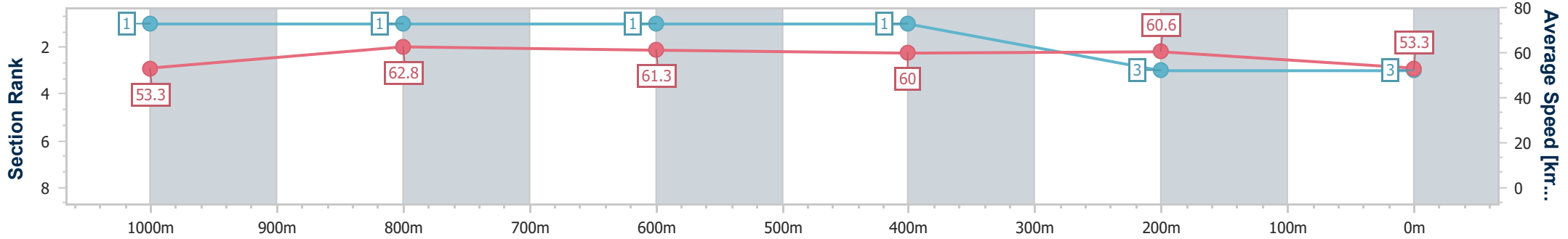
Sunshine Coast QLD Professional
Race 1: BARRIER REEF POOLS QTIS Two-Year-Old Maiden Handicap - 1200m



20 January 2023 - 17:25

Track Rating: Soft 5, Weather: Overcast, Rail Position: +9m

Section	Overall	1000m	800m	600m	400m	200m
Section Times	1:14.38 [3] (0:13.55)	1:00.83 [1] (0:11.50)	0:49.33 [1] (0:11.84)	0:37.49 [1] (0:12.09)	0:25.40 [1] (0:11.89)	0:13.51 [3] (0:13.51)
Average Speed [km/h]	53.3	62.8	61.3	60.0	60.6	53.3
Top Speed [km/h]	66.2	65.6	63.1	62.9	62.9	57.4
Avg. Dist. to Rail [m]	6.1	1.0	1.4	1.5	0.4	0.4
Avg. Stride Freq. [Hz]	2.4	2.4	2.4	2.3	2.4	2.2
Avg. Stride Length [m]	6.2	7.4	7.2	7.0	7.1	6.7



- [] Ranking at each section and finish
- .-.- No data available at this section
- NA No data available



Horse/Jockey Name	Sage Advice
Final Rank	4
Fastest Section Time (Section)	0:11.58 (1000m)
Top Speed [km/h] (Section)	65.3 (1000m)
Race State	Finished



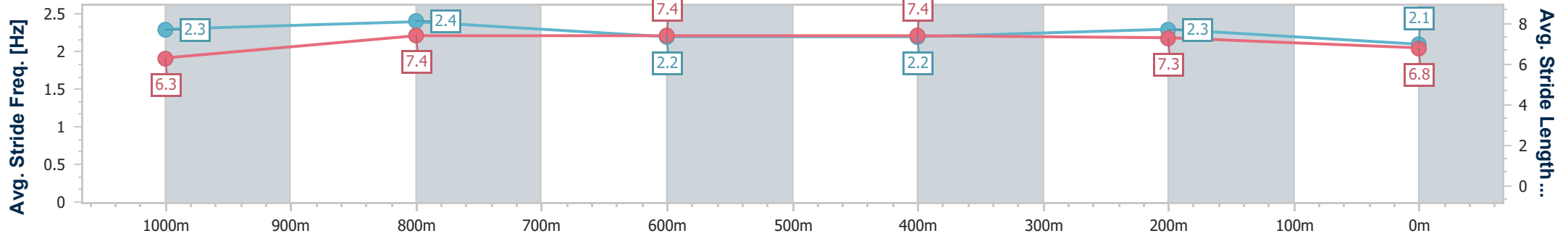
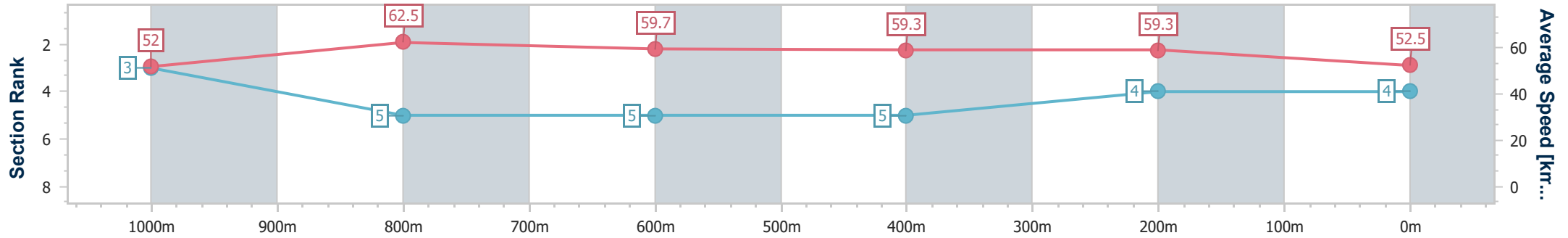
Sunshine Coast QLD Professional
Race 1: BARRIER REEF POOLS QTIS Two-Year-Old Maiden Handicap - 1200m



20 January 2023 - 17:25

Track Rating: Soft 5, Weather: Overcast, Rail Position: +9m

Section	Overall	1000m	800m	600m	400m	200m
Section Times	1:15.73 [4] (0:13.87)	1:01.86 [3] (0:11.58)	0:50.28 [5] (0:12.17)	0:38.11 [5] (0:12.25)	0:25.86 [5] (0:12.13)	0:13.73 [4] (0:13.73)
Average Speed [km/h]	52.0	62.5	59.7	59.3	59.3	52.5
Top Speed [km/h]	65.3	65.3	61.2	60.0	60.3	57.1
Avg. Dist. to Rail [m]	1.9	1.9	1.8	1.3	1.2	0.7
Avg. Stride Freq. [Hz]	2.3	2.4	2.2	2.2	2.3	2.1
Avg. Stride Length [m]	6.3	7.4	7.4	7.4	7.3	6.8



- [] Ranking at each section and finish
- .-.- No data available at this section
- NA No data available



Horse/Jockey Name	Viking Valour
Final Rank	5
Fastest Section Time (Section)	0:11.31 (1000m)
Top Speed [km/h] (Section)	65.8 (1000m)
Race State	Finished



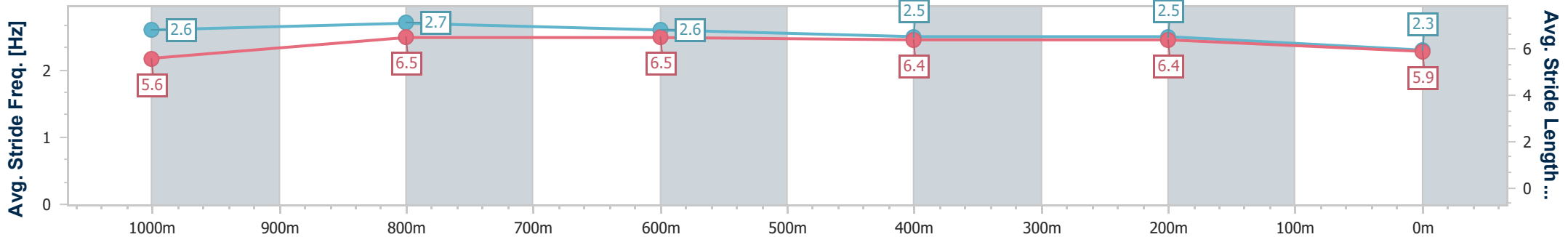
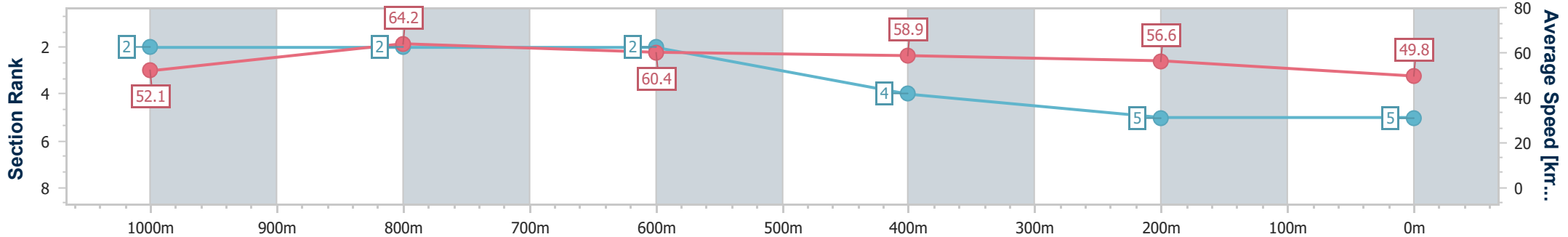
Sunshine Coast QLD Professional
Race 1: BARRIER REEF POOLS QTIS Two-Year-Old Maiden Handicap - 1200m



20 January 2023 - 17:25

Track Rating: Soft 5, Weather: Overcast, Rail Position: +9m

Section	Overall	1000m	800m	600m	400m	200m
Section Times	1:16.54 [5] (0:13.81)	1:02.73 [2] (0:11.31)	0:51.42 [2] (0:11.98)	0:39.44 [2] (0:12.26)	0:27.18 [4] (0:12.72)	0:14.46 [5] (0:14.46)
Average Speed [km/h]	52.1	64.2	60.4	58.9	56.6	49.8
Top Speed [km/h]	64.7	65.8	61.1	60.6	57.8	54.6
Avg. Dist. to Rail [m]	5.6	3.9	0.8	0.7	1.5	1.3
Avg. Stride Freq. [Hz]	2.6	2.7	2.6	2.5	2.5	2.3
Avg. Stride Length [m]	5.6	6.5	6.5	6.4	6.4	5.9



- [] Ranking at each section and finish
- .-.- No data available at this section
- NA No data available