



Doomben QLD Professional

Race 9: BRC MEMBERSHIP PLUS BENCHMARK 65 Handicap - 1350m

25 January 2023 - 17:24



BRISBANE
RACING CLUB

Track Rating: Good 4, Weather: Fine, Rail Position: +8.5 metres Entire Course.

Section		Overall	1200m	1000m	800m	600m	400m	Last 600m				
Field Times		1:19.64 (0:11.79)	1:07.85 (0:10.81)	0:57.04 (0:11.18)	0:45.86 (0:11.48)	0:34.38 (0:11.35)	0:23.03 (0:11.21)	0:34.38				
Rank	TAB Horse/Jockey	Barrier	Top Speed [km/h]	Fastest Section	Distance Travelled [m]							
1	8 HOKAHEY Samantha Collett	8	67.5 400m	0:10.82 400m	1:19.64 [1] (0:12.28)	1:07.36 [9] (0:11.16)	0:56.20 [9] (0:11.29)	0:44.91 [9] (0:11.44)	0:33.47 [9] (0:11.27)	0:22.20 [7] (0:10.82)	0:33.47	
2	3 PRIME ASSET Ryan Wiggins	4	67.3 1200m	0:10.81 1200m	1:19.69 [2] (0:11.79)	1:07.90 [1] (0:10.81)	0:57.09 [1] (0:11.18)	0:45.91 [1] (0:11.48)	0:34.43 [1] (0:11.35)	0:23.08 [1] (0:11.21)	0:34.43	+0
3	2 READY FOR ANYTHING Andrew Mallyon	2	65.9 1000m	0:11.09 400m	1:20.04 [3] (0:11.91)	1:08.13 [3] (0:11.10)	0:57.03 [4] (0:11.23)	0:45.80 [3] (0:11.44)	0:34.36 [3] (0:11.25)	0:23.11 [3] (0:11.09)	0:34.36	+0
4	7 SEDUCTION QUEEN Boris Thornton	6	66.3 400m	0:11.09 1200m	1:20.38 [4] (0:12.21)	1:08.17 [8] (0:11.09)	0:57.08 [7] (0:11.25)	0:45.83 [7] (0:11.45)	0:34.38 [7] (0:11.32)	0:23.06 [5] (0:11.20)	0:34.38	+0
5	11 MASTER RED Larry Cassidy	14	66.7 1200m	0:10.99 1200m	1:20.42 [5] (0:11.99)	1:08.43 [4] (0:10.99)	0:57.44 [3] (0:11.26)	0:46.18 [4] (0:11.50)	0:34.68 [4] (0:11.40)	0:23.28 [4] (0:11.11)	0:34.68	+1
6	4 APPLE TART Angela Jones	7	67.7 1200m	0:10.88 1200m	1:20.58 [6] (0:11.87)	1:08.71 [2] (0:10.88)	0:57.83 [2] (0:11.28)	0:46.55 [2] (0:11.51)	0:35.04 [2] (0:11.46)	0:23.58 [2] (0:11.30)	0:35.04	+0
7	15 OKALANI Ben Thompson	5	65.8 400m	0:11.16 1200m	1:20.64 [7] (0:12.09)	1:08.55 [5] (0:11.16)	0:57.39 [6] (0:11.27)	0:46.12 [6] (0:11.46)	0:34.66 [6] (0:11.33)	0:23.33 [6] (0:11.17)	0:34.66	+0
8	13 SHAGONAROCK Elione Chaves	9	66.4 1200m	0:11.04 1200m	1:20.87 [8] (0:12.20)	1:08.67 [6] (0:11.04)	0:57.63 [5] (0:11.26)	0:46.37 [5] (0:11.48)	0:34.89 [5] (0:11.59)	0:23.30 [8] (0:11.20)	0:34.89	+3
9	14 ROSATO Jim Byrne	13	67.3 1200m	0:11.12 400m	1:20.90 [9] (0:12.19)	1:08.71 [7] (0:11.13)	0:57.58 [8] (0:11.29)	0:46.29 [8] (0:11.52)	0:34.77 [8] (0:11.49)	0:23.28 [9] (0:11.12)	0:34.77	+3

Scratched: Brocky (#1), Chilliwack (#5), Merseyside (#6), Roman Heir (#9), Surf Sonic (#10), Firstluv (#12)

[] Ranking at each section and finish
 -:-:- No data available at this section
 NA No data available

SCN Saddle cloth number
 DNF Did not finish
 DNT Did not track



Doomben QLD Professional

Race 9: BRC MEMBERSHIP PLUS BENCHMARK 65 Handicap - 1350m

25 January 2023 - 17:24



BRISBANE
RACING CLUB

Track Rating: Good 4, Weather: Fine, Rail Position: +8.5 metres Entire Course.

Section							200m			Last 600m
Field Times							0:11.82			0:34.38
							(0:11.82)			
Rank	TAB	Horse/Jockey	Barrier	Top Speed [km/h]	Fastest Section	Margin			Distance Travelled [m]	
1	8	HOKAHEY Samantha Collett	8	67.5 400m	0:10.82 400m	0:11.38 [5] (0:11.38)	1:19.64			0:33.47
2	3	PRIME ASSET Ryan Wiggins	4	67.3 1200m	0:10.81 1200m	0:11.87 [1] (0:11.87)	0.28L			0:34.43 +0
3	2	READY FOR ANYTHING Andrew Mallyon	2	65.9 1000m	0:11.09 400m	0:12.02 [2] (0:12.02)	2.35L			0:34.36 +0
4	7	SEDUCTION QUEEN Boris Thornton	6	66.3 400m	0:11.09 1200m	0:11.86 [7] (0:11.86)	4.37L			0:34.38 +0
5	11	MASTER RED Larry Cassidy	14	66.7 1200m	0:10.99 1200m	0:12.17 [4] (0:12.17)	4.58L			0:34.68 +1
6	4	APPLE TART Angela Jones	7	67.7 1200m	0:10.88 1200m	0:12.28 [3] (0:12.28)	5.51L			0:35.04 +0
7	15	OKALANI Ben Thompson	5	65.8 400m	0:11.16 1200m	0:12.16 [6] (0:12.16)	5.88L			0:34.66 +0
8	13	SHAGONAROCK Elione Chaves	9	66.4 1200m	0:11.04 1200m	0:12.10 [8] (0:12.10)	7.26L			0:34.89 +3
9	14	ROSATO Jim Byrne	13	67.3 1200m	0:11.12 400m	0:12.16 [9] (0:12.16)	7.42L			0:34.77 +3

Scratched: Brocky (#1), Chilliwack (#5), Merseyside (#6), Roman Heir (#9), Surf Sonic (#10), Firstluv (#12)



Horse/Jockey Name	Hokahey
Final Rank	1
Fastest Section Time (Section)	0:10.82 (400m)
Top Speed [km/h] (Section)	67.5 (400m)
Race State	Finished



Doomben QLD Professional
Race 9: BRC MEMBERSHIP PLUS BENCHMARK 65 Handicap - 1350m

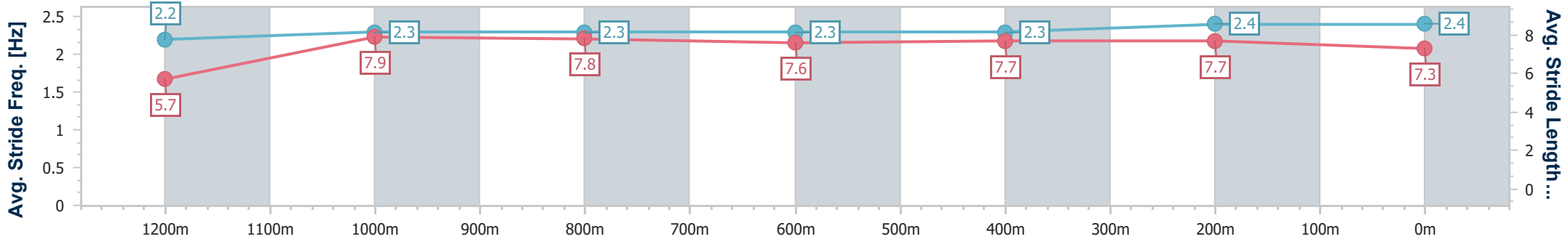
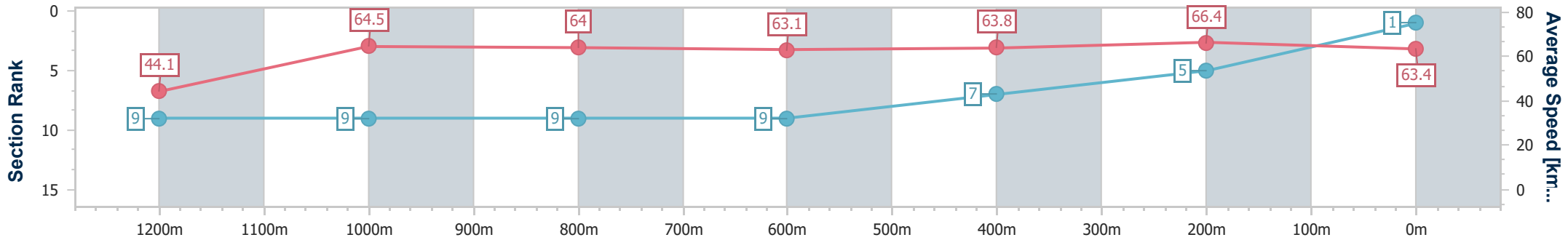


25 January 2023 - 17:24

Track Rating: Good 4, Weather: Fine, Rail Position: +8.5 metres
 Entire Course.

BRISBANE
 RACING CLUB

Section	Overall	1200m	1000m	800m	600m	400m	200m							
Section Times	1:19.64 [1] (0:12.28)	1:07.36 [9] (0:11.16)	0:56.20 [9] (0:11.29)	0:44.91 [9] (0:11.44)	0:33.47 [9] (0:11.27)	0:22.20 [7] (0:10.82)	0:11.38 [5] (0:11.38)							
Average Speed [km/h]	44.1	64.5	64.0	63.1	63.8	66.4	63.4							
Top Speed [km/h]	64.5	65.1	65.2	64.2	65.0	67.5	66.2							
Avg. Dist. to Rail [m]	6.2	1.6	1.2	0.5	0.4	0.4	0.6							
Avg. Stride Freq. [Hz]	2.2	2.3	2.3	2.3	2.3	2.4	2.4							
Avg. Stride Length [m]	5.7	7.9	7.8	7.6	7.7	7.7	7.3							



- [] Ranking at each section and finish
- .-.- No data available at this section
- NA No data available



Horse/Jockey Name	Prime Asset
Final Rank	2
Fastest Section Time (Section)	0:10.81 (1200m)
Top Speed [km/h] (Section)	67.3 (1200m)
Race State	Finished



Doomben QLD Professional
Race 9: BRC MEMBERSHIP PLUS BENCHMARK 65 Handicap - 1350m

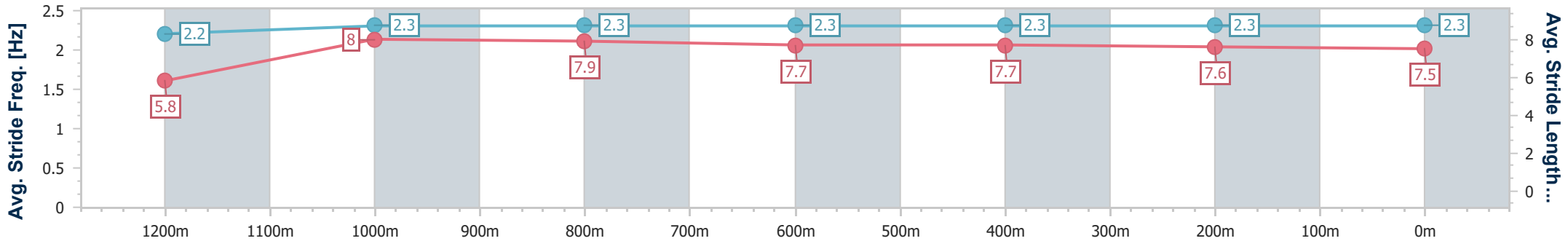
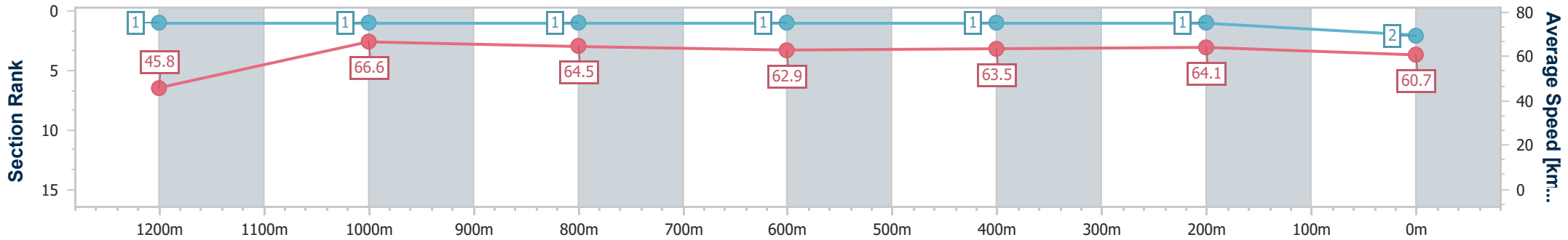


25 January 2023 - 17:24

Track Rating: Good 4, Weather: Fine, Rail Position: +8.5 metres
 Entire Course.

BRISBANE
 RACING CLUB

Section	Overall	1200m	1000m	800m	600m	400m	200m
Section Times	1:19.69 [2] (0:11.79)	1:07.90 [1] (0:10.81)	0:57.09 [1] (0:11.18)	0:45.91 [1] (0:11.48)	0:34.43 [1] (0:11.35)	0:23.08 [1] (0:11.21)	0:11.87 [1] (0:11.87)
Average Speed [km/h]	45.8	66.6	64.5	62.9	63.5	64.1	60.7
Top Speed [km/h]	65.9	67.3	65.9	63.6	64.1	65.3	63.2
Avg. Dist. to Rail [m]	4.4	0.5	0.3	0.5	0.4	0.8	1.1
Avg. Stride Freq. [Hz]	2.2	2.3	2.3	2.3	2.3	2.3	2.3
Avg. Stride Length [m]	5.8	8.0	7.9	7.7	7.7	7.6	7.5



- [] Ranking at each section and finish
- .-.- No data available at this section
- NA No data available



Horse/Jockey Name	Ready For Anything
Final Rank	3
Fastest Section Time (Section)	0:11.09 (400m)
Top Speed [km/h] (Section)	65.9 (1000m)
Race State	Finished



Doomben QLD Professional
Race 9: BRC MEMBERSHIP PLUS BENCHMARK 65 Handicap - 1350m

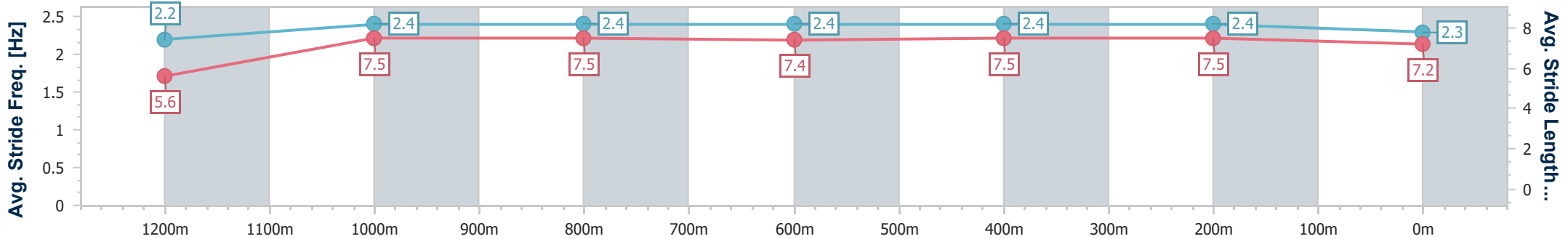
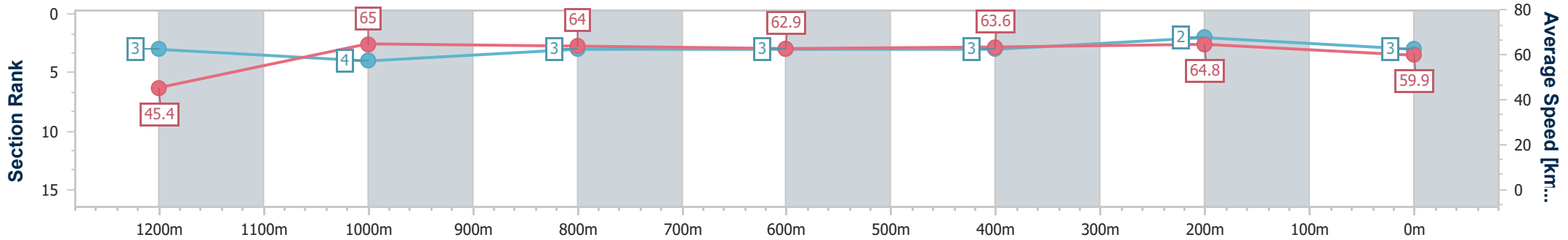


25 January 2023 - 17:24

Track Rating: Good 4, Weather: Fine, Rail Position: +8.5 metres
 Entire Course.

BRISBANE
 RACING CLUB

Section	Overall	1200m	1000m	800m	600m	400m	200m
Section Times	1:20.04 [3] (0:11.91)	1:08.13 [3] (0:11.10)	0:57.03 [4] (0:11.23)	0:45.80 [3] (0:11.44)	0:34.36 [3] (0:11.25)	0:23.11 [3] (0:11.09)	0:12.02 [2] (0:12.02)
Average Speed [km/h]	45.4	65.0	64.0	62.9	63.6	64.8	59.9
Top Speed [km/h]	64.0	65.9	65.9	64.0	64.9	65.6	63.8
Avg. Dist. to Rail [m]	3.5	0.6	0.3	0.3	0.9	0.9	0.5
Avg. Stride Freq. [Hz]	2.2	2.4	2.4	2.4	2.4	2.4	2.3
Avg. Stride Length [m]	5.6	7.5	7.5	7.4	7.5	7.5	7.2



- [] Ranking at each section and finish
- .-.- No data available at this section
- NA No data available



Horse/Jockey Name	Seduction Queen
Final Rank	4
Fastest Section Time (Section)	0:11.09 (1200m)
Top Speed [km/h] (Section)	66.3 (400m)
Race State	Finished



Doomben QLD Professional
Race 9: BRC MEMBERSHIP PLUS BENCHMARK 65 Handicap - 1350m

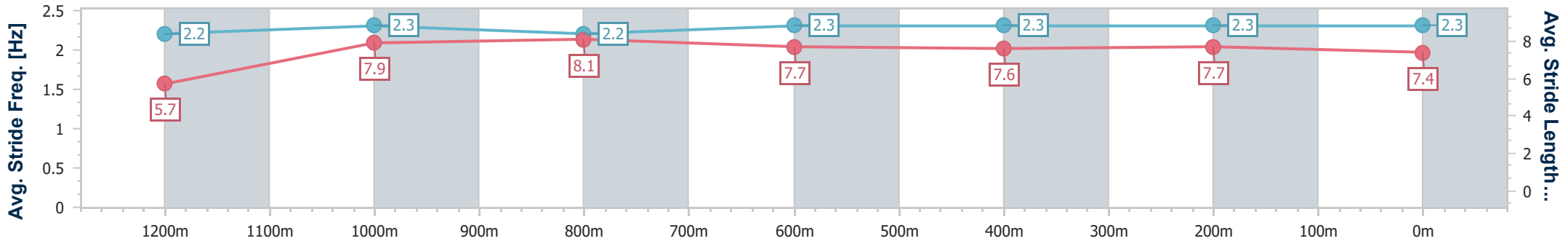
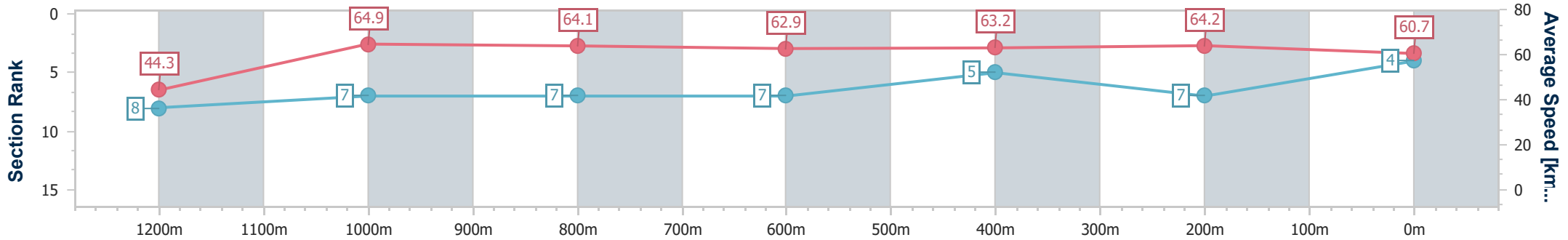


25 January 2023 - 17:24

Track Rating: Good 4, Weather: Fine, Rail Position: +8.5 metres Entire Course.

BRISBANE RACING CLUB

Section	Overall	1200m	1000m	800m	600m	400m	200m
Section Times	1:20.38 [4] (0:12.21)	1:08.17 [8] (0:11.09)	0:57.08 [7] (0:11.25)	0:45.83 [7] (0:11.45)	0:34.38 [7] (0:11.32)	0:23.06 [5] (0:11.20)	0:11.86 [7] (0:11.86)
Average Speed [km/h]	44.3	64.9	64.1	62.9	63.2	64.2	60.7
Top Speed [km/h]	64.2	66.0	65.6	63.6	64.1	66.3	64.4
Avg. Dist. to Rail [m]	4.9	0.5	0.3	0.3	0.9	0.7	0.2
Avg. Stride Freq. [Hz]	2.2	2.3	2.2	2.3	2.3	2.3	2.3
Avg. Stride Length [m]	5.7	7.9	8.1	7.7	7.6	7.7	7.4



- [] Ranking at each section and finish
- .-.- No data available at this section
- NA No data available



Horse/Jockey Name	Master Red
Final Rank	5
Fastest Section Time (Section)	0:10.99 (1200m)
Top Speed [km/h] (Section)	66.7 (1200m)
Race State	Finished



Doomben QLD Professional
Race 9: BRC MEMBERSHIP PLUS BENCHMARK 65 Handicap - 1350m

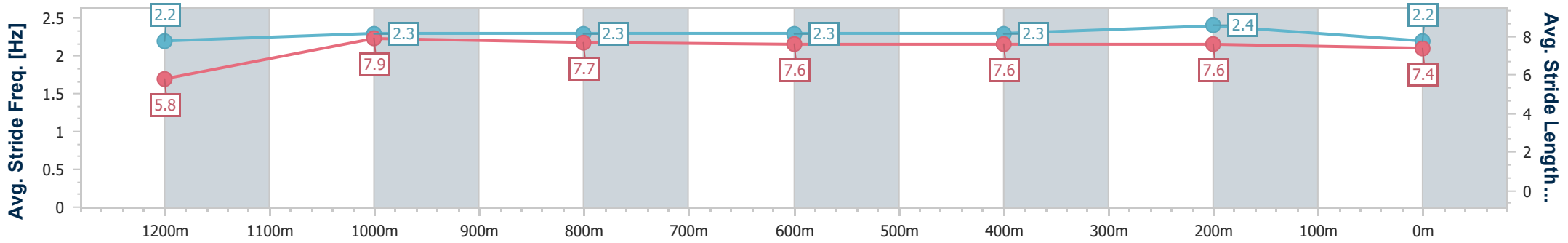
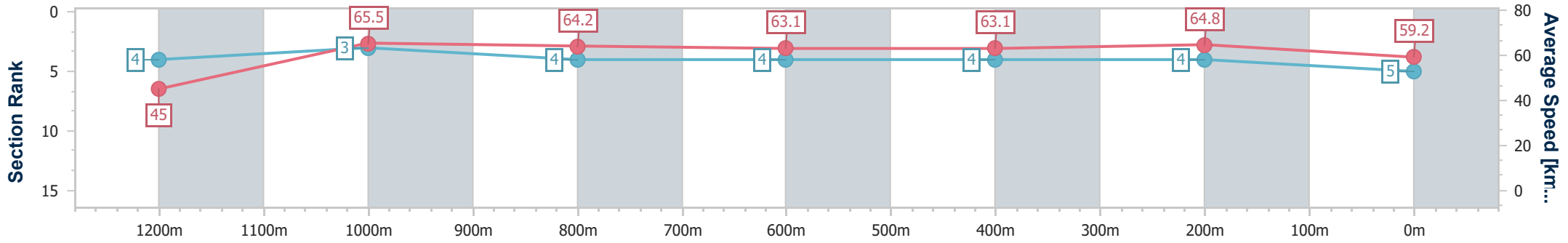


25 January 2023 - 17:24

Track Rating: Good 4, Weather: Fine, Rail Position: +8.5 metres
 Entire Course.

BRISBANE
 RACING CLUB

Section	Overall	1200m	1000m	800m	600m	400m	200m
Section Times	1:20.42 [5] (0:11.99)	1:08.43 [4] (0:10.99)	0:57.44 [3] (0:11.26)	0:46.18 [4] (0:11.50)	0:34.68 [4] (0:11.40)	0:23.28 [4] (0:11.11)	0:12.17 [4] (0:12.17)
Average Speed [km/h]	45.0	65.5	64.2	63.1	63.1	64.8	59.2
Top Speed [km/h]	65.2	66.7	65.5	63.9	64.1	65.4	64.4
Avg. Dist. to Rail [m]	8.4	2.7	1.9	1.1	0.4	0.9	2.1
Avg. Stride Freq. [Hz]	2.2	2.3	2.3	2.3	2.3	2.4	2.2
Avg. Stride Length [m]	5.8	7.9	7.7	7.6	7.6	7.6	7.4



- [] Ranking at each section and finish
- .-.- No data available at this section
- NA No data available



Horse/Jockey Name	Apple Tart
Final Rank	6
Fastest Section Time (Section)	0:10.88 (1200m)
Top Speed [km/h] (Section)	67.7 (1200m)
Race State	Finished



Doomben QLD Professional
Race 9: BRC MEMBERSHIP PLUS BENCHMARK 65 Handicap - 1350m

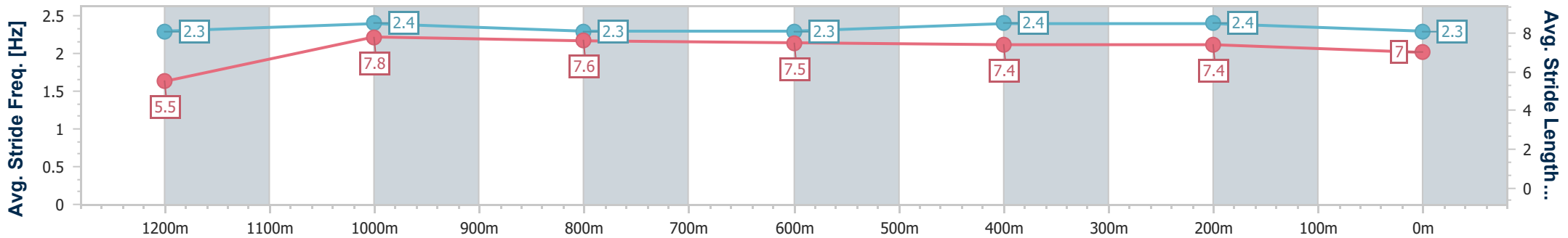
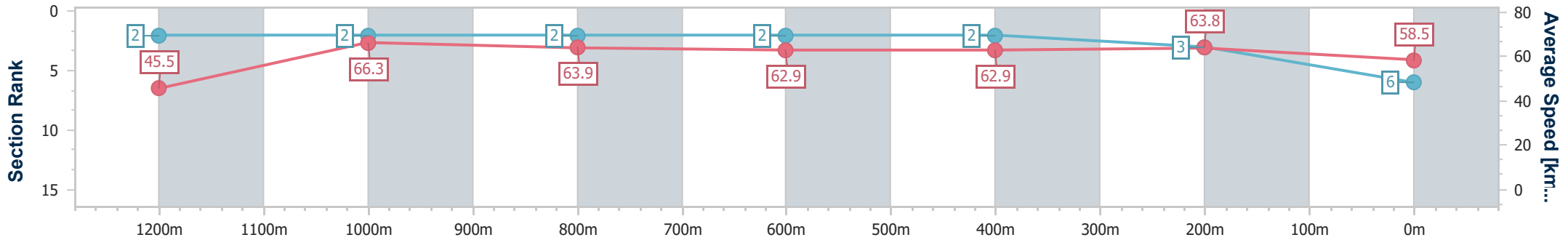


25 January 2023 - 17:24

Track Rating: Good 4, Weather: Fine, Rail Position: +8.5 metres Entire Course.

BRISBANE RACING CLUB

Section	Overall	1200m	1000m	800m	600m	400m	200m
Section Times	1:20.58 [6] (0:11.87)	1:08.71 [2] (0:10.88)	0:57.83 [2] (0:11.28)	0:46.55 [2] (0:11.51)	0:35.04 [2] (0:11.46)	0:23.58 [2] (0:11.30)	0:12.28 [3] (0:12.28)
Average Speed [km/h]	45.5	66.3	63.9	62.9	62.9	63.8	58.5
Top Speed [km/h]	66.8	67.7	66.9	63.8	64.0	65.6	63.5
Avg. Dist. to Rail [m]	6.4	2.4	1.5	0.8	0.3	0.3	1.1
Avg. Stride Freq. [Hz]	2.3	2.4	2.3	2.3	2.4	2.4	2.3
Avg. Stride Length [m]	5.5	7.8	7.6	7.5	7.4	7.4	7.0



- [] Ranking at each section and finish
- .-.- No data available at this section
- NA No data available



Horse/Jockey Name	Okalani
Final Rank	7
Fastest Section Time (Section)	0:11.16 (1200m)
Top Speed [km/h] (Section)	65.8 (400m)
Race State	Finished



Doomben QLD Professional
Race 9: BRC MEMBERSHIP PLUS BENCHMARK 65 Handicap - 1350m

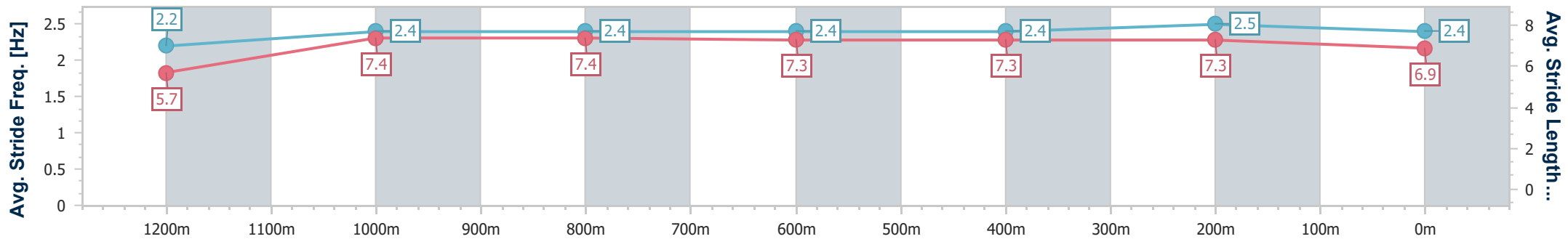
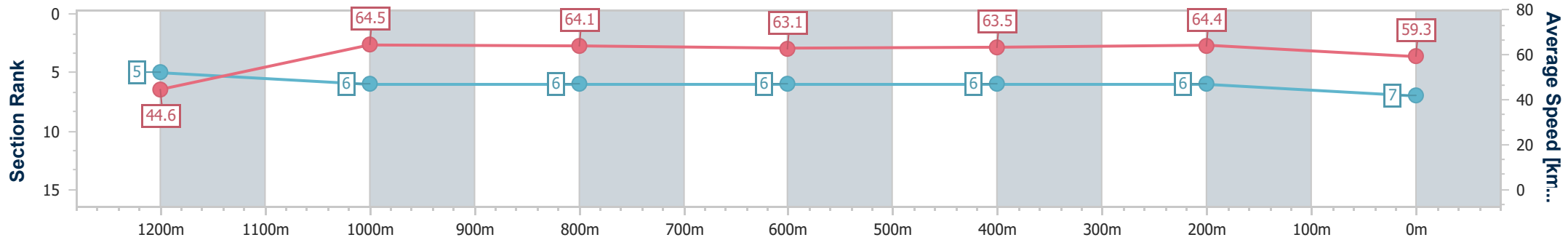


25 January 2023 - 17:24

Track Rating: Good 4, Weather: Fine, Rail Position: +8.5 metres
 Entire Course.

BRISBANE
 RACING CLUB

Section	Overall	1200m	1000m	800m	600m	400m	200m
Section Times	1:20.64 [7] (0:12.09)	1:08.55 [5] (0:11.16)	0:57.39 [6] (0:11.27)	0:46.12 [6] (0:11.46)	0:34.66 [6] (0:11.33)	0:23.33 [6] (0:11.17)	0:12.16 [6] (0:12.16)
Average Speed [km/h]	44.6	64.5	64.1	63.1	63.5	64.4	59.3
Top Speed [km/h]	63.5	65.1	65.4	64.4	64.8	65.8	62.9
Avg. Dist. to Rail [m]	5.0	1.6	1.4	0.8	0.4	2.1	4.5
Avg. Stride Freq. [Hz]	2.2	2.4	2.4	2.4	2.4	2.5	2.4
Avg. Stride Length [m]	5.7	7.4	7.4	7.3	7.3	7.3	6.9



- [] Ranking at each section and finish
- .-.- No data available at this section
- NA No data available



Horse/Jockey Name	Shagonarock
Final Rank	8
Fastest Section Time (Section)	0:11.04 (1200m)
Top Speed [km/h] (Section)	66.4 (1200m)
Race State	Finished



Doomben QLD Professional
Race 9: BRC MEMBERSHIP PLUS BENCHMARK 65 Handicap - 1350m

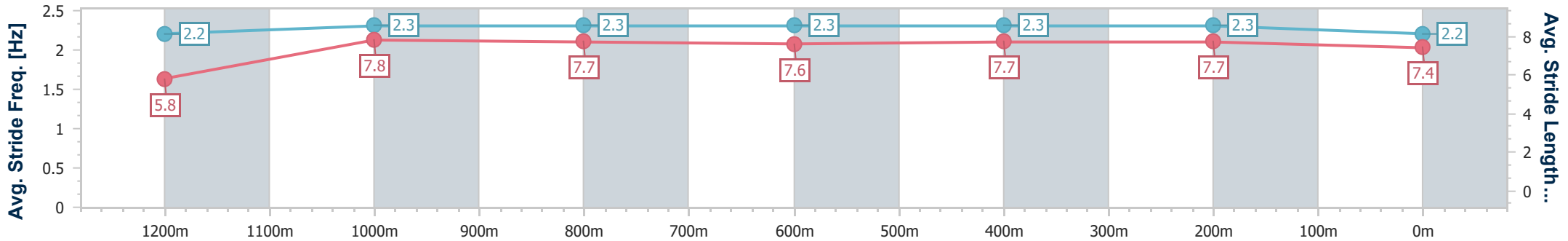
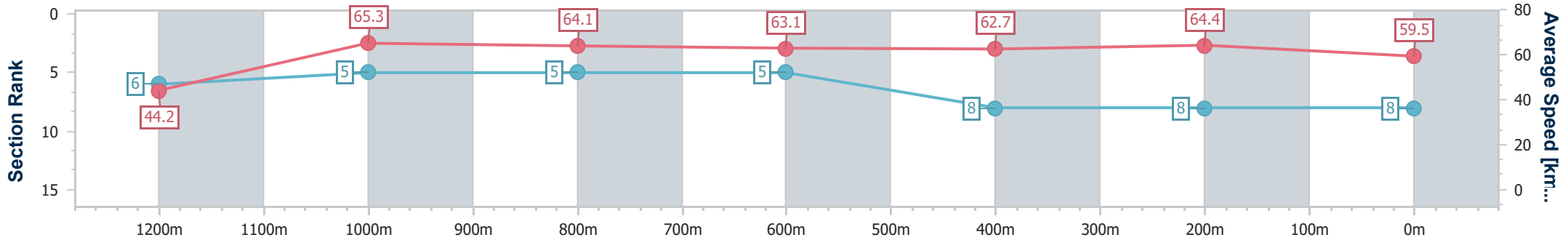


25 January 2023 - 17:24

Track Rating: Good 4, Weather: Fine, Rail Position: +8.5 metres
Entire Course.

BRISBANE RACING CLUB

Section	Overall	1200m	1000m	800m	600m	400m	200m
Section Times	1:20.87 [8] (0:12.20)	1:08.67 [6] (0:11.04)	0:57.63 [5] (0:11.26)	0:46.37 [5] (0:11.48)	0:34.89 [5] (0:11.59)	0:23.30 [8] (0:11.20)	0:12.10 [8] (0:12.10)
Average Speed [km/h]	44.2	65.3	64.1	63.1	62.7	64.4	59.5
Top Speed [km/h]	64.9	66.4	65.6	64.1	64.0	66.1	62.8
Avg. Dist. to Rail [m]	6.5	1.1	0.8	1.4	1.5	2.3	4.3
Avg. Stride Freq. [Hz]	2.2	2.3	2.3	2.3	2.3	2.3	2.2
Avg. Stride Length [m]	5.8	7.8	7.7	7.6	7.7	7.7	7.4



- [] Ranking at each section and finish
- .-.- No data available at this section
- NA No data available



Horse/Jockey Name	Rosato
Final Rank	9
Fastest Section Time (Section)	0:11.12 (400m)
Top Speed [km/h] (Section)	67.3 (1200m)
Race State	Finished



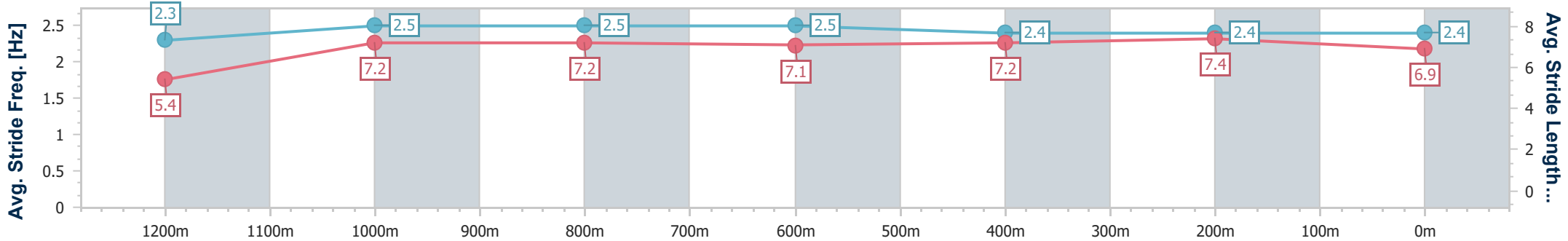
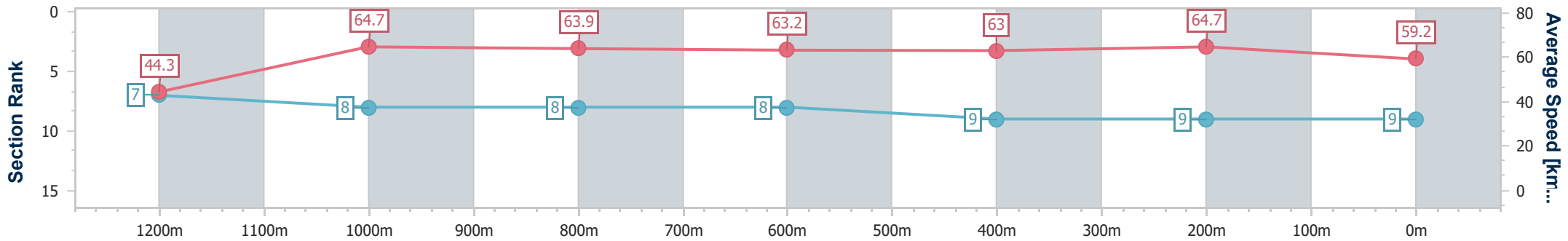
Doomben QLD Professional
Race 9: BRC MEMBERSHIP PLUS BENCHMARK 65 Handicap - 1350m



25 January 2023 - 17:24
 Track Rating: Good 4, Weather: Fine, Rail Position: +8.5 metres
 Entire Course.

BRISBANE
 RACING CLUB

Section	Overall	1200m	1000m	800m	600m	400m	200m
Section Times	1:20.90 [9] (0:12.19)	1:08.71 [7] (0:11.13)	0:57.58 [8] (0:11.29)	0:46.29 [8] (0:11.52)	0:34.77 [8] (0:11.49)	0:23.28 [9] (0:11.12)	0:12.16 [9] (0:12.16)
Average Speed [km/h]	44.3	64.7	63.9	63.2	63.0	64.7	59.2
Top Speed [km/h]	63.6	67.3	67.1	64.4	64.1	65.9	62.8
Avg. Dist. to Rail [m]	7.6	1.4	0.8	2.2	1.1	1.4	2.8
Avg. Stride Freq. [Hz]	2.3	2.5	2.5	2.5	2.4	2.4	2.4
Avg. Stride Length [m]	5.4	7.2	7.2	7.1	7.2	7.4	6.9



- [] Ranking at each section and finish
- .-.- No data available at this section
- NA No data available