



Sunshine Coast QLD Professional

Race 2: COASTLINE BMW XM BENCHMARK 85 Handicap - 2400m

28 January 2023 - 12:38



Track Rating: Good 4, Weather: Fine, Rail Position: True Entire Course

Section		Overall	2200m	2000m	1800m	1600m	1400m	1200m	Last 600m					
Field Times		2:31.01 (0:14.02)	2:16.99 (0:12.12)	2:04.87 (0:12.57)	1:52.30 (0:12.78)	1:39.52 (0:12.39)	1:27.13 (0:12.80)	1:14.33 (0:12.64)	0:36.49					
Rank	TAB	Horse/Jockey	Barrier	Top Speed [km/h]	Fastest Section								Distance Travelled [m]	
1	2	FIRST IN LINE Kyle Wilson-Taylor	2	63.0 400m	0:11.54 400m	2:31.01 [1] (0:14.25)	2:16.76 [3] (0:12.21)	2:04.55 [3] (0:12.57)	1:51.98 [4] (0:12.85)	1:39.13 [3] (0:12.56)	1:26.57 [3] (0:12.69)	1:13.88 [3] (0:12.71)	0:35.73	
2	1	GREEK HERO Ashley Morgan	9	62.6 400m	0:11.69 400m	2:31.21 [2] (0:14.17)	2:17.04 [2] (0:12.13)	2:04.91 [2] (0:12.63)	1:52.28 [3] (0:12.95)	1:39.33 [4] (0:12.72)	1:26.61 [4] (0:12.73)	1:13.88 [4] (0:12.86)	0:35.70	-4
3	3	HOSTAGE OF WAR Billie-Rose Andrew	4	62.3 Overall	0:12.12 2200m	2:31.89 [3] (0:14.02)	2:17.87 [1] (0:12.12)	2:05.75 [1] (0:12.57)	1:53.18 [1] (0:12.78)	1:40.40 [1] (0:12.39)	1:28.01 [1] (0:12.80)	1:15.21 [1] (0:12.64)	0:37.37	-2
4	4	TAPPY'S LAD Ben Thompson	5	61.1 600m	0:11.95 400m	2:32.40 [4] (0:14.53)	2:17.87 [5] (0:12.09)	2:05.78 [5] (0:12.78)	1:53.00 [5] (0:12.91)	1:40.09 [5] (0:12.65)	1:27.44 [5] (0:12.58)	1:14.86 [6] (0:12.83)	0:36.71	+3
5	5	A DEEL OF HUMOUR Jaden Lloyd	8	61.3 2200m	0:12.00 2200m	2:32.98 [5] (0:14.48)	2:18.50 [4] (0:12.00)	2:06.50 [4] (0:12.43)	1:54.07 [2] (0:12.83)	1:41.24 [2] (0:12.61)	1:28.63 [2] (0:12.70)	1:15.93 [2] (0:12.88)	0:37.46	-2
6	6	LETS TORQUE A DEEL Angela Jones	1	61.2 2200m	0:12.23 400m	2:33.00 [6] (0:14.57)	2:18.43 [6] (0:12.25)	2:06.18 [6] (0:12.78)	1:53.40 [6] (0:12.84)	1:40.56 [6] (0:12.56)	1:28.00 [6] (0:12.49)	1:15.51 [5] (0:12.84)	0:37.39	-9
7	7	CHAYSE 'N' NOAH Karl Zechner	7	60.9 Overall	0:12.10 2200m	2:33.08 [7] (0:14.79)	2:18.29 [7] (0:12.10)	2:06.19 [7] (0:12.84)	1:53.35 [7] (0:12.87)	1:40.48 [7] (0:12.76)	1:27.72 [7] (0:12.41)	1:15.31 [7] (0:12.93)	0:37.32	+2
8	8	SCILAGO Tegan Harrison	6	60.8 1400m	0:12.10 400m	2:33.16 [8] (0:15.02)	2:18.14 [8] (0:12.20)	2:05.94 [8] (0:12.88)	1:53.06 [8] (0:12.89)	1:40.17 [8] (0:12.74)	1:27.43 [8] (0:12.29)	1:15.14 [8] (0:13.12)	0:37.26	+2

Scratched: Winston Blue (#9)

[] Ranking at each section and finish
 -:-:- No data available at this section
 NA No data available

SCN Saddle cloth number
 DNF Did not finish
 DNT Did not track



Sunshine Coast QLD Professional

Race 2: COASTLINE BMW XM BENCHMARK 85 Handicap - 2400m

28 January 2023 - 12:38



Track Rating: Good 4, Weather: Fine, Rail Position: True Entire Course

Section				1000m	800m	600m	400m	200m	Last 600m				
Field Times				1:01.69 (0:12.63)	0:49.06 (0:12.57)	0:36.49 (0:12.33)	0:24.16 (0:12.13)	0:12.03 (0:12.03)	0:36.49				
Rank	TAB	Horse/Jockey	Barrier	Top Speed [km/h]	Fastest Section	Margin						Distance Travelled [m]	
1	2	FIRST IN LINE Kyle Wilson-Taylor	2	63.0 400m	0:11.54 400m	1:01.17 [2] (0:12.60)	0:48.57 [2] (0:12.84)	0:35.73 [2] (0:12.16)	0:23.57 [2] (0:11.54)	0:12.03 [1] (0:12.03)	2:31.01	0:35.73	
2	1	GREEK HERO Ashley Morgan	9	62.6 400m	0:11.69 400m	1:01.02 [4] (0:12.82)	0:48.20 [5] (0:12.50)	0:35.70 [3] (0:12.05)	0:23.65 [3] (0:11.69)	0:11.96 [3] (0:11.96)	1L	0:35.70	-4
3	3	HOSTAGE OF WAR Billie-Rose Andrew	4	62.3 Overall	0:12.12 2200m	1:02.57 [1] (0:12.63)	0:49.94 [1] (0:12.57)	0:37.37 [1] (0:12.33)	0:25.04 [1] (0:12.37)	0:12.67 [2] (0:12.67)	5L	0:37.37	-2
4	4	TAPPY'S LAD Ben Thompson	5	61.1 600m	0:11.95 400m	1:02.03 [6] (0:12.69)	0:49.34 [6] (0:12.63)	0:36.71 [7] (0:12.20)	0:24.51 [6] (0:11.95)	0:12.56 [4] (0:12.56)	7.8L	0:36.71	+3
5	5	A DEEL OF HUMOUR Jaden Lloyd	8	61.3 2200m	0:12.00 2200m	1:03.05 [3] (0:12.87)	0:50.18 [3] (0:12.72)	0:37.46 [4] (0:12.30)	0:25.16 [5] (0:12.24)	0:12.92 [6] (0:12.92)	11.1L	0:37.46	-2
6	6	LETS TORQUE A DEEL Angela Jones	1	61.2 2200m	0:12.23 400m	1:02.67 [5] (0:12.59)	0:50.08 [4] (0:12.69)	0:37.39 [5] (0:12.27)	0:25.12 [4] (0:12.23)	0:12.89 [5] (0:12.89)	11.2L	0:37.39	-9
7	7	CHAYSE 'N' NOAH Karl Zechner	7	60.9 Overall	0:12.10 2200m	1:02.38 [7] (0:12.48)	0:49.90 [7] (0:12.58)	0:37.32 [6] (0:12.37)	0:24.95 [7] (0:12.22)	0:12.73 [8] (0:12.73)	11.6L	0:37.32	+2
8	8	SCILAGO Tegan Harrison	6	60.8 1400m	0:12.10 400m	1:02.02 [8] (0:12.35)	0:49.67 [8] (0:12.41)	0:37.26 [8] (0:12.21)	0:25.05 [8] (0:12.10)	0:12.95 [7] (0:12.95)	12L	0:37.26	+2

Scratched: Winston Blue (#9)

[] Ranking at each section and finish
 -:-:- No data available at this section
 NA No data available

SCN Saddle cloth number
 DNF Did not finish
 DNT Did not track



Horse/Jockey Name	First In Line
Final Rank	1
Fastest Section Time (Section)	0:11.54 (400m)
Top Speed [km/h] (Section)	63.0 (400m)
Race State	Finished



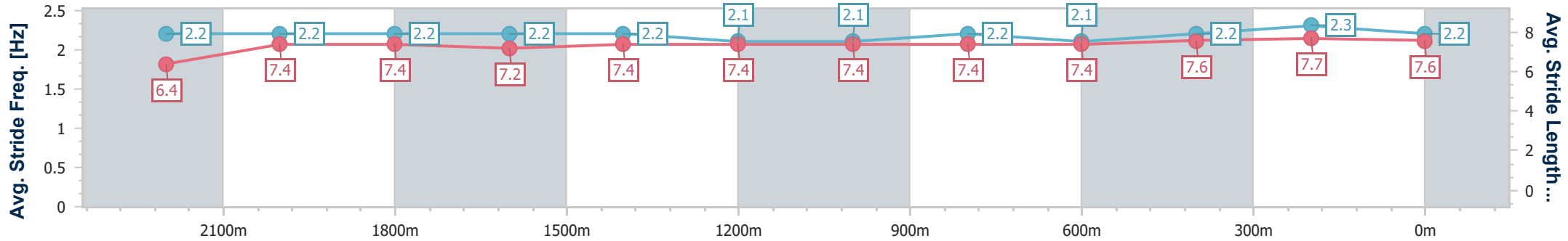
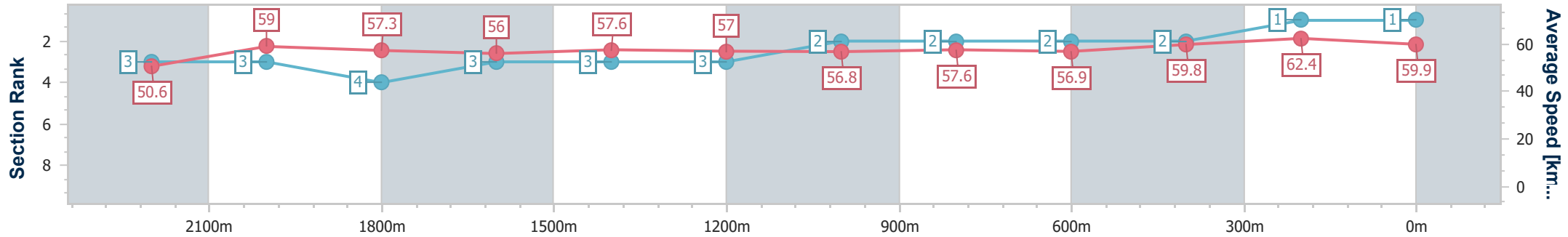
Sunshine Coast QLD Professional
 Race 2: COASTLINE BMW XM BENCHMARK 85 Handicap - 2400m



28 January 2023 - 12:38

Track Rating: Good 4, Weather: Fine, Rail Position: True Entire Course

Section	Overall	2200m	2000m	1800m	1600m	1400m	1200m	1000m	800m	600m	400m	200m
Section Times	2:31.01 [1] (0:14.25)	2:16.76 [3] (0:12.21)	2:04.55 [3] (0:12.57)	1:51.98 [4] (0:12.85)	1:39.13 [3] (0:12.56)	1:26.57 [3] (0:12.69)	1:13.88 [3] (0:12.71)	1:01.17 [2] (0:12.60)	0:48.57 [2] (0:12.84)	0:35.73 [2] (0:12.16)	0:23.57 [2] (0:11.54)	0:12.03 [1] (0:12.03)
Average Speed [km/h]	50.6	59.0	57.3	56.0	57.6	57.0	56.8	57.6	56.9	59.8	62.4	59.9
Top Speed [km/h]	60.7	61.3	58.8	56.8	60.1	59.7	59.3	59.6	57.9	61.4	63.0	62.4
Avg. Dist. to Rail [m]	3.8	0.8	0.2	0.2	1.4	2.1	2.2	2.9	2.6	1.7	3.8	5.5
Avg. Stride Freq. [Hz]	2.2	2.2	2.2	2.2	2.2	2.1	2.1	2.2	2.1	2.2	2.3	2.2
Avg. Stride Length [m]	6.4	7.4	7.4	7.2	7.4	7.4	7.4	7.4	7.4	7.6	7.7	7.6



- [] Ranking at each section and finish
- .-.- No data available at this section
- NA No data available



Horse/Jockey Name	Greek Hero
Final Rank	2
Fastest Section Time (Section)	0:11.69 (400m)
Top Speed [km/h] (Section)	62.6 (400m)
Race State	Finished



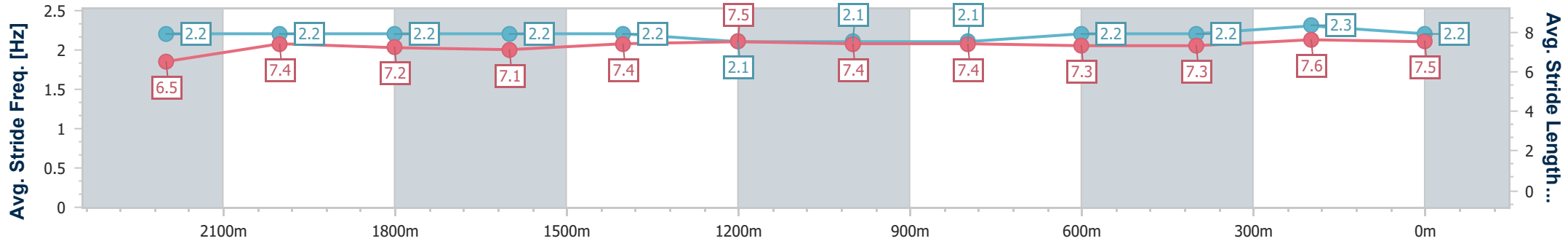
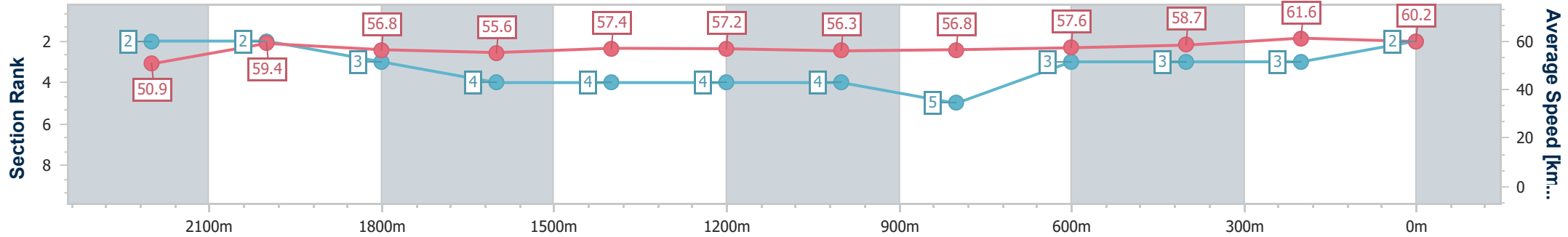
Sunshine Coast QLD Professional
Race 2: COASTLINE BMW XM BENCHMARK 85 Handicap - 2400m



28 January 2023 - 12:38

Track Rating: Good 4, Weather: Fine, Rail Position: True Entire Course

Section	Overall	2200m	2000m	1800m	1600m	1400m	1200m	1000m	800m	600m	400m	200m
Section Times	2:31.21 [2] (0:14.17)	2:17.04 [2] (0:12.13)	2:04.91 [2] (0:12.63)	1:52.28 [3] (0:12.95)	1:39.33 [4] (0:12.72)	1:26.61 [4] (0:12.73)	1:13.88 [4] (0:12.86)	1:01.02 [4] (0:12.82)	0:48.20 [5] (0:12.50)	0:35.70 [3] (0:12.05)	0:23.65 [3] (0:11.69)	0:11.96 [3] (0:11.96)
Average Speed [km/h]	50.9	59.4	56.8	55.6	57.4	57.2	56.3	56.8	57.6	58.7	61.6	60.2
Top Speed [km/h]	61.9	62.2	57.6	56.6	59.8	59.6	57.8	58.0	58.8	59.7	62.6	62.5
Avg. Dist. to Rail [m]	7.5	1.1	1.2	0.8	3.9	5.5	4.5	4.9	1.7	2.8	1.6	3.8
Avg. Stride Freq. [Hz]	2.2	2.2	2.2	2.2	2.2	2.1	2.1	2.1	2.2	2.2	2.3	2.2
Avg. Stride Length [m]	6.5	7.4	7.2	7.1	7.4	7.5	7.4	7.4	7.3	7.3	7.6	7.5



- [] Ranking at each section and finish
- .-.- No data available at this section
- NA No data available



Horse/Jockey Name	Hostage Of War
Final Rank	3
Fastest Section Time (Section)	0:12.12 (2200m)
Top Speed [km/h] (Section)	62.3 (Overall)
Race State	Finished



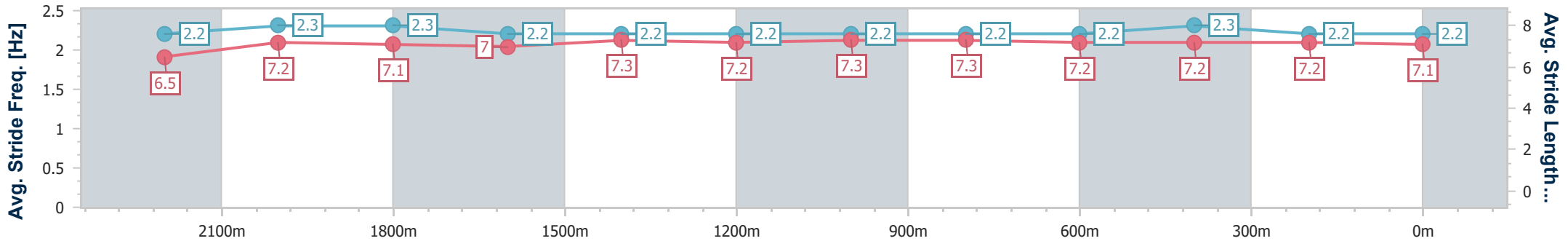
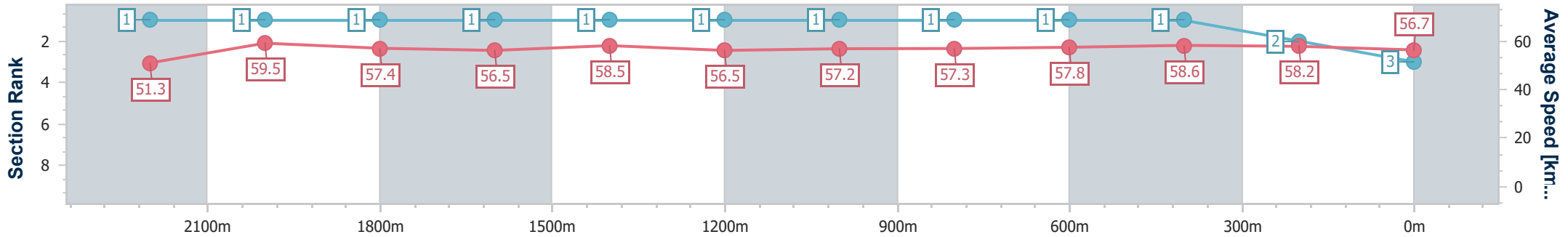
Sunshine Coast QLD Professional
Race 2: COASTLINE BMW XM BENCHMARK 85 Handicap - 2400m



28 January 2023 - 12:38

Track Rating: Good 4, Weather: Fine, Rail Position: True Entire Course

Section	Overall	2200m	2000m	1800m	1600m	1400m	1200m	1000m	800m	600m	400m	200m
Section Times	2:31.89 [3] (0:14.02)	2:17.87 [1] (0:12.12)	2:05.75 [1] (0:12.57)	1:53.18 [1] (0:12.78)	1:40.40 [1] (0:12.39)	1:28.01 [1] (0:12.80)	1:15.21 [1] (0:12.64)	1:02.57 [1] (0:12.63)	0:49.94 [1] (0:12.57)	0:37.37 [1] (0:12.33)	0:25.04 [1] (0:12.37)	0:12.67 [2] (0:12.67)
Average Speed [km/h]	51.3	59.5	57.4	56.5	58.5	56.5	57.2	57.3	57.8	58.6	58.2	56.7
Top Speed [km/h]	62.3	61.7	58.8	57.6	59.7	58.8	57.5	59.1	59.1	59.0	58.8	58.1
Avg. Dist. to Rail [m]	6.1	1.5	0.3	0.8	2.2	2.5	2.4	2.3	1.5	0.4	0.2	0.2
Avg. Stride Freq. [Hz]	2.2	2.3	2.3	2.2	2.2	2.2	2.2	2.2	2.2	2.3	2.2	2.2
Avg. Stride Length [m]	6.5	7.2	7.1	7.0	7.3	7.2	7.3	7.3	7.2	7.2	7.2	7.1



- [] Ranking at each section and finish
- .-.- No data available at this section
- NA No data available



Horse/Jockey Name	Tappy's Lad
Final Rank	4
Fastest Section Time (Section)	0:11.95 (400m)
Top Speed [km/h] (Section)	61.1 (600m)
Race State	Finished



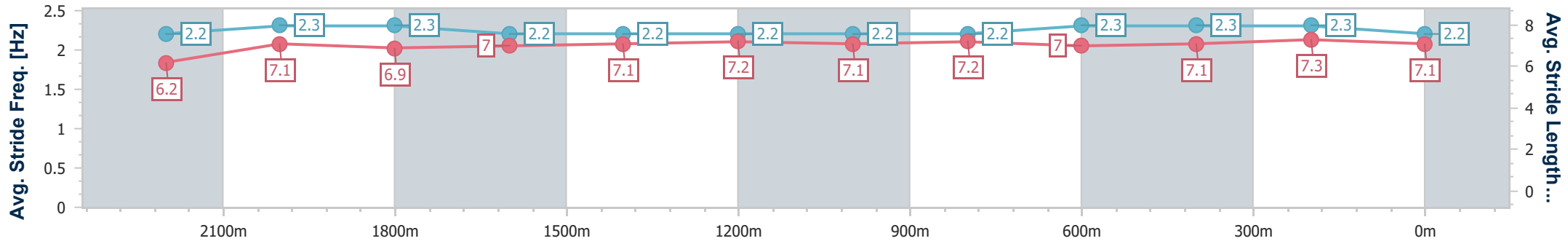
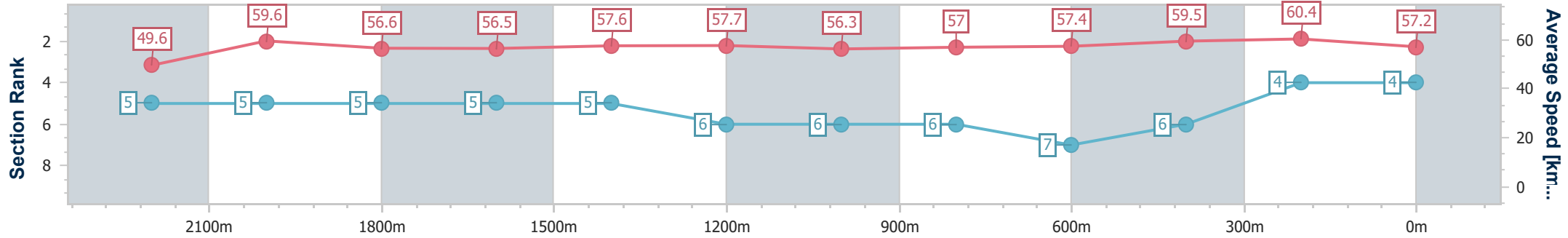
Sunshine Coast QLD Professional
 Race 2: COASTLINE BMW XM BENCHMARK 85 Handicap - 2400m



28 January 2023 - 12:38

Track Rating: Good 4, Weather: Fine, Rail Position: True Entire Course

Section	Overall	2200m	2000m	1800m	1600m	1400m	1200m	1000m	800m	600m	400m	200m
Section Times	2:32.40 [4] (0:14.53)	2:17.87 [5] (0:12.09)	2:05.78 [5] (0:12.78)	1:53.00 [5] (0:12.91)	1:40.09 [5] (0:12.65)	1:27.44 [5] (0:12.58)	1:14.86 [6] (0:12.83)	1:02.03 [6] (0:12.69)	0:49.34 [6] (0:12.63)	0:36.71 [7] (0:12.20)	0:24.51 [6] (0:11.95)	0:12.56 [4] (0:12.56)
Average Speed [km/h]	49.6	59.6	56.6	56.5	57.6	57.7	56.3	57.0	57.4	59.5	60.4	57.2
Top Speed [km/h]	60.8	61.0	57.4	57.5	59.4	59.5	58.7	58.2	58.9	61.1	60.7	59.6
Avg. Dist. to Rail [m]	5.7	1.9	2.0	2.0	3.3	3.5	3.1	2.6	1.1	1.4	5.4	7.8
Avg. Stride Freq. [Hz]	2.2	2.3	2.3	2.2	2.2	2.2	2.2	2.2	2.3	2.3	2.3	2.2
Avg. Stride Length [m]	6.2	7.1	6.9	7.0	7.1	7.2	7.1	7.2	7.0	7.1	7.3	7.1



- [] Ranking at each section and finish
- .-.- No data available at this section
- NA No data available



Horse/Jockey Name	A Deel Of Humour
Final Rank	5
Fastest Section Time (Section)	0:12.00 (2200m)
Top Speed [km/h] (Section)	61.3 (2200m)
Race State	Finished



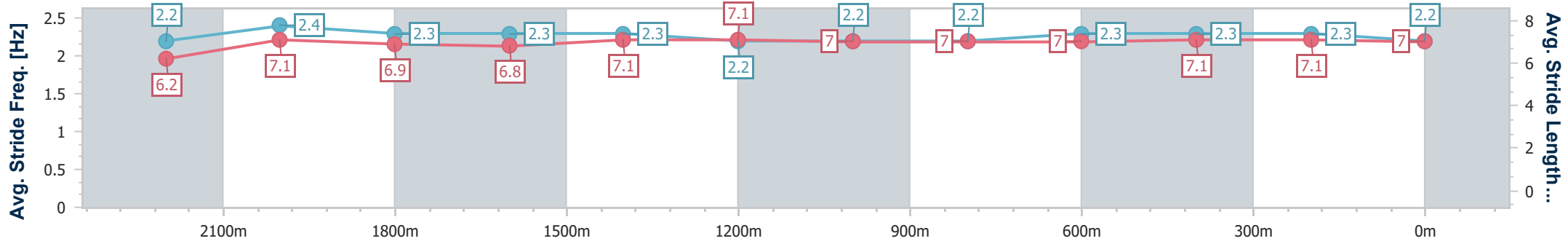
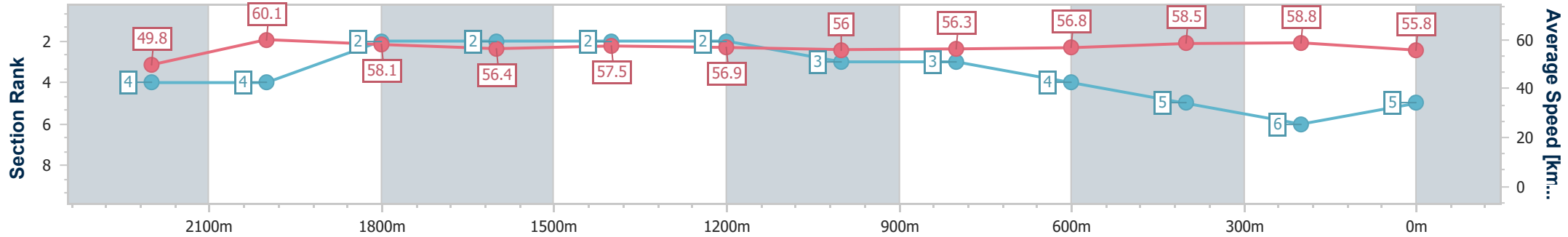
Sunshine Coast QLD Professional
Race 2: COASTLINE BMW XM BENCHMARK 85 Handicap - 2400m



28 January 2023 - 12:38

Track Rating: Good 4, Weather: Fine, Rail Position: True Entire Course

Section	Overall	2200m	2000m	1800m	1600m	1400m	1200m	1000m	800m	600m	400m	200m
Section Times	2:32.98 [5] (0:14.48)	2:18.50 [4] (0:12.00)	2:06.50 [4] (0:12.43)	1:54.07 [2] (0:12.83)	1:41.24 [2] (0:12.61)	1:28.63 [2] (0:12.70)	1:15.93 [2] (0:12.88)	1:03.05 [3] (0:12.87)	0:50.18 [3] (0:12.72)	0:37.46 [4] (0:12.30)	0:25.16 [5] (0:12.24)	0:12.92 [6] (0:12.92)
Average Speed [km/h]	49.8	60.1	58.1	56.4	57.5	56.9	56.0	56.3	56.8	58.5	58.8	55.8
Top Speed [km/h]	60.7	61.3	59.6	58.4	59.1	59.6	57.1	57.7	57.8	59.7	59.8	58.6
Avg. Dist. to Rail [m]	6.6	1.9	1.6	0.8	2.1	2.3	2.5	3.2	0.8	0.2	2.5	4.2
Avg. Stride Freq. [Hz]	2.2	2.4	2.3	2.3	2.3	2.2	2.2	2.2	2.3	2.3	2.3	2.2
Avg. Stride Length [m]	6.2	7.1	6.9	6.8	7.1	7.1	7.0	7.0	7.0	7.1	7.1	7.0



- [] Ranking at each section and finish
- .-.- No data available at this section
- NA No data available



Horse/Jockey Name	Lets Torque A Deel
Final Rank	6
Fastest Section Time (Section)	0:12.23 (400m)
Top Speed [km/h] (Section)	61.2 (2200m)
Race State	Finished



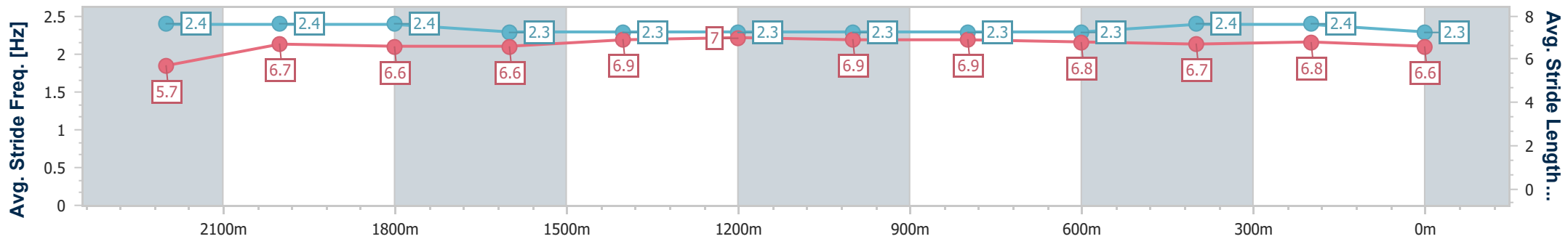
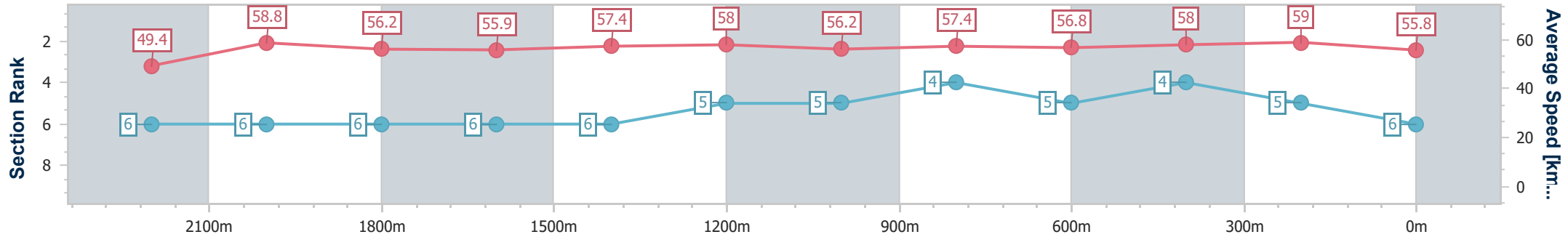
Sunshine Coast QLD Professional
 Race 2: COASTLINE BMW XM BENCHMARK 85 Handicap - 2400m



28 January 2023 - 12:38

Track Rating: Good 4, Weather: Fine, Rail Position: True Entire Course

Section	Overall	2200m	2000m	1800m	1600m	1400m	1200m	1000m	800m	600m	400m	200m
Section Times	2:33.00 [6] (0:14.57)	2:18.43 [6] (0:12.25)	2:06.18 [6] (0:12.78)	1:53.40 [6] (0:12.84)	1:40.56 [6] (0:12.56)	1:28.00 [6] (0:12.49)	1:15.51 [5] (0:12.84)	1:02.67 [5] (0:12.59)	0:50.08 [4] (0:12.69)	0:37.39 [5] (0:12.27)	0:25.12 [4] (0:12.23)	0:12.89 [5] (0:12.89)
Average Speed [km/h]	49.4	58.8	56.2	55.9	57.4	58.0	56.2	57.4	56.8	58.0	59.0	55.8
Top Speed [km/h]	61.1	61.2	58.3	57.9	60.0	61.2	58.7	58.6	58.3	61.0	60.2	58.2
Avg. Dist. to Rail [m]	1.7	0.4	0.5	0.6	1.4	2.3	2.1	2.2	0.6	1.7	1.1	2.6
Avg. Stride Freq. [Hz]	2.4	2.4	2.4	2.3	2.3	2.3	2.3	2.3	2.3	2.4	2.4	2.3
Avg. Stride Length [m]	5.7	6.7	6.6	6.6	6.9	7.0	6.9	6.9	6.8	6.7	6.8	6.6



- [] Ranking at each section and finish
- .-.- No data available at this section
- NA No data available



Horse/Jockey Name	Chayse 'N' Noah
Final Rank	7
Fastest Section Time (Section)	0:12.10 (2200m)
Top Speed [km/h] (Section)	60.9 (Overall)
Race State	Finished



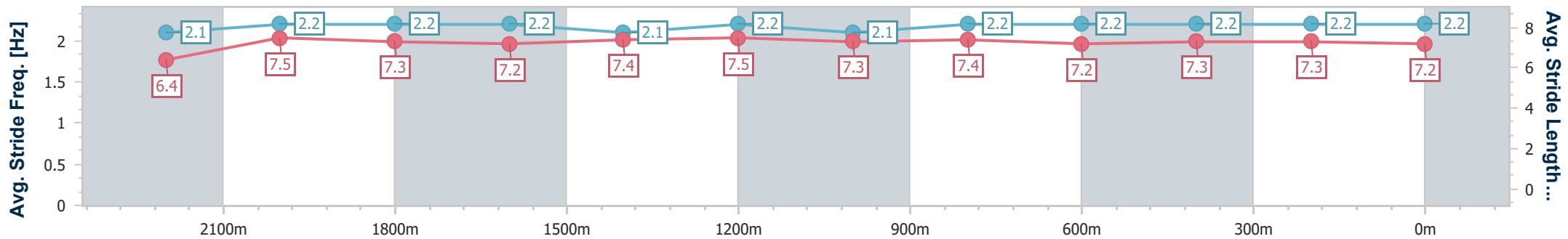
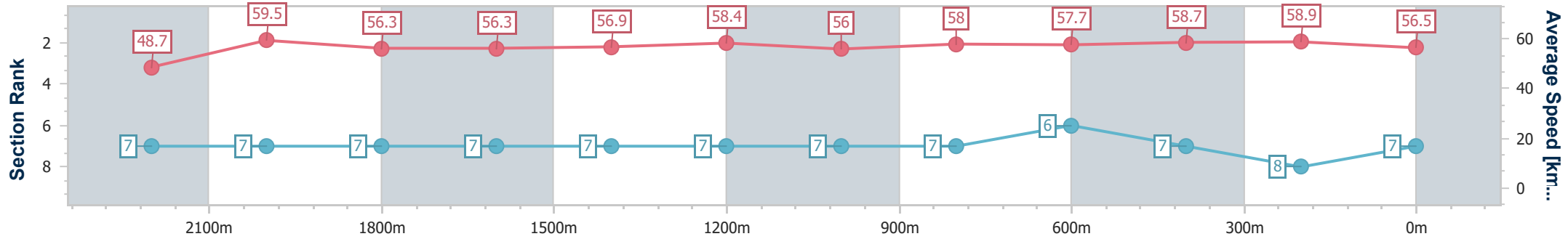
Sunshine Coast QLD Professional
 Race 2: COASTLINE BMW XM BENCHMARK 85 Handicap - 2400m



28 January 2023 - 12:38

Track Rating: Good 4, Weather: Fine, Rail Position: True Entire Course

Section	Overall	2200m	2000m	1800m	1600m	1400m	1200m	1000m	800m	600m	400m	200m
Section Times	2:33.08 [7] (0:14.79)	2:18.29 [7] (0:12.10)	2:06.19 [7] (0:12.84)	1:53.35 [7] (0:12.87)	1:40.48 [7] (0:12.76)	1:27.72 [7] (0:12.41)	1:15.31 [7] (0:12.93)	1:02.38 [7] (0:12.48)	0:49.90 [7] (0:12.58)	0:37.32 [6] (0:12.37)	0:24.95 [7] (0:12.22)	0:12.73 [8] (0:12.73)
Average Speed [km/h]	48.7	59.5	56.3	56.3	56.9	58.4	56.0	58.0	57.7	58.7	58.9	56.5
Top Speed [km/h]	60.9	60.7	57.2	57.2	59.2	60.4	58.5	58.7	59.2	59.6	59.8	58.6
Avg. Dist. to Rail [m]	6.6	1.8	1.3	1.2	2.7	3.3	3.3	3.1	1.8	1.1	2.0	0.4
Avg. Stride Freq. [Hz]	2.1	2.2	2.2	2.2	2.1	2.2	2.1	2.2	2.2	2.2	2.2	2.2
Avg. Stride Length [m]	6.4	7.5	7.3	7.2	7.4	7.5	7.3	7.4	7.2	7.3	7.3	7.2



- [] Ranking at each section and finish
- .-.- No data available at this section
- NA No data available



Horse/Jockey Name	Scilago
Final Rank	8
Fastest Section Time (Section)	0:12.10 (400m)
Top Speed [km/h] (Section)	60.8 (1400m)
Race State	Finished



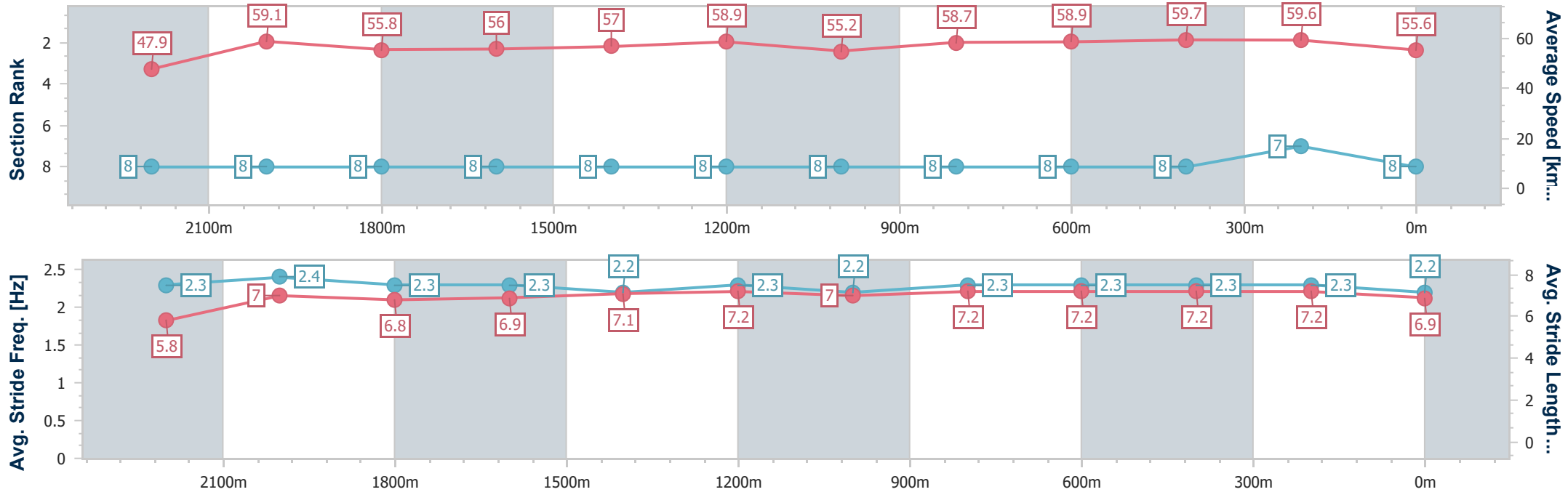
Sunshine Coast QLD Professional
 Race 2: COASTLINE BMW XM BENCHMARK 85 Handicap - 2400m



28 January 2023 - 12:38

Track Rating: Good 4, Weather: Fine, Rail Position: True Entire Course

Section	Overall	2200m	2000m	1800m	1600m	1400m	1200m	1000m	800m	600m	400m	200m
Section Times	2:33.16 [8] (0:15.02)	2:18.14 [8] (0:12.20)	2:05.94 [8] (0:12.88)	1:53.06 [8] (0:12.89)	1:40.17 [8] (0:12.74)	1:27.43 [8] (0:12.29)	1:15.14 [8] (0:13.12)	1:02.02 [8] (0:12.35)	0:49.67 [8] (0:12.41)	0:37.26 [8] (0:12.21)	0:25.05 [8] (0:12.10)	0:12.95 [7] (0:12.95)
Average Speed [km/h]	47.9	59.1	55.8	56.0	57.0	58.9	55.2	58.7	58.9	59.7	59.6	55.6
Top Speed [km/h]	59.8	59.8	56.8	57.1	58.0	60.8	58.1	59.8	60.0	60.5	60.5	58.3
Avg. Dist. to Rail [m]	5.0	0.4	0.3	0.6	2.4	2.6	3.7	3.6	2.7	2.1	4.0	5.3
Avg. Stride Freq. [Hz]	2.3	2.4	2.3	2.3	2.2	2.3	2.2	2.3	2.3	2.3	2.3	2.2
Avg. Stride Length [m]	5.8	7.0	6.8	6.9	7.1	7.2	7.0	7.2	7.2	7.2	7.2	6.9



- [] Ranking at each section and finish
- .-.- No data available at this section
- NA No data available