



Sunshine Coast QLD Professional
Race 5: COASTLINE BMW 2 SERIES COUPÉ QTIS Three-Year-Old
BENCHMARK 72 Handicap - 1000m
28 January 2023 - 14:32



Track Rating: Good 4, Weather: Fine, Rail Position: True

| Section | | Overall | 800m | 600m | 400m | 200m | Last 600m | | | | | |
|-------------|---|----------------------|----------------------|----------------------|--------------------------|--------------------------|--------------------------|--------------------------|--------------------------|------------------------|---------|----|
| Field Times | | 0:57.02 (0:12.98) | 0:44.04 (0:10.53) | 0:33.51 (0:10.80) | 0:22.71 (0:11.08) | 0:11.63 (0:11.63) | 0:33.51 | | | | | |
| Rank | TAB Horse/Jockey | Barrier | Top Speed [km/h] | Fastest Section | Margin | | | | | Distance Travelled [m] | | |
| 1 | 2 HARD TO SAY Ashley Morgan | 8 | 69.9 | 0:10.58 | 0:57.02 [1] (0:13.60) | 0:43.42 [7] (0:10.58) | 0:32.84 [6] (0:10.82) | 0:22.02 [6] (0:10.71) | 0:11.31 [3] (0:11.31) | 0:57.02 | 0:32.84 | |
| 2 | 6 ALERT STATE Tegan Harrison | 2 | 69.1 | 0:10.56 | 0:57.58 [2] (0:13.51) | 0:44.07 [6] (0:10.60) | 0:33.47 [7] (0:10.56) | 0:22.91 [5] (0:10.97) | 0:11.94 [4] (0:11.94) | 3.3L | 0:33.47 | -7 |
| 3 | 1 STEADY READY Angela Jones | 6 | 70.7 | 0:10.50 | 0:57.60 [3] (0:13.05) | 0:44.55 [2] (0:10.50) | 0:34.05 [1] (0:10.76) | 0:23.29 [1] (0:11.08) | 0:12.21 [1] (0:12.21) | 3.4L | 0:34.05 | -1 |
| 4 | 4 SPOOKY SPIRIT Larry Cassidy | 5 | 68.9 | 0:10.72 | 0:58.00 [4] (0:13.35) | 0:44.65 [5] (0:10.72) | 0:33.93 [5] (0:10.83) | 0:23.10 [7] (0:10.90) | 0:12.20 [6] (0:12.20) | 5.7L | 0:33.93 | -2 |
| 5 | 5 MOUETTE Michael Cahill | 1 | 70.6 | 0:10.53 | 0:58.29 [5] (0:12.98) | 0:45.31 [1] (0:10.53) | 0:34.78 [2] (0:11.00) | 0:23.78 [2] (0:11.05) | 0:12.73 [2] (0:12.73) | 7.2L | 0:34.78 | -2 |
| 6 | 3 AL PAL'S GAL Nathan Evans | 9 | 70.3 | 0:10.64 | 0:58.53 [6] (0:13.17) | 0:45.36 [3] (0:10.64) | 0:34.72 [3] (0:10.81) | 0:23.91 [3] (0:11.17) | 0:12.74 [5] (0:12.74) | 8.5L | 0:34.72 | +1 |
| 7 | 7 EXTREME BELIEF Ben Thompson | 3 | 70.7 | 0:10.55 | 1:00.34 [7] (0:13.20) | 0:47.14 [4] (0:10.55) | 0:36.59 [4] (0:10.84) | 0:25.75 [4] (0:11.68) | 0:14.07 [7] (0:14.07) | 19L | 0:36.59 | -4 |

Scratched: Chikara (#8), Rustic Boom (#9)

[] Ranking at each section and finish
 -:-:- No data available at this section
 NA No data available

SCN Saddle cloth number
 DNF Did not finish
 DNT Did not track



| | |
|--------------------------------|----------------|
| Horse/Jockey Name | Hard To Say |
| Final Rank | 1 |
| Fastest Section Time (Section) | 0:10.58 (800m) |
| Top Speed [km/h] (Section) | 69.9 (Overall) |
| Race State | Finished |



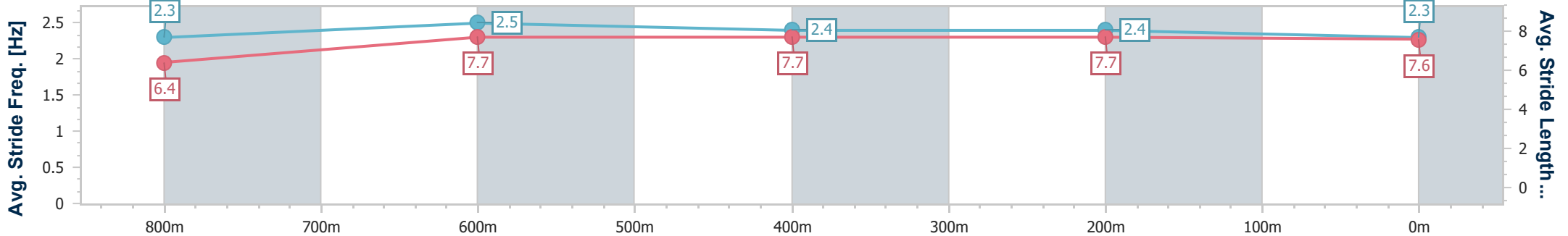
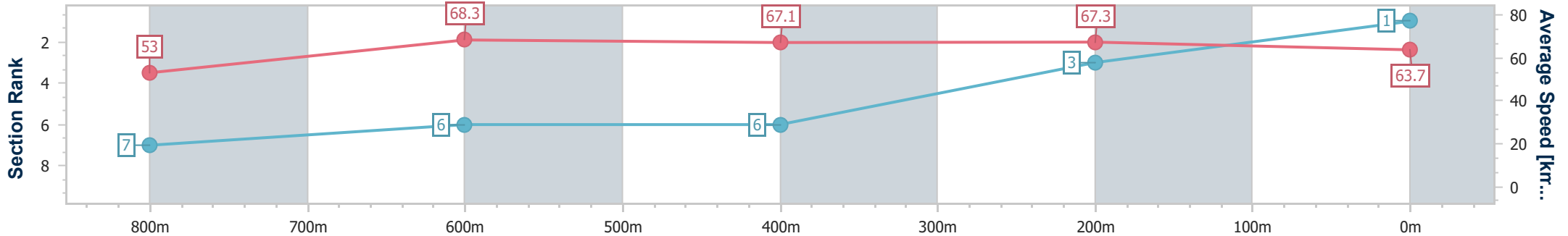
Sunshine Coast QLD Professional
 Race 5: COASTLINE BMW 2 SERIES COUPÉ QTIS Three-Year-Old BENCHMARK 72 Handicap - 1000m



28 January 2023 - 14:32

Track Rating: Good 4, Weather: Fine, Rail Position: True

| Section | Overall | 800m | 600m | 400m | 200m |
|------------------------|--------------------------|--------------------------|--------------------------|--------------------------|--------------------------|
| Section Times | 0:57.02 [1] (0:13.60) | 0:43.42 [7] (0:10.58) | 0:32.84 [6] (0:10.82) | 0:22.02 [6] (0:10.71) | 0:11.31 [3] (0:11.31) |
| Average Speed [km/h] | 53.0 | 68.3 | 67.1 | 67.3 | 63.7 |
| Top Speed [km/h] | 69.9 | 69.7 | 68.0 | 68.1 | 66.8 |
| Avg. Dist. to Rail [m] | 5.7 | 1.6 | 1.5 | 7.6 | 9.2 |
| Avg. Stride Freq. [Hz] | 2.3 | 2.5 | 2.4 | 2.4 | 2.3 |
| Avg. Stride Length [m] | 6.4 | 7.7 | 7.7 | 7.7 | 7.6 |



- [] Ranking at each section and finish
- .-.- No data available at this section
- NA No data available



| | |
|--------------------------------|----------------|
| Horse/Jockey Name | Alert State |
| Final Rank | 2 |
| Fastest Section Time (Section) | 0:10.56 (600m) |
| Top Speed [km/h] (Section) | 69.1 (800m) |
| Race State | Finished |



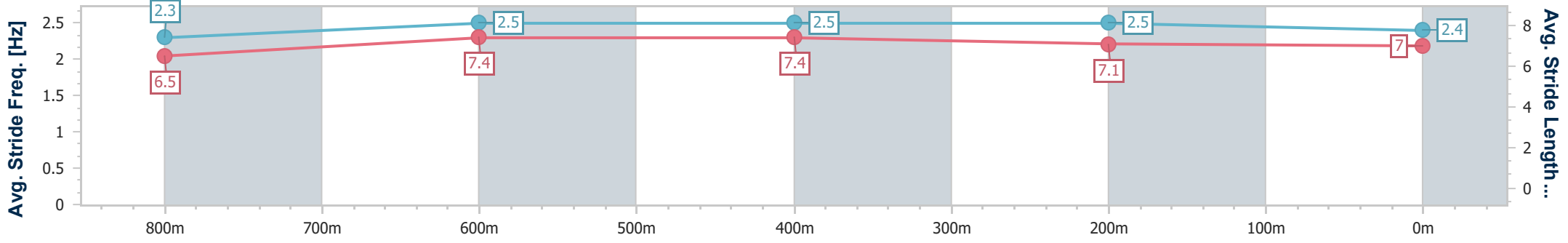
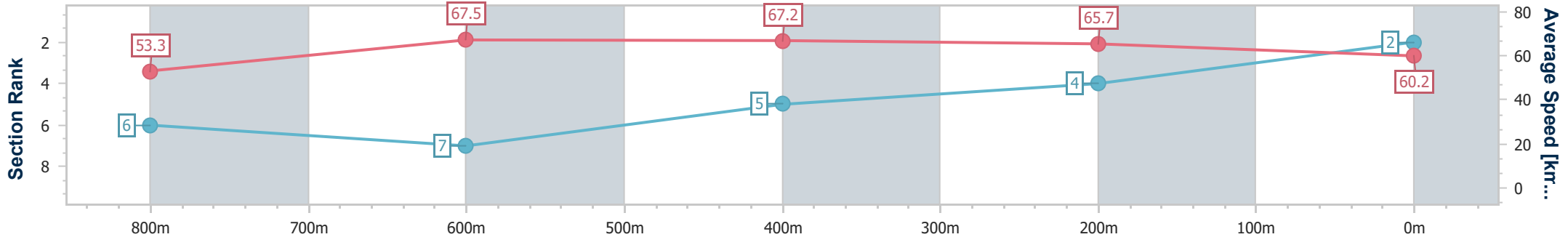
Sunshine Coast QLD Professional
 Race 5: COASTLINE BMW 2 SERIES COUPÉ QTIS Three-Year-Old BENCHMARK 72 Handicap - 1000m



28 January 2023 - 14:32

Track Rating: Good 4, Weather: Fine, Rail Position: True

| Section | Overall | 800m | 600m | 400m | 200m |
|------------------------|--------------------------|--------------------------|--------------------------|--------------------------|--------------------------|
| Section Times | 0:57.58 [2] (0:13.51) | 0:44.07 [6] (0:10.60) | 0:33.47 [7] (0:10.56) | 0:22.91 [5] (0:10.97) | 0:11.94 [4] (0:11.94) |
| Average Speed [km/h] | 53.3 | 67.5 | 67.2 | 65.7 | 60.2 |
| Top Speed [km/h] | 68.5 | 69.1 | 67.8 | 67.8 | 64.8 |
| Avg. Dist. to Rail [m] | 2.3 | 1.4 | 2.3 | 2.9 | 5.4 |
| Avg. Stride Freq. [Hz] | 2.3 | 2.5 | 2.5 | 2.5 | 2.4 |
| Avg. Stride Length [m] | 6.5 | 7.4 | 7.4 | 7.1 | 7.0 |



- [] Ranking at each section and finish
- .-.- No data available at this section
- NA No data available



| | |
|--------------------------------|----------------|
| Horse/Jockey Name | Steady Ready |
| Final Rank | 3 |
| Fastest Section Time (Section) | 0:10.50 (800m) |
| Top Speed [km/h] (Section) | 70.7 (Overall) |
| Race State | Finished |



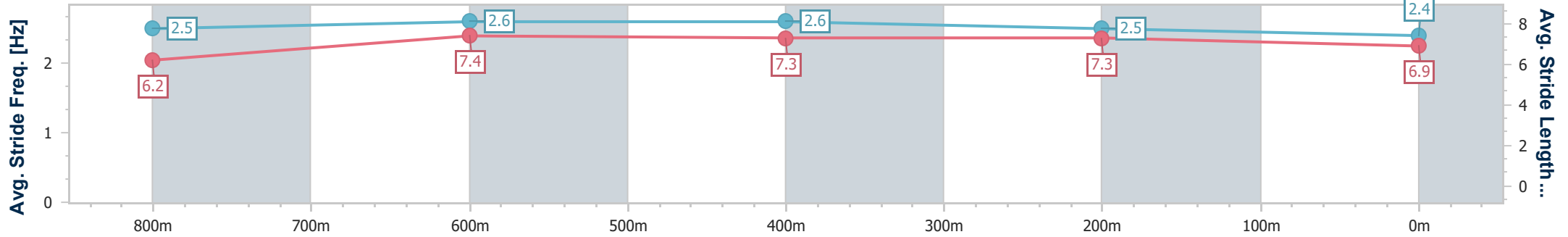
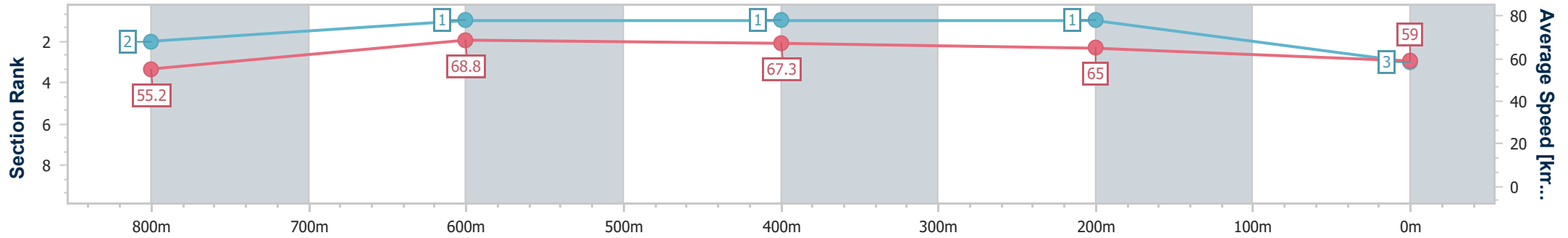
Sunshine Coast QLD Professional
 Race 5: COASTLINE BMW 2 SERIES COUPÉ QTIS Three-Year-Old BENCHMARK 72 Handicap - 1000m



28 January 2023 - 14:32

Track Rating: Good 4, Weather: Fine, Rail Position: True

| Section | Overall | 800m | 600m | 400m | 200m |
|------------------------|--------------------------|--------------------------|--------------------------|--------------------------|--------------------------|
| Section Times | 0:57.60 [3] (0:13.05) | 0:44.55 [2] (0:10.50) | 0:34.05 [1] (0:10.76) | 0:23.29 [1] (0:11.08) | 0:12.21 [1] (0:12.21) |
| Average Speed [km/h] | 55.2 | 68.8 | 67.3 | 65.0 | 59.0 |
| Top Speed [km/h] | 70.7 | 70.4 | 69.4 | 68.1 | 63.6 |
| Avg. Dist. to Rail [m] | 5.7 | 1.4 | 1.1 | 3.9 | 5.2 |
| Avg. Stride Freq. [Hz] | 2.5 | 2.6 | 2.6 | 2.5 | 2.4 |
| Avg. Stride Length [m] | 6.2 | 7.4 | 7.3 | 7.3 | 6.9 |



- [] Ranking at each section and finish
- .-.- No data available at this section
- NA No data available



| | |
|--------------------------------|----------------|
| Horse/Jockey Name | Spooky Spirit |
| Final Rank | 4 |
| Fastest Section Time (Section) | 0:10.72 (800m) |
| Top Speed [km/h] (Section) | 68.9 (800m) |
| Race State | Finished |



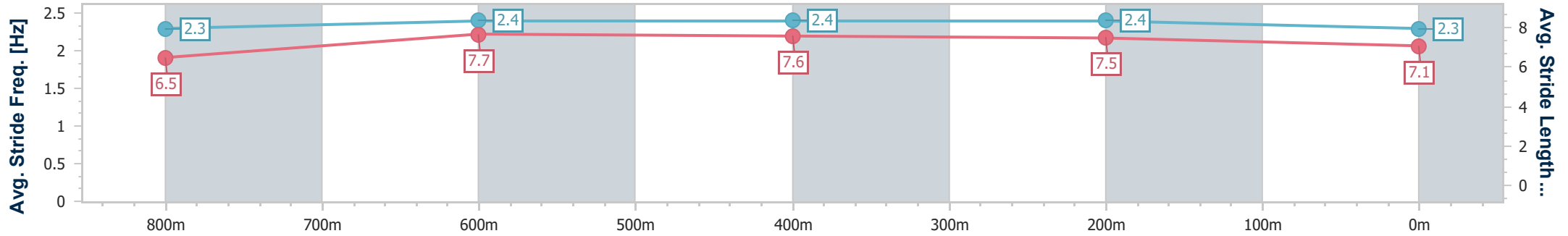
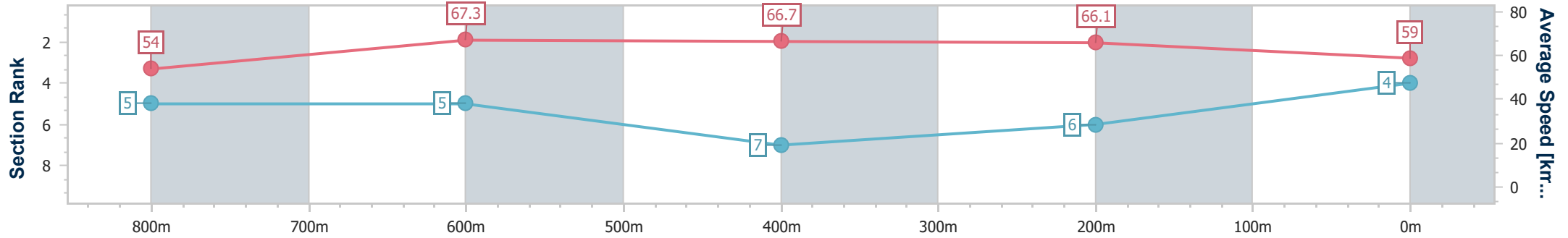
Sunshine Coast QLD Professional
 Race 5: COASTLINE BMW 2 SERIES COUPÉ QTIS Three-Year-Old BENCHMARK 72 Handicap - 1000m



28 January 2023 - 14:32

Track Rating: Good 4, Weather: Fine, Rail Position: True

| Section | Overall | 800m | 600m | 400m | 200m |
|------------------------|--------------------------|--------------------------|--------------------------|--------------------------|--------------------------|
| Section Times | 0:58.00 [4] (0:13.35) | 0:44.65 [5] (0:10.72) | 0:33.93 [5] (0:10.83) | 0:23.10 [7] (0:10.90) | 0:12.20 [6] (0:12.20) |
| Average Speed [km/h] | 54.0 | 67.3 | 66.7 | 66.1 | 59.0 |
| Top Speed [km/h] | 68.6 | 68.9 | 68.0 | 67.4 | 62.6 |
| Avg. Dist. to Rail [m] | 5.0 | 1.1 | 0.3 | 6.5 | 8.4 |
| Avg. Stride Freq. [Hz] | 2.3 | 2.4 | 2.4 | 2.4 | 2.3 |
| Avg. Stride Length [m] | 6.5 | 7.7 | 7.6 | 7.5 | 7.1 |



- [] Ranking at each section and finish
- .-.- No data available at this section
- NA No data available



| | |
|--------------------------------|----------------|
| Horse/Jockey Name | Mouette |
| Final Rank | 5 |
| Fastest Section Time (Section) | 0:10.53 (800m) |
| Top Speed [km/h] (Section) | 70.6 (800m) |
| Race State | Finished |



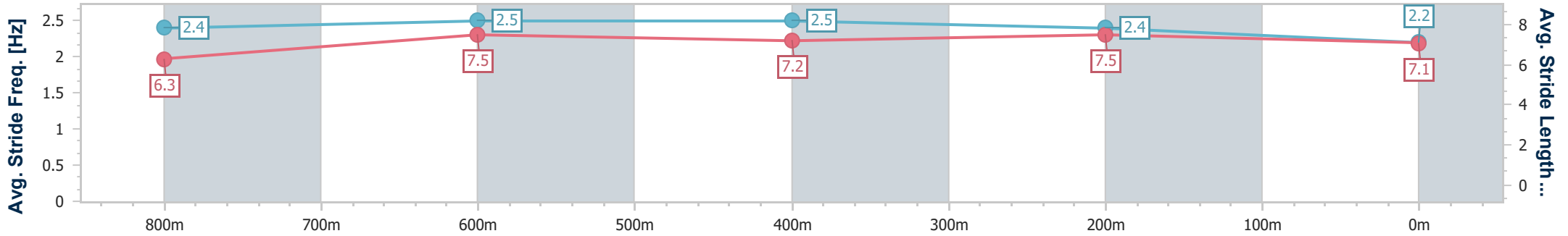
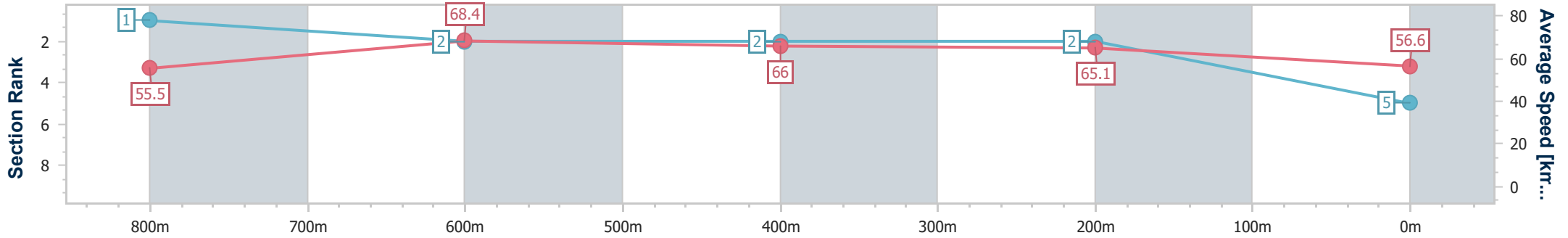
Sunshine Coast QLD Professional
 Race 5: COASTLINE BMW 2 SERIES COUPÉ QTIS Three-Year-Old BENCHMARK 72 Handicap - 1000m



28 January 2023 - 14:32

Track Rating: Good 4, Weather: Fine, Rail Position: True

| Section | Overall | 800m | 600m | 400m | 200m |
|------------------------|--------------------------|--------------------------|--------------------------|--------------------------|--------------------------|
| Section Times | 0:58.29 [5] (0:12.98) | 0:45.31 [1] (0:10.53) | 0:34.78 [2] (0:11.00) | 0:23.78 [2] (0:11.05) | 0:12.73 [2] (0:12.73) |
| Average Speed [km/h] | 55.5 | 68.4 | 66.0 | 65.1 | 56.6 |
| Top Speed [km/h] | 70.0 | 70.6 | 66.8 | 66.3 | 62.1 |
| Avg. Dist. to Rail [m] | 2.6 | 0.7 | 1.5 | 1.1 | 2.8 |
| Avg. Stride Freq. [Hz] | 2.4 | 2.5 | 2.5 | 2.4 | 2.2 |
| Avg. Stride Length [m] | 6.3 | 7.5 | 7.2 | 7.5 | 7.1 |



- [] Ranking at each section and finish
- .-.- No data available at this section
- NA No data available



| | |
|--------------------------------|----------------|
| Horse/Jockey Name | Al Pal's Gal |
| Final Rank | 6 |
| Fastest Section Time (Section) | 0:10.64 (800m) |
| Top Speed [km/h] (Section) | 70.3 (Overall) |
| Race State | Finished |



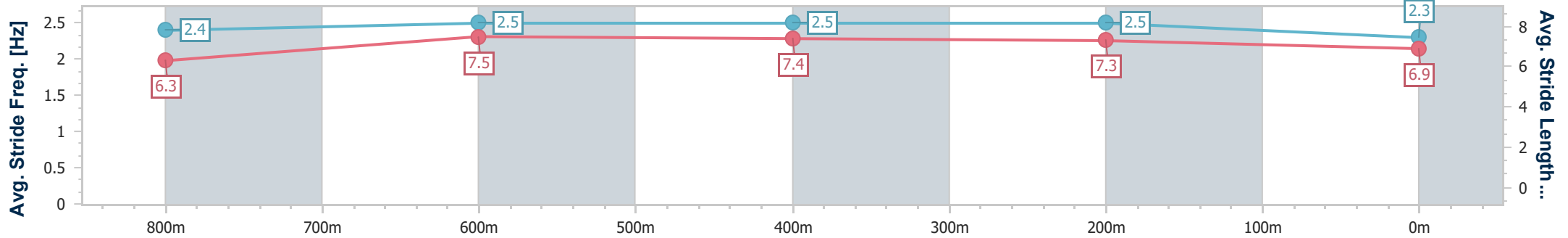
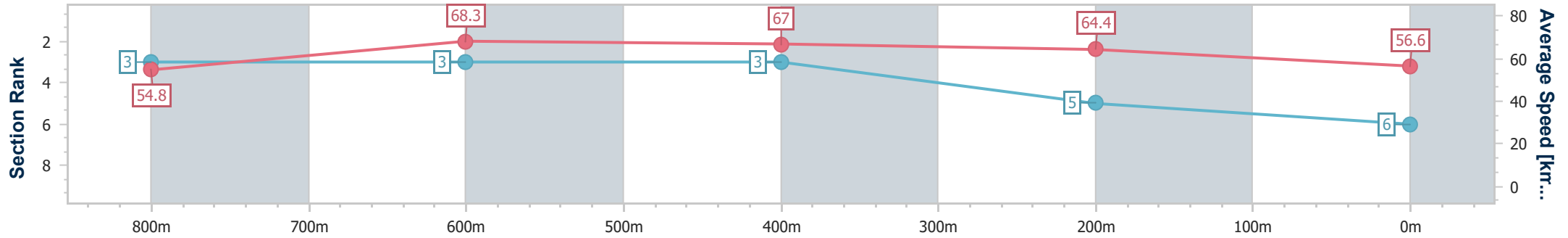
Sunshine Coast QLD Professional
 Race 5: COASTLINE BMW 2 SERIES COUPÉ QTIS Three-Year-Old BENCHMARK 72 Handicap - 1000m



28 January 2023 - 14:32

Track Rating: Good 4, Weather: Fine, Rail Position: True

| Section | Overall | 800m | 600m | 400m | 200m |
|------------------------|--------------------------|--------------------------|--------------------------|--------------------------|--------------------------|
| Section Times | 0:58.53 [6] (0:13.17) | 0:45.36 [3] (0:10.64) | 0:34.72 [3] (0:10.81) | 0:23.91 [3] (0:11.17) | 0:12.74 [5] (0:12.74) |
| Average Speed [km/h] | 54.8 | 68.3 | 67.0 | 64.4 | 56.6 |
| Top Speed [km/h] | 70.3 | 69.7 | 68.7 | 66.7 | 61.6 |
| Avg. Dist. to Rail [m] | 7.6 | 3.0 | 1.0 | 3.4 | 4.5 |
| Avg. Stride Freq. [Hz] | 2.4 | 2.5 | 2.5 | 2.5 | 2.3 |
| Avg. Stride Length [m] | 6.3 | 7.5 | 7.4 | 7.3 | 6.9 |



- [] Ranking at each section and finish
- .-.- No data available at this section
- NA No data available



| | |
|--------------------------------|----------------|
| Horse/Jockey Name | Extreme Belief |
| Final Rank | 7 |
| Fastest Section Time (Section) | 0:10.55 (800m) |
| Top Speed [km/h] (Section) | 70.7 (Overall) |
| Race State | Finished |



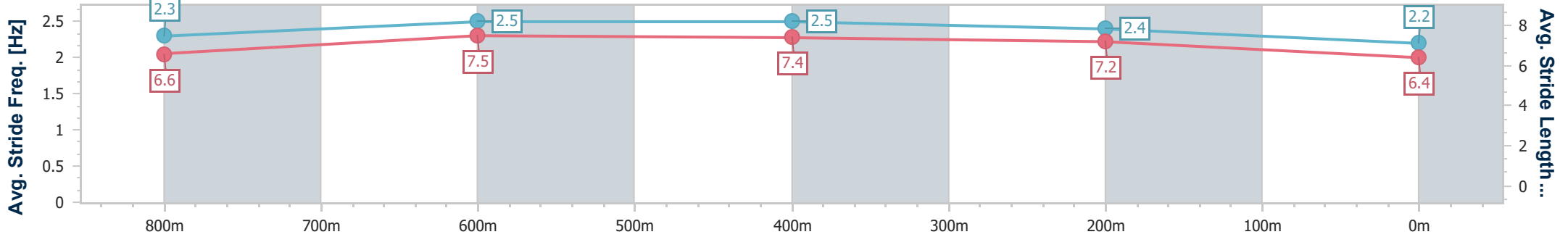
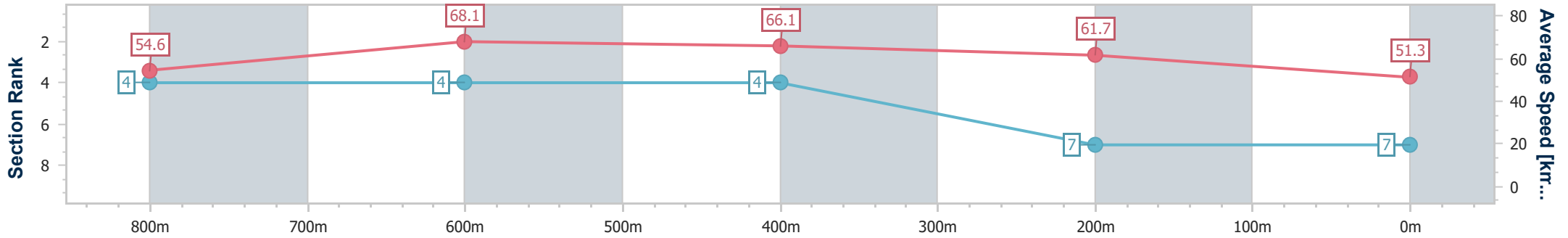
Sunshine Coast QLD Professional
 Race 5: COASTLINE BMW 2 SERIES COUPÉ QTIS Three-Year-Old BENCHMARK 72 Handicap - 1000m



28 January 2023 - 14:32

Track Rating: Good 4, Weather: Fine, Rail Position: True

| Section | Overall | 800m | 600m | 400m | 200m |
|------------------------|--------------------------|--------------------------|--------------------------|--------------------------|--------------------------|
| Section Times | 1:00.34 [7] (0:13.20) | 0:47.14 [4] (0:10.55) | 0:36.59 [4] (0:10.84) | 0:25.75 [4] (0:11.68) | 0:14.07 [7] (0:14.07) |
| Average Speed [km/h] | 54.6 | 68.1 | 66.1 | 61.7 | 51.3 |
| Top Speed [km/h] | 70.7 | 69.1 | 66.7 | 64.0 | 58.2 |
| Avg. Dist. to Rail [m] | 4.2 | 0.8 | 0.9 | 1.3 | 5.5 |
| Avg. Stride Freq. [Hz] | 2.3 | 2.5 | 2.5 | 2.4 | 2.2 |
| Avg. Stride Length [m] | 6.6 | 7.5 | 7.4 | 7.2 | 6.4 |



- [] Ranking at each section and finish
- .-.- No data available at this section
- NA No data available