

Track Rating: Soft 5, Weather: Fine, Rail Position: True Entire Course

Section		Field Times												
Overall	2000m	1800m	1600m	1400m	1200m	1000m	Last 600m							
2:11.36 (0:07.43)	2:03.93 (0:11.57)	1:52.36 (0:11.87)	1:40.49 (0:12.73)	1:27.76 (0:13.76)	1:14.00 (0:13.65)	1:00.35 (0:12.08)	0:36.78							
Rank	TAB	Horse/Jockey	Barrier	Top Speed [km/h]	Fastest Section	Overall	2000m	1800m	1600m	1400m	1200m	1000m	Last 600m	Distance Travelled [m]
1	3	<b>SPANISH KING</b> Samantha Collett	10	62.3 600m	0:07.88 Overall	2:11.36 [1] (0:07.88)	2:03.48 [6] (0:12.09)	1:51.39 [9] (0:12.21)	1:39.18 [9] (0:12.91)	1:26.27 [9] (0:13.43)	1:12.84 [9] (0:12.64)	1:00.20 [3] (0:12.05)	0:36.58	
2	4	<b>ZELSON</b> Adin Thompson	6	67.7 2000m	0:08.09 Overall	2:11.59 [2] (0:08.09)	2:03.50 [9] (0:10.91)	1:52.59 [1] (0:11.95)	1:40.64 [2] (0:12.90)	1:27.74 [2] (0:13.79)	1:13.95 [3] (0:13.60)	1:00.35 [4] (0:12.57)	0:36.34	+5
3	10	<b>NGOZI</b> Jim Byrne	1	63.2 600m	0:07.59 Overall	2:11.91 [3] (0:07.59)	2:04.32 [3] (0:11.99)	1:52.33 [6] (0:12.36)	1:39.97 [8] (0:12.83)	1:27.14 [7] (0:13.54)	1:13.60 [7] (0:13.43)	1:00.17 [7] (0:12.44)	0:36.20	+2
4	2	<b>SEQUOIA CHIEFTAIN</b> Alisha Donald	5	66.2 1800m	0:07.88 Overall	2:11.96 [4] (0:07.88)	2:04.08 [5] (0:11.28)	1:52.80 [3] (0:11.71)	1:41.09 [1] (0:12.73)	1:28.36 [1] (0:13.76)	1:14.60 [1] (0:13.65)	1:00.95 [1] (0:12.08)	0:37.38	+7
5	7	<b>OUTA TAORMINA</b> Micheal Hellyer	4	64.5 600m	0:08.03 Overall	2:12.12 [5] (0:08.03)	2:04.09 [8] (0:11.80)	1:52.29 [8] (0:12.12)	1:40.17 [7] (0:12.92)	1:27.25 [8] (0:13.61)	1:13.64 [8] (0:13.74)	0:59.90 [9] (0:12.47)	0:35.93	+9
6	9	<b>LA VITTORIA</b> Wendy Peel	2	63.9 1800m	0:07.71 Overall	2:12.75 [6] (0:07.71)	2:05.04 [4] (0:11.90)	1:53.14 [7] (0:11.99)	1:41.15 [6] (0:12.98)	1:28.17 [6] (0:13.62)	1:14.55 [6] (0:13.61)	1:00.94 [8] (0:12.16)	0:37.36	+2
7	6	<b>DUCHESS BREE</b> Corey Bayliss	8	64.1 2000m	0:07.53 Overall	2:13.07 [7] (0:07.53)	2:05.54 [2] (0:11.52)	1:54.02 [2] (0:12.13)	1:41.89 [3] (0:12.88)	1:29.01 [3] (0:13.52)	1:15.49 [2] (0:13.43)	1:02.06 [2] (0:12.50)	0:37.82	+1
8	1	<b>KAYTEE REINADO</b> Nozi Tomizawa	3	62.7 2000m	0:07.43 Overall	2:13.49 [8] (0:07.43)	2:06.06 [1] (0:11.81)	1:54.25 [4] (0:12.08)	1:42.17 [4] (0:12.87)	1:29.30 [4] (0:13.73)	1:15.57 [4] (0:13.62)	1:01.95 [6] (0:12.56)	0:37.62	+6
9	8	<b>TOPTIMISTIC</b> Rikki Jamieson	9	66.4 1800m	0:07.88 Overall	2:15.06 [9] (0:07.88)	2:07.18 [7] (0:11.58)	1:55.60 [5] (0:11.85)	1:43.75 [5] (0:13.03)	1:30.72 [5] (0:13.73)	1:16.99 [5] (0:13.35)	1:03.64 [5] (0:12.43)	0:39.49	+4

Scratched: Calathiel (#5)

Track Rating: Soft 5, Weather: Fine, Rail Position: True Entire Course

Section										Last 600m	
Field Times				800m	600m	400m	200m			0:36.78	
				0:48.27 (0:11.49)	0:36.78 (0:11.91)	0:24.87 (0:12.29)	0:12.58 (0:12.58)				
Rank	TAB	Horse/Jockey	Barrier	Top Speed [km/h]	Fastest Section					Margin	Distance Travelled [m]
1	3	<b>SPANISH KING</b> Samantha Collett	10	62.3 600m	0:07.88 Overall	0:48.15 [2] (0:11.57)	0:36.58 [2] (0:11.71)	0:24.87 [2] (0:12.29)	0:12.58 [1] (0:12.58)	2:11.36	0:36.58
2	4	<b>ZELSON</b> Adin Thompson	6	67.7 2000m	0:08.09 Overall	0:47.78 [4] (0:11.44)	0:36.34 [3] (0:11.67)	0:24.67 [3] (0:12.16)	0:12.51 [3] (0:12.51)	1.3L	0:36.34 +5
3	10	<b>NGOZI</b> Jim Byrne	1	63.2 600m	0:07.59 Overall	0:47.73 [8] (0:11.53)	0:36.20 [7] (0:11.71)	0:24.49 [6] (0:12.18)	0:12.31 [6] (0:12.31)	3.1L	0:36.20 +2
4	2	<b>SEQUOIA CHIEFTAIN</b> Alisha Donald	5	66.2 1800m	0:07.88 Overall	0:48.87 [1] (0:11.49)	0:37.38 [1] (0:11.93)	0:25.45 [1] (0:12.61)	0:12.84 [2] (0:12.84)	3.3L	0:37.38 +7
5	7	<b>OUTA TAORMINA</b> Micheal Hellyer	4	64.5 600m	0:08.03 Overall	0:47.43 [9] (0:11.50)	0:35.93 [9] (0:11.36)	0:24.57 [7] (0:12.06)	0:12.51 [4] (0:12.51)	4.1L	0:35.93 +9
6	9	<b>LA VITTORIA</b> Wendy Peel	2	63.9 1800m	0:07.71 Overall	0:48.78 [6] (0:11.42)	0:37.36 [5] (0:11.87)	0:25.49 [5] (0:12.52)	0:12.97 [7] (0:12.97)	7.6L	0:37.36 +2
7	6	<b>DUCHESS BREE</b> Corey Bayliss	8	64.1 2000m	0:07.53 Overall	0:49.56 [3] (0:11.74)	0:37.82 [4] (0:11.81)	0:26.01 [4] (0:12.53)	0:13.48 [5] (0:13.48)	9.4L	0:37.82 +1
8	1	<b>KAYTEE REINADO</b> Nozi Tomizawa	3	62.7 2000m	0:07.43 Overall	0:49.39 [7] (0:11.77)	0:37.62 [8] (0:11.67)	0:25.95 [8] (0:12.55)	0:13.40 [8] (0:13.40)	11.7L	0:37.62 +6
9	8	<b>TOPTIMISTIC</b> Rikki Jamieson	9	66.4 1800m	0:07.88 Overall	0:51.21 [5] (0:11.72)	0:39.49 [6] (0:11.95)	0:27.54 [9] (0:13.26)	0:14.28 [9] (0:14.28)	21L	0:39.49 +4

Scratched: Calathiel (#5)



Horse/Jockey Name	Spanish King
Final Rank	1
Fastest Section Time (Section)	0:07.88 (Overall)
Top Speed [km/h] (Section)	62.3 (600m)
Race State	Finished



### Ipswich QLD Professional

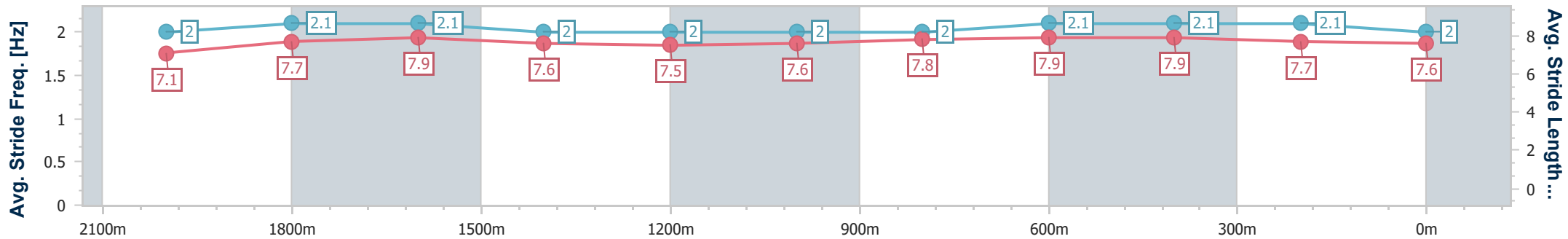
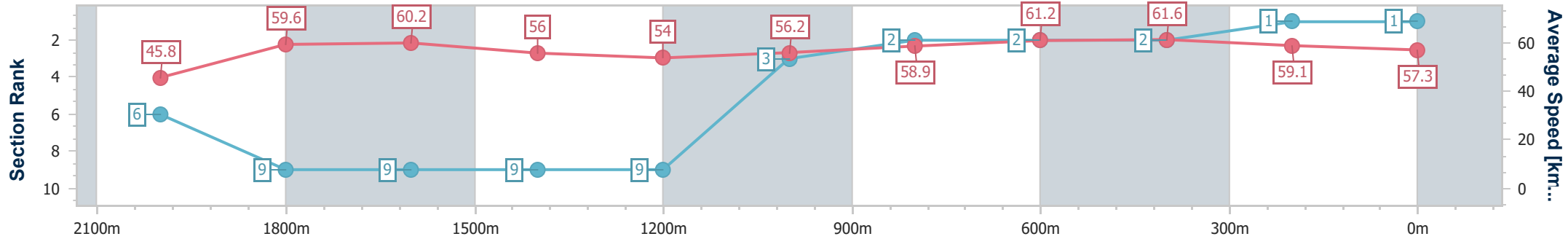
Race 2: TAB Maiden Plate - 2100m

02 February 2023 - 14:03

Track Rating: Soft 5, Weather: Fine, Rail Position: True Entire Course



Section	Overall	2000m	1800m	1600m	1400m	1200m	1000m	800m	600m	400m	200m
Section Times	2:11.36 [1] (0:07.88)	2:03.48 [6] (0:12.09)	1:51.39 [9] (0:12.21)	1:39.18 [9] (0:12.91)	1:26.27 [9] (0:13.43)	1:12.84 [9] (0:12.64)	1:00.20 [3] (0:12.05)	0:48.15 [2] (0:11.57)	0:36.58 [2] (0:11.71)	0:24.87 [2] (0:12.29)	0:12.58 [1] (0:12.58)
Average Speed [km/h]	45.8	59.6	60.2	56.0	54.0	56.2	58.9	61.2	61.6	59.1	57.3
Top Speed [km/h]	54.5	61.1	61.6	57.7	55.6	57.0	61.2	61.7	62.3	60.4	57.7
Avg. Dist. to Rail [m]	17.0	8.3	2.9	3.3	1.8	3.4	5.5	4.2	0.9	2.8	4.0
Avg. Stride Freq. [Hz]	2.0	2.1	2.1	2.0	2.0	2.0	2.0	2.1	2.1	2.1	2.0
Avg. Stride Length [m]	7.1	7.7	7.9	7.6	7.5	7.6	7.8	7.9	7.9	7.7	7.6



- [ ] Ranking at each section and finish
- .-.- No data available at this section
- NA No data available



Horse/Jockey Name	Zelson
Final Rank	2
Fastest Section Time (Section)	0:08.09 (Overall)
Top Speed [km/h] (Section)	67.7 (2000m)
Race State	Finished



### Ipswich QLD Professional

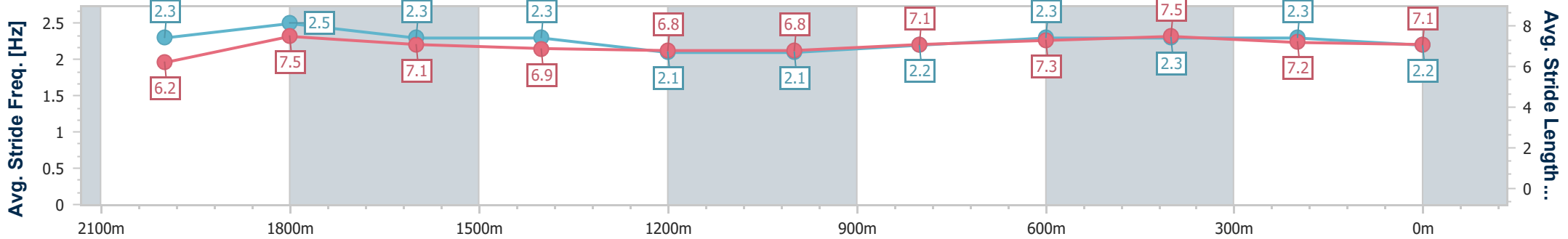
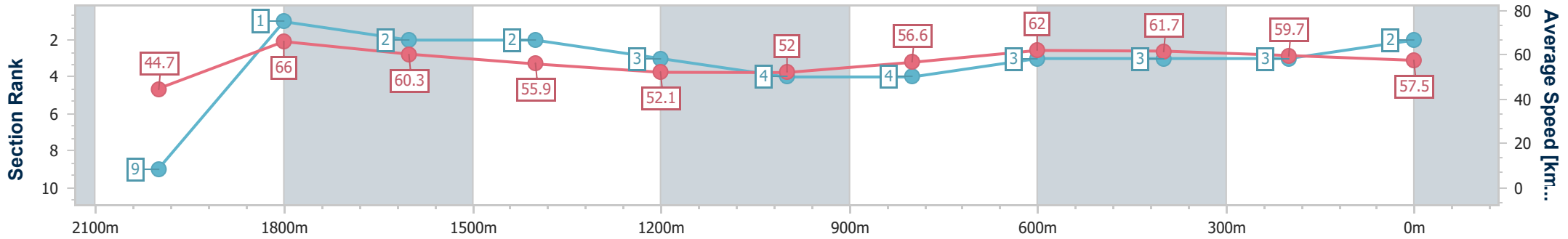
Race 2: TAB Maiden Plate - 2100m

02 February 2023 - 14:03

Track Rating: Soft 5, Weather: Fine, Rail Position: True Entire Course



Section	Overall	2000m	1800m	1600m	1400m	1200m	1000m	800m	600m	400m	200m
Section Times	2:11.59 [2] (0:08.09)	2:03.50 [9] (0:10.91)	1:52.59 [1] (0:11.95)	1:40.64 [2] (0:12.90)	1:27.74 [2] (0:13.79)	1:13.95 [3] (0:13.60)	1:00.35 [4] (0:12.57)	0:47.78 [4] (0:11.44)	0:36.34 [3] (0:11.67)	0:24.67 [3] (0:12.16)	0:12.51 [3] (0:12.51)
Average Speed [km/h]	44.7	66.0	60.3	55.9	52.1	52.0	56.6	62.0	61.7	59.7	57.5
Top Speed [km/h]	61.0	67.7	65.2	57.2	53.8	53.3	60.3	63.3	63.0	60.9	58.6
Avg. Dist. to Rail [m]	15.2	7.5	0.7	0.3	0.7	4.0	5.1	3.4	0.8	2.5	1.6
Avg. Stride Freq. [Hz]	2.3	2.5	2.3	2.3	2.1	2.1	2.2	2.3	2.3	2.3	2.2
Avg. Stride Length [m]	6.2	7.5	7.1	6.9	6.8	6.8	7.1	7.3	7.5	7.2	7.1



- [ ] Ranking at each section and finish
- .-.- No data available at this section
- NA No data available



Horse/Jockey Name	Ngozi
Final Rank	3
Fastest Section Time (Section)	0:07.59 (Overall)
Top Speed [km/h] (Section)	63.2 (600m)
Race State	Finished



### Ipswich QLD Professional

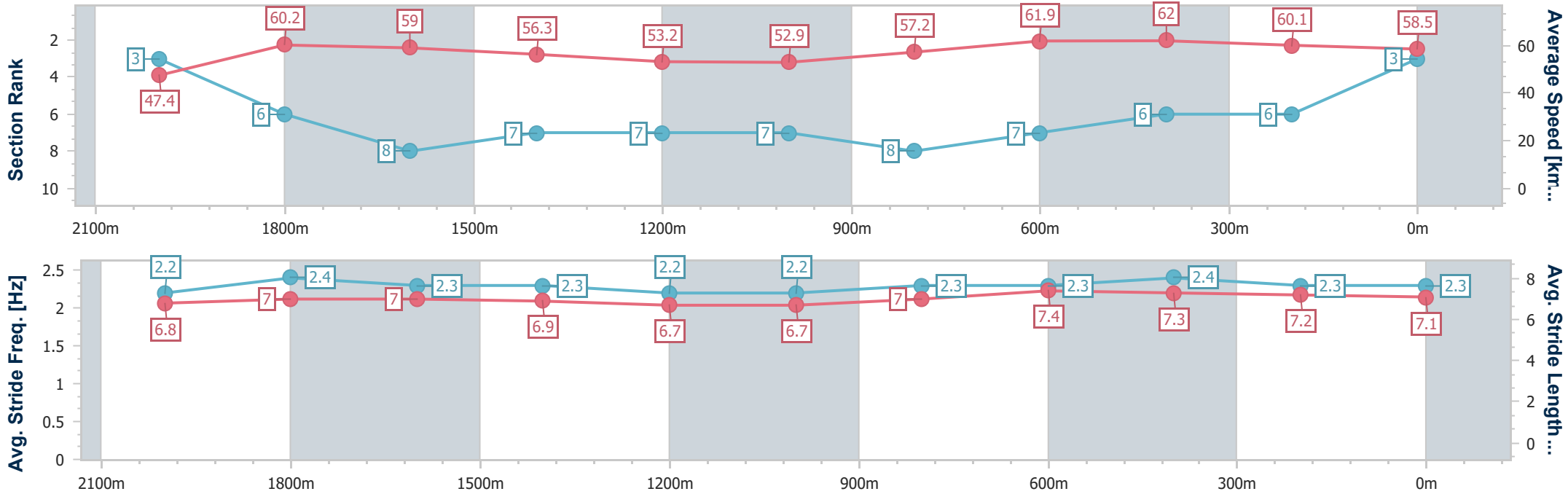
Race 2: TAB Maiden Plate - 2100m

02 February 2023 - 14:03

Track Rating: Soft 5, Weather: Fine, Rail Position: True Entire Course



Section	Overall	2000m	1800m	1600m	1400m	1200m	1000m	800m	600m	400m	200m
Section Times	2:11.91 [3] (0:07.59)	2:04.32 [3] (0:11.99)	1:52.33 [6] (0:12.36)	1:39.97 [8] (0:12.83)	1:27.14 [7] (0:13.54)	1:13.60 [7] (0:13.43)	1:00.17 [7] (0:12.44)	0:47.73 [8] (0:11.53)	0:36.20 [7] (0:11.71)	0:24.49 [6] (0:12.18)	0:12.31 [6] (0:12.31)
Average Speed [km/h]	47.4	60.2	59.0	56.3	53.2	52.9	57.2	61.9	62.0	60.1	58.5
Top Speed [km/h]	56.8	61.3	60.7	57.2	55.1	53.9	60.2	63.0	63.2	61.4	59.5
Avg. Dist. to Rail [m]	10.1	3.5	1.6	2.0	1.0	3.3	4.0	2.3	1.4	4.8	6.0
Avg. Stride Freq. [Hz]	2.2	2.4	2.3	2.3	2.2	2.2	2.3	2.3	2.4	2.3	2.3
Avg. Stride Length [m]	6.8	7.0	7.0	6.9	6.7	6.7	7.0	7.4	7.3	7.2	7.1



- [ ] Ranking at each section and finish
- .-.- No data available at this section
- NA No data available



Horse/Jockey Name	Sequoia Chieftain
Final Rank	4
Fastest Section Time (Section)	0:07.88 (Overall)
Top Speed [km/h] (Section)	66.2 (1800m)
Race State	Finished



### Ipswich QLD Professional

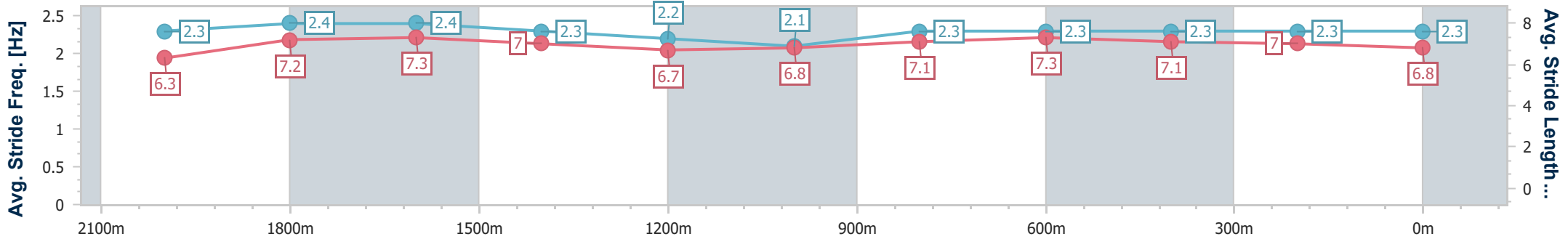
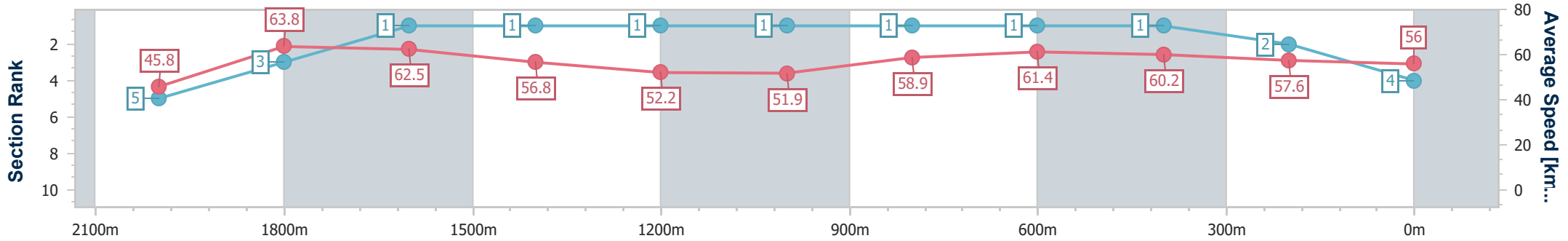
Race 2: TAB Maiden Plate - 2100m

02 February 2023 - 14:03

Track Rating: Soft 5, Weather: Fine, Rail Position: True Entire Course



Section	Overall	2000m	1800m	1600m	1400m	1200m	1000m	800m	600m	400m	200m
Section Times	2:11.96 [4] (0:07.88)	2:04.08 [5] (0:11.28)	1:52.80 [3] (0:11.71)	1:41.09 [1] (0:12.73)	1:28.36 [1] (0:13.76)	1:14.60 [1] (0:13.65)	1:00.95 [1] (0:12.08)	0:48.87 [1] (0:11.49)	0:37.38 [1] (0:11.93)	0:25.45 [1] (0:12.61)	0:12.84 [2] (0:12.84)
Average Speed [km/h]	45.8	63.8	62.5	56.8	52.2	51.9	58.9	61.4	60.2	57.6	56.0
Top Speed [km/h]	58.6	66.2	66.2	59.0	53.5	54.4	61.4	62.2	61.3	58.6	56.4
Avg. Dist. to Rail [m]	11.4	5.2	2.6	1.5	0.7	3.8	5.4	4.7	1.4	2.5	1.5
Avg. Stride Freq. [Hz]	2.3	2.4	2.4	2.3	2.2	2.1	2.3	2.3	2.3	2.3	2.3
Avg. Stride Length [m]	6.3	7.2	7.3	7.0	6.7	6.8	7.1	7.3	7.1	7.0	6.8



- [ ] Ranking at each section and finish
- .-.- No data available at this section
- NA No data available



Horse/Jockey Name	Outa Taormina
Final Rank	5
Fastest Section Time (Section)	0:08.03 (Overall)
Top Speed [km/h] (Section)	64.5 (600m)
Race State	Finished



### Ipswich QLD Professional

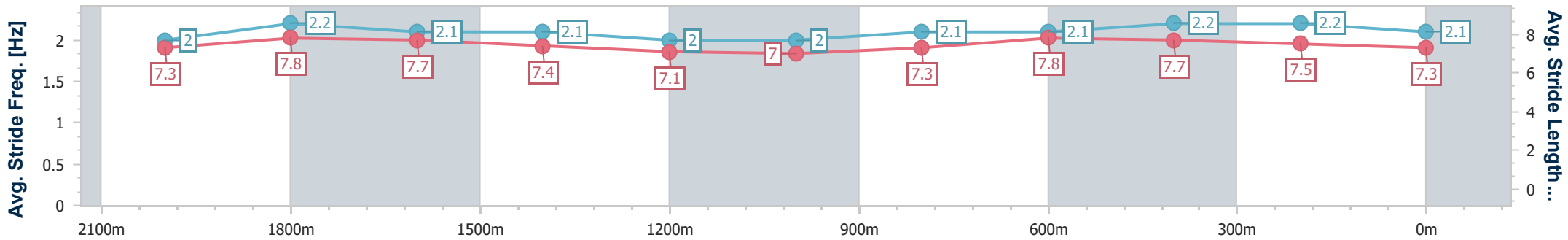
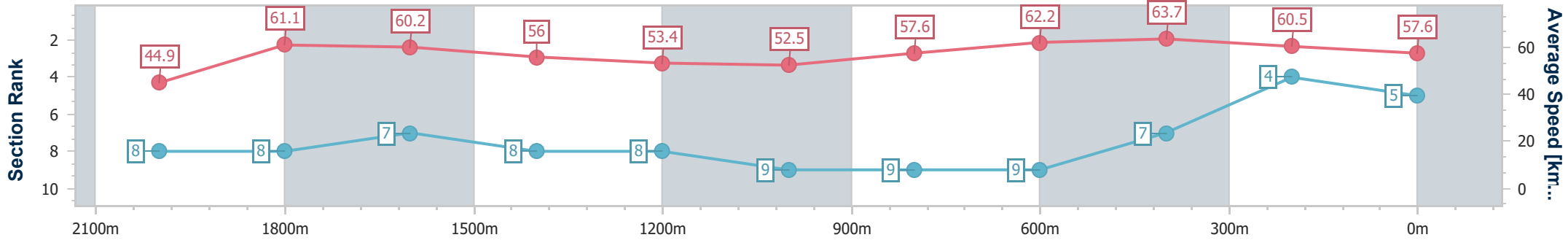
Race 2: TAB Maiden Plate - 2100m

02 February 2023 - 14:03

Track Rating: Soft 5, Weather: Fine, Rail Position: True Entire Course



Section	Overall	2000m	1800m	1600m	1400m	1200m	1000m	800m	600m	400m	200m		
Section Times	2:12.12 [5] (0:08.03)	2:04.09 [8] (0:11.80)	1:52.29 [8] (0:12.12)	1:40.17 [7] (0:12.92)	1:27.25 [8] (0:13.61)	1:13.64 [8] (0:13.74)	0:59.90 [9] (0:12.47)	0:47.43 [9] (0:11.50)	0:35.93 [9] (0:11.36)	0:24.57 [7] (0:12.06)	0:12.51 [4] (0:12.51)		
Average Speed [km/h]	44.9	61.1	60.2	56.0	53.4	52.5	57.6	62.2	63.7	60.5	57.6		
Top Speed [km/h]	60.3	61.8	61.8	57.4	56.5	53.7	60.8	63.7	64.5	62.2	59.3		
Avg. Dist. to Rail [m]	10.3	1.6	2.0	2.5	2.6	0.8	0.6	1.4	1.0	4.3	7.0		
Avg. Stride Freq. [Hz]	2.0	2.2	2.1	2.1	2.0	2.0	2.1	2.1	2.2	2.2	2.1		
Avg. Stride Length [m]	7.3	7.8	7.7	7.4	7.1	7.0	7.3	7.8	7.7	7.5	7.3		



- [ ] Ranking at each section and finish
- .-.- No data available at this section
- NA No data available



Horse/Jockey Name	La Vittoria
Final Rank	6
Fastest Section Time (Section)	0:07.71 (Overall)
Top Speed [km/h] (Section)	63.9 (1800m)
Race State	Finished



### Ipswich QLD Professional

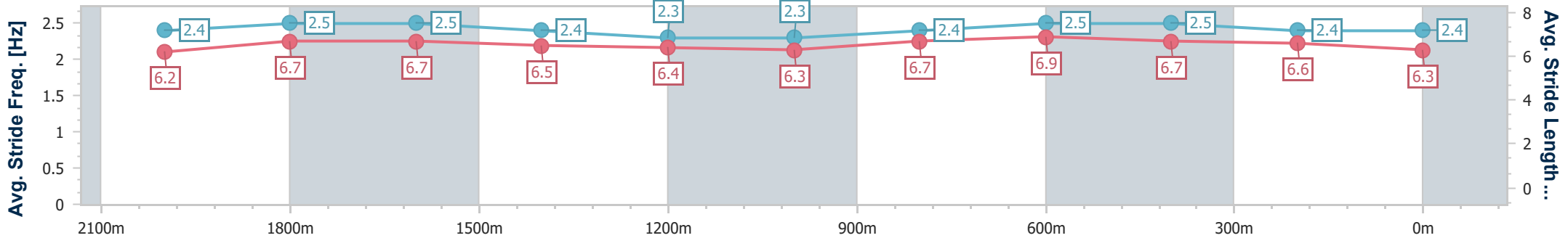
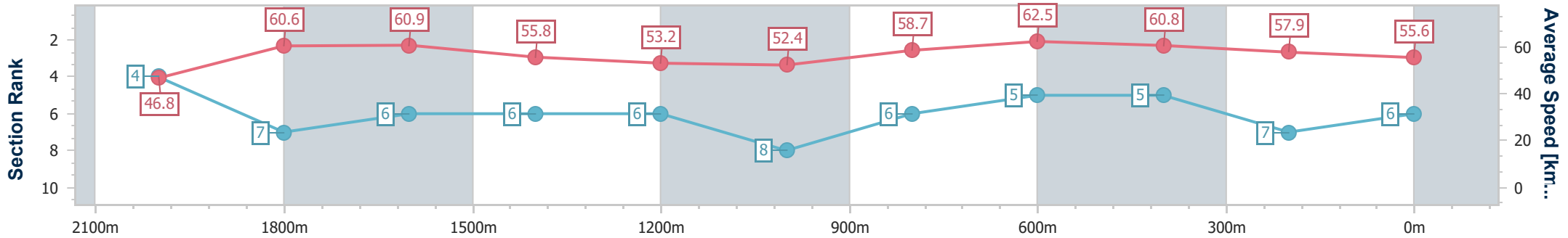
Race 2: TAB Maiden Plate - 2100m

02 February 2023 - 14:03

Track Rating: Soft 5, Weather: Fine, Rail Position: True Entire Course



Section	Overall	2000m	1800m	1600m	1400m	1200m	1000m	800m	600m	400m	200m		
Section Times	2:12.75 [6] (0:07.71)	2:05.04 [4] (0:11.90)	1:53.14 [7] (0:11.99)	1:41.15 [6] (0:12.98)	1:28.17 [6] (0:13.62)	1:14.55 [6] (0:13.61)	1:00.94 [8] (0:12.16)	0:48.78 [6] (0:11.42)	0:37.36 [5] (0:11.87)	0:25.49 [5] (0:12.52)	0:12.97 [7] (0:12.97)		
Average Speed [km/h]	46.8	60.6	60.9	55.8	53.2	52.4	58.7	62.5	60.8	57.9	55.6		
Top Speed [km/h]	57.2	62.1	63.9	57.6	55.1	53.3	62.2	63.4	61.9	59.1	57.7		
Avg. Dist. to Rail [m]	13.0	5.7	2.3	3.1	1.5	2.1	3.4	2.4	0.4	2.9	5.1		
Avg. Stride Freq. [Hz]	2.4	2.5	2.5	2.4	2.3	2.3	2.4	2.5	2.5	2.4	2.4		
Avg. Stride Length [m]	6.2	6.7	6.7	6.5	6.4	6.3	6.7	6.9	6.7	6.6	6.3		



- [ ] Ranking at each section and finish
- .-.- No data available at this section
- NA No data available





Horse/Jockey Name	Duchess Bree
Final Rank	7
Fastest Section Time (Section)	0:07.53 (Overall)
Top Speed [km/h] (Section)	64.1 (2000m)
Race State	Finished



### Ipswich QLD Professional

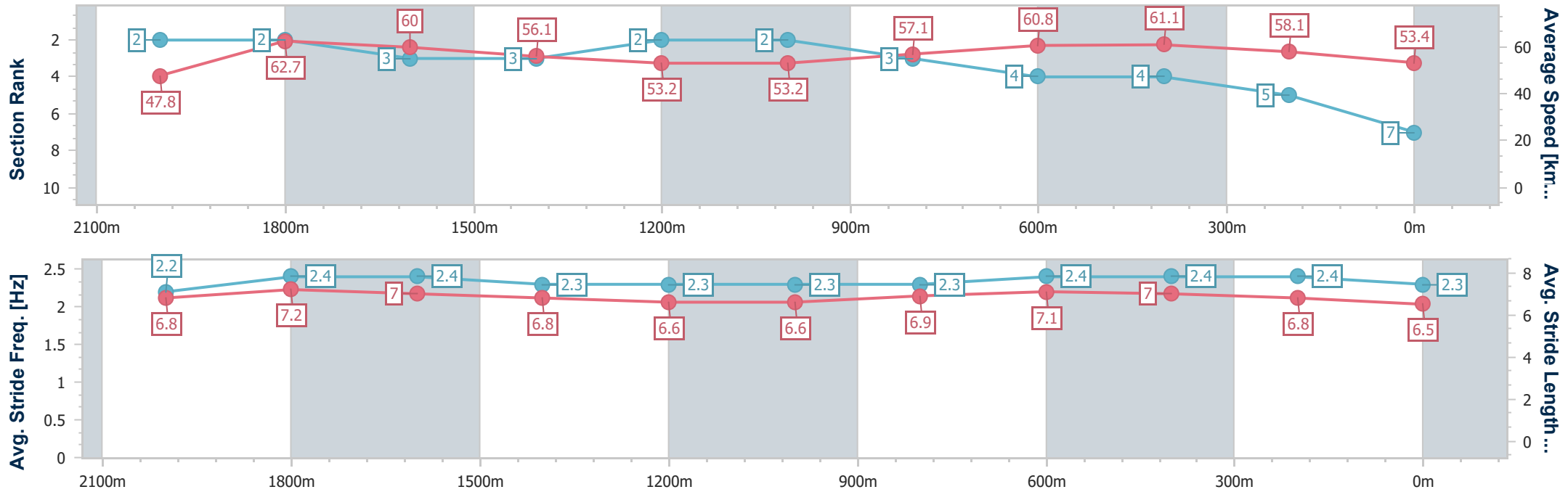
Race 2: TAB Maiden Plate - 2100m

02 February 2023 - 14:03

Track Rating: Soft 5, Weather: Fine, Rail Position: True Entire Course



Section	Overall	2000m	1800m	1600m	1400m	1200m	1000m	800m	600m	400m	200m		
Section Times	2:13.07 [7] (0:07.53)	2:05.54 [2] (0:11.52)	1:54.02 [2] (0:12.13)	1:41.89 [3] (0:12.88)	1:29.01 [3] (0:13.52)	1:15.49 [2] (0:13.43)	1:02.06 [2] (0:12.50)	0:49.56 [3] (0:11.74)	0:37.82 [4] (0:11.81)	0:26.01 [4] (0:12.53)	0:13.48 [5] (0:13.48)		
Average Speed [km/h]	47.8	62.7	60.0	56.1	53.2	53.2	57.1	60.8	61.1	58.1	53.4		
Top Speed [km/h]	58.6	64.1	63.7	57.5	54.4	54.9	59.5	62.2	62.0	60.0	57.2		
Avg. Dist. to Rail [m]	17.3	7.0	2.2	0.9	0.6	2.1	3.3	2.4	0.8	3.2	2.6		
Avg. Stride Freq. [Hz]	2.2	2.4	2.4	2.3	2.3	2.3	2.3	2.4	2.4	2.4	2.3		
Avg. Stride Length [m]	6.8	7.2	7.0	6.8	6.6	6.6	6.9	7.1	7.0	6.8	6.5		



- [ ] Ranking at each section and finish
- .-.-.- No data available at this section
- NA No data available



Horse/Jockey Name	Kaytee Reinado
Final Rank	8
Fastest Section Time (Section)	0:07.43 (Overall)
Top Speed [km/h] (Section)	62.7 (2000m)
Race State	Finished



### Ipswich QLD Professional

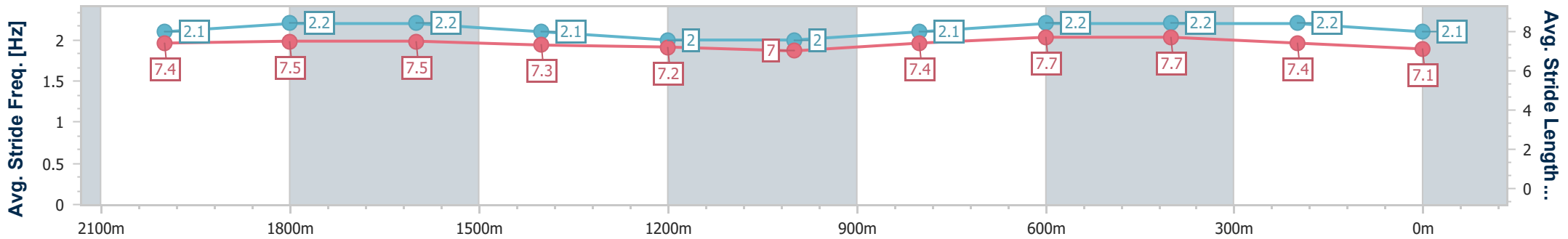
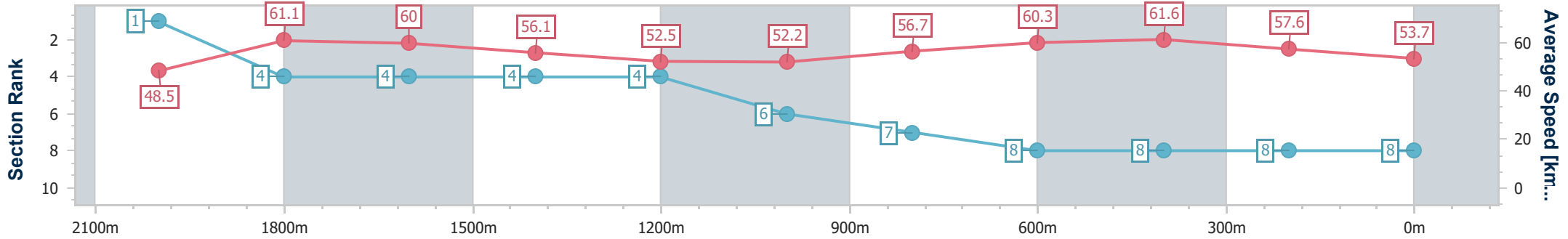
Race 2: TAB Maiden Plate - 2100m

02 February 2023 - 14:03

Track Rating: Soft 5, Weather: Fine, Rail Position: True Entire Course



Section	Overall	2000m	1800m	1600m	1400m	1200m	1000m	800m	600m	400m	200m
Section Times	2:13.49 [8] (0:07.43)	2:06.06 [1] (0:11.81)	1:54.25 [4] (0:12.08)	1:42.17 [4] (0:12.87)	1:29.30 [4] (0:13.73)	1:15.57 [4] (0:13.62)	1:01.95 [6] (0:12.56)	0:49.39 [7] (0:11.77)	0:37.62 [8] (0:11.67)	0:25.95 [8] (0:12.55)	0:13.40 [8] (0:13.40)
Average Speed [km/h]	48.5	61.1	60.0	56.1	52.5	52.2	56.7	60.3	61.6	57.6	53.7
Top Speed [km/h]	57.9	62.7	62.5	58.0	54.1	53.3	59.0	62.1	62.6	59.8	55.5
Avg. Dist. to Rail [m]	11.2	3.5	1.2	1.8	0.9	2.9	4.4	3.4	0.7	0.9	2.6
Avg. Stride Freq. [Hz]	2.1	2.2	2.2	2.1	2.0	2.0	2.1	2.2	2.2	2.2	2.1
Avg. Stride Length [m]	7.4	7.5	7.5	7.3	7.2	7.0	7.4	7.7	7.7	7.4	7.1



- [ ] Ranking at each section and finish
- .-.- No data available at this section
- NA No data available



Horse/Jockey Name	Toptimistic
Final Rank	9
Fastest Section Time (Section)	0:07.88 (Overall)
Top Speed [km/h] (Section)	66.4 (1800m)
Race State	Finished



### Ipswich QLD Professional

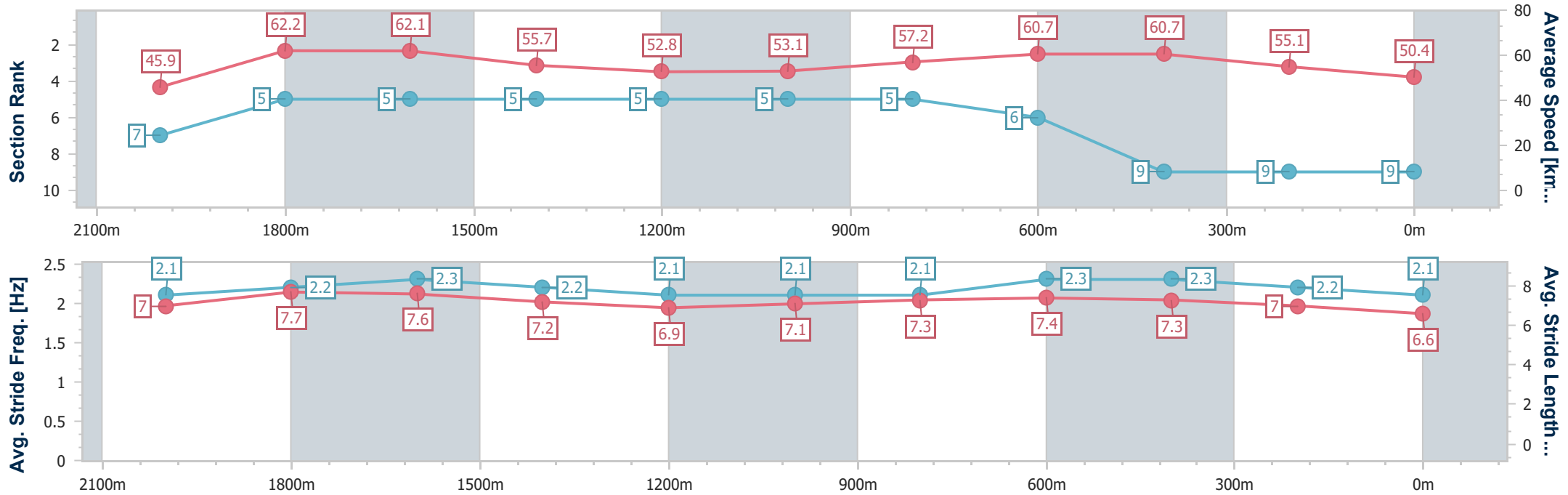
Race 2: TAB Maiden Plate - 2100m

02 February 2023 - 14:03

Track Rating: Soft 5, Weather: Fine, Rail Position: True Entire Course



Section	Overall	2000m	1800m	1600m	1400m	1200m	1000m	800m	600m	400m	200m		
Section Times	2:15.06 [9] (0:07.88)	2:07.18 [7] (0:11.58)	1:55.60 [5] (0:11.85)	1:43.75 [5] (0:13.03)	1:30.72 [5] (0:13.73)	1:16.99 [5] (0:13.35)	1:03.64 [5] (0:12.43)	0:51.21 [5] (0:11.72)	0:39.49 [6] (0:11.95)	0:27.54 [9] (0:13.26)	0:14.28 [9] (0:14.28)		
Average Speed [km/h]	45.9	62.2	62.1	55.7	52.8	53.1	57.2	60.7	60.7	55.1	50.4		
Top Speed [km/h]	56.9	65.5	66.4	56.9	54.3	55.1	59.5	62.0	62.0	58.3	52.7		
Avg. Dist. to Rail [m]	15.7	7.9	3.4	3.2	1.6	3.8	5.3	3.0	1.4	4.3	4.1		
Avg. Stride Freq. [Hz]	2.1	2.2	2.3	2.2	2.1	2.1	2.1	2.3	2.3	2.2	2.1		
Avg. Stride Length [m]	7.0	7.7	7.6	7.2	6.9	7.1	7.3	7.4	7.3	7.0	6.6		



- [ ] Ranking at each section and finish
- .-.- No data available at this section
- NA No data available