



# Toowoomba QLD Professional

## Race 1: LAWRENCE & HANSON RATINGS BAND 0 - 58 Handicap - 1000m

04 February 2023 - 17:21



Track Rating: Good 4, Weather: Fine, Rail Position: True Entire Course

Section											Last 600m	
Field Times		Overall	800m	600m	400m	200m						
		1:00.60 (0:13.55)	0:47.05 (0:10.52)	0:36.53 (0:11.33)	0:25.20 (0:12.26)	0:12.94 (0:12.94)						0:36.53
Rank	TAB	Horse/Jockey	Barrier	Top Speed [km/h]	Fastest Section							Distance Travelled [m]
1	11	LAI SEE Wanderson D'Avila	12	66.8 600m	0:11.10 800m	1:00.60 [1] (0:14.41)	0:46.19 [10] (0:11.10)	0:35.09 [10] (0:11.18)	0:23.91 [9] (0:11.93)	0:11.98 [5] (0:11.98)	0:35.09	
2	8	SONIC ARROW Sariah Champkin	18	69.3 800m	0:10.52 800m	1:00.66 [2] (0:13.55)	0:47.11 [1] (0:10.52)	0:36.59 [1] (0:11.33)	0:25.26 [1] (0:12.26)	0:13.00 [1] (0:13.00)	0:36.59	-6
3	1	RELICTA Jake Molloy	7	66.8 600m	0:11.25 800m	1:00.88 [3] (0:14.12)	0:46.76 [9] (0:11.25)	0:35.51 [9] (0:11.52)	0:23.99 [10] (0:11.81)	0:12.18 [7] (0:12.18)	0:35.51	-3
4	3	JOEY JAWS Tessa Townsend	3	68.5 Overall	0:10.76 800m	1:00.90 [4] (0:13.77)	0:47.13 [3] (0:10.76)	0:36.37 [3] (0:11.42)	0:24.95 [2] (0:12.16)	0:12.79 [2] (0:12.79)	0:36.37	-8
5	2	TRUE PATRIOT Cody Collis	4	67.9 800m	0:10.77 800m	1:00.99 [5] (0:14.01)	0:46.98 [7] (0:10.77)	0:36.21 [5] (0:11.45)	0:24.76 [4] (0:12.24)	0:12.52 [4] (0:12.52)	0:36.21	-6
6	10	RADIANT QUEEN Alisha Donald	1	69.8 Overall	0:10.72 800m	1:01.01 [6] (0:13.70)	0:47.31 [2] (0:10.72)	0:36.59 [2] (0:11.44)	0:25.15 [3] (0:12.29)	0:12.86 [3] (0:12.86)	0:36.59	-6
7	19	THUNDER MOON Josh Adams	10	67.2 800m	0:10.95 800m	1:01.14 [7] (0:13.83)	0:47.31 [5] (0:10.95)	0:36.36 [7] (0:11.62)	0:24.74 [7] (0:12.22)	0:12.52 [6] (0:12.52)	0:36.36	+1
8	7	OKAY OKAY Minonette Kennedy	6	65.2 800m	0:11.13 800m	1:01.34 [8] (0:14.77)	0:46.57 [11] (0:11.13)	0:35.44 [11] (0:11.41)	0:24.03 [11] (0:11.68)	0:12.35 [9] (0:12.35)	0:35.44	-6
9	4	KEFA Kenji Yoshida	5	66.7 800m	0:10.98 800m	1:01.60 [9] (0:14.10)	0:47.50 [8] (0:10.98)	0:36.52 [8] (0:11.58)	0:24.94 [8] (0:12.30)	0:12.64 [9] (0:12.64)	0:36.52	-2
10	6	CLEARLY GEORGE Karl Zechner	8	66.7 800m	0:10.98 800m	1:02.18 [10] (0:13.85)	0:48.33 [4] (0:10.98)	0:37.35 [6] (0:11.60)	0:25.75 [5] (0:12.52)	0:13.23 [8] (0:13.23)	0:37.35	-4

Scratched: Chisum (#5), Super Art (#9), Mahbaby (#12), Yakutsk (#13), Angel's Voice (#15), Hero's Trinket (#16), Taormina Rhythm (#17), Tinder (#18)

Report Created: Sat 4 February 2023 18:44 GMT+1 (Note: Timing is based on position data)

Page 1/13

[ ] Ranking at each section and finish  
 -:-:- No data available at this section  
 NA No data available  
 SCN Saddle cloth number  
 DNF Did not finish  
 DNT Did not track

data processed by TRIPLESDATA



# Toowoomba QLD Professional

## Race 1: LAWRENCE & HANSON RATINGS BAND 0 - 58 Handicap - 1000m

04 February 2023 - 17:21



Track Rating: Good 4, Weather: Fine, Rail Position: True Entire Course

Section	Overall	800m	600m	400m	200m	Last 600m
Field Times	1:00.60 (0:13.55)	0:47.05 (0:10.52)	0:36.53 (0:11.33)	0:25.20 (0:12.26)	0:12.94 (0:12.94)	0:36.53

Rank	TAB	Horse/Jockey	Barrier	Top Speed [km/h]	Fastest Section	Overall	800m	600m	400m	200m	Last 600m	Distance Travelled [m]
11	14	OUTBACK PLAYBOY	13	67.5	0:10.79	1:04.27 [11]	0:50.40 [6]	0:39.61 [4]	0:27.89 [6]	0:14.95 [11]	0:39.61	+0
		Adin Thompson		800m	800m	(0:13.87)	(0:10.79)	(0:11.72)	(0:12.94)	(0:14.95)		

Scratched: Chisum (#5), Super Art (#9), Mahbaby (#12), Yakutsk (#13), Angel's Voice (#15), Hero's Trinket (#16), Taormina Rhythm (#17), Tinder (#18)

[ ] Ranking at each section and finish  
 -:-:- No data available at this section  
 NA No data available

SCN Saddle cloth number  
 DNF Did not finish  
 DNT Did not track



Horse/Jockey Name	Lai See
Final Rank	1
Fastest Section Time (Section)	0:11.10 (800m)
Top Speed [km/h] (Section)	66.8 (600m)
Race State	Finished



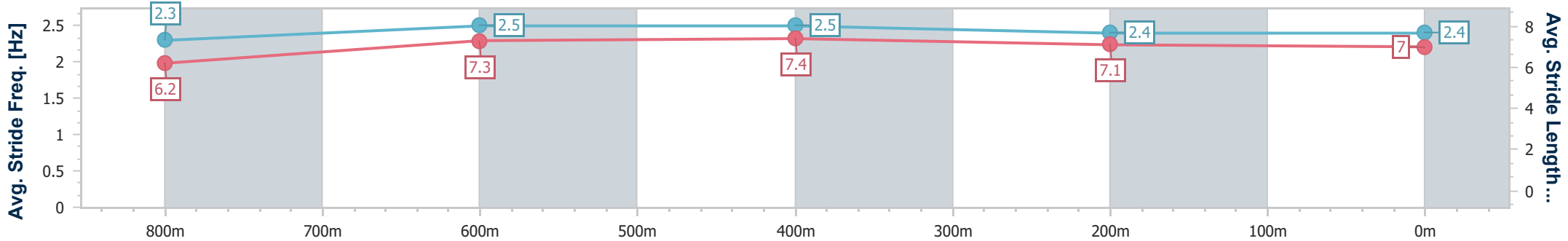
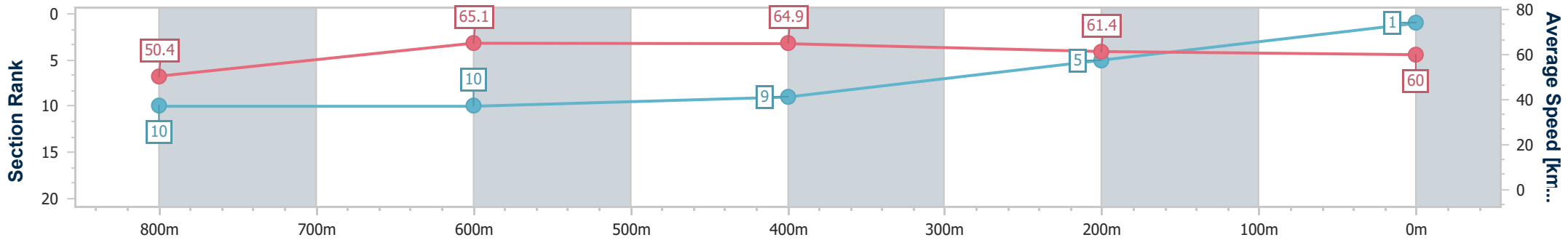
Toowoomba QLD Professional  
Race 1: LAWRENCE & HANSON RATINGS BAND 0 - 58  
Handicap - 1000m



04 February 2023 - 17:21

Track Rating: Good 4, Weather: Fine, Rail Position: True Entire Course

Section	Overall	800m	600m	400m	200m
Section Times	1:00.60 [1] (0:14.41)	0:46.19 [10] (0:11.10)	0:35.09 [10] (0:11.18)	0:23.91 [9] (0:11.93)	0:11.98 [5] (0:11.98)
Average Speed [km/h]	50.4	65.1	64.9	61.4	60.0
Top Speed [km/h]	65.8	66.5	66.8	62.7	61.5
Avg. Dist. to Rail [m]	6.0	1.3	1.5	5.3	4.9
Avg. Stride Freq. [Hz]	2.3	2.5	2.5	2.4	2.4
Avg. Stride Length [m]	6.2	7.3	7.4	7.1	7.0



- [ ] Ranking at each section and finish
- .-.- No data available at this section
- NA No data available



Horse/Jockey Name	Sonic Arrow
Final Rank	2
Fastest Section Time (Section)	0:10.52 (800m)
Top Speed [km/h] (Section)	69.3 (800m)
Race State	Finished



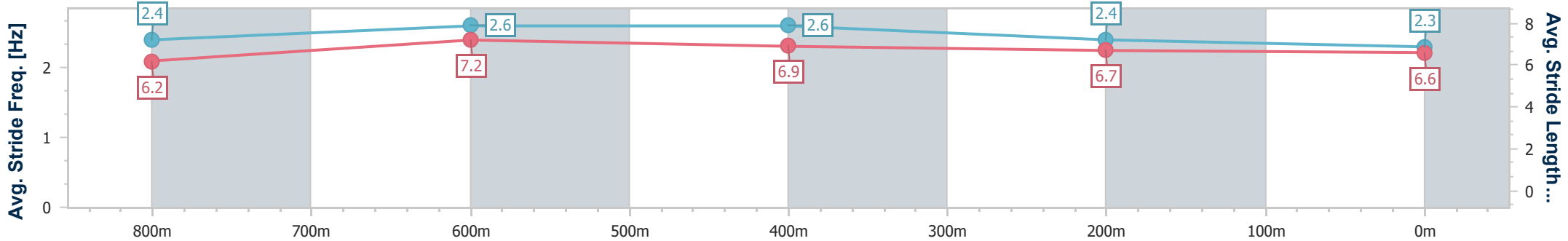
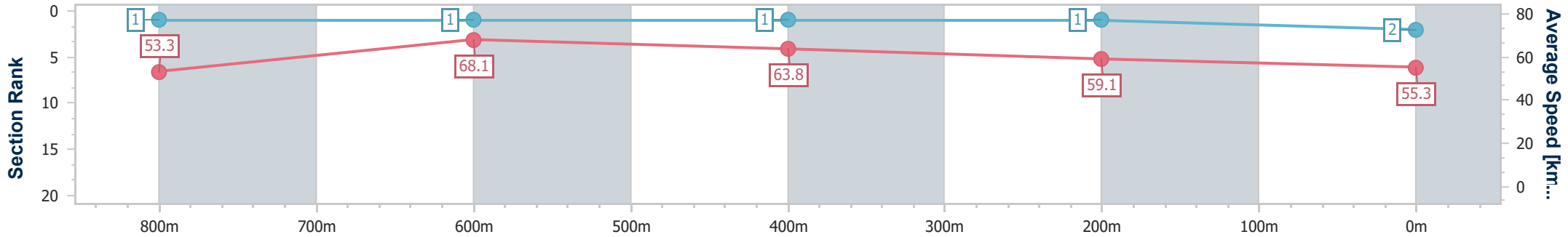
Toowoomba QLD Professional  
 Race 1: LAWRENCE & HANSON RATINGS BAND 0 - 58  
 Handicap - 1000m



04 February 2023 - 17:21

Track Rating: Good 4, Weather: Fine, Rail Position: True Entire Course

Section	Overall	800m	600m	400m	200m
Section Times	1:00.66 [2] (0:13.55)	0:47.11 [1] (0:10.52)	0:36.59 [1] (0:11.33)	0:25.26 [1] (0:12.26)	0:13.00 [1] (0:13.00)
Average Speed [km/h]	53.3	68.1	63.8	59.1	55.3
Top Speed [km/h]	67.6	69.3	67.4	61.5	57.3
Avg. Dist. to Rail [m]	5.2	1.1	1.0	2.2	3.2
Avg. Stride Freq. [Hz]	2.4	2.6	2.6	2.4	2.3
Avg. Stride Length [m]	6.2	7.2	6.9	6.7	6.6



- [ ] Ranking at each section and finish
- .-.- No data available at this section
- NA No data available



Horse/Jockey Name	Relicta
Final Rank	3
Fastest Section Time (Section)	0:11.25 (800m)
Top Speed [km/h] (Section)	66.8 (600m)
Race State	Finished



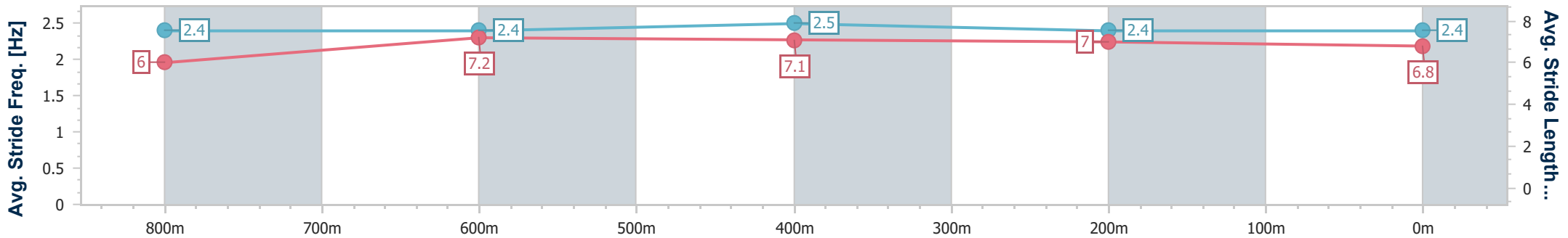
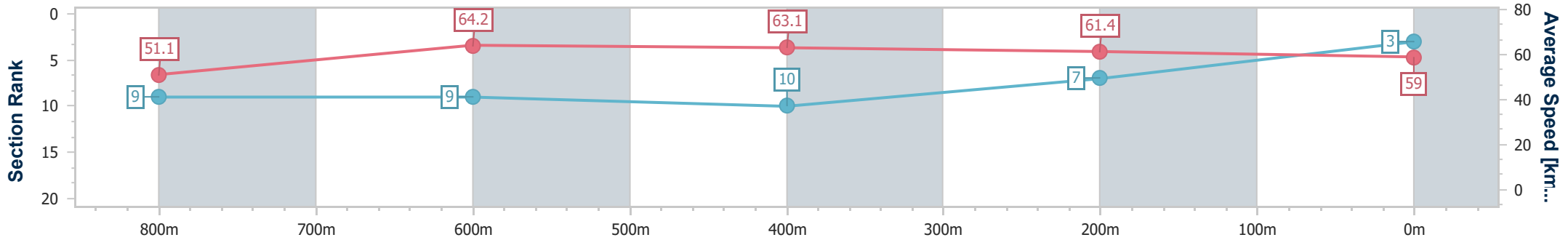
Toowoomba QLD Professional  
 Race 1: LAWRENCE & HANSON RATINGS BAND 0 - 58  
 Handicap - 1000m



04 February 2023 - 17:21

Track Rating: Good 4, Weather: Fine, Rail Position: True Entire Course

Section	Overall	800m	600m	400m	200m
Section Times	1:00.88 [3] (0:14.12)	0:46.76 [9] (0:11.25)	0:35.51 [9] (0:11.52)	0:23.99 [10] (0:11.81)	0:12.18 [7] (0:12.18)
Average Speed [km/h]	51.1	64.2	63.1	61.4	59.0
Top Speed [km/h]	65.0	66.8	66.8	64.5	60.7
Avg. Dist. to Rail [m]	3.2	0.9	1.6	2.3	3.9
Avg. Stride Freq. [Hz]	2.4	2.4	2.5	2.4	2.4
Avg. Stride Length [m]	6.0	7.2	7.1	7.0	6.8



- [ ] Ranking at each section and finish
- .-.- No data available at this section
- NA No data available



Horse/Jockey Name	Joey Jaws
Final Rank	4
Fastest Section Time (Section)	0:10.76 (800m)
Top Speed [km/h] (Section)	68.5 (Overall)
Race State	Finished



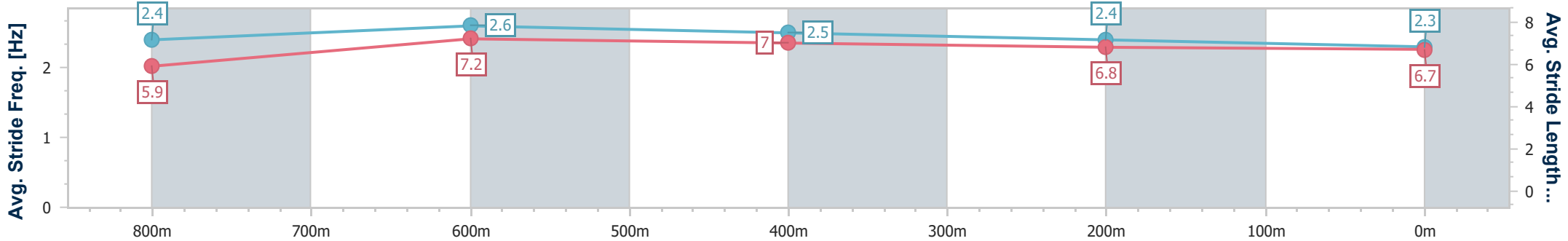
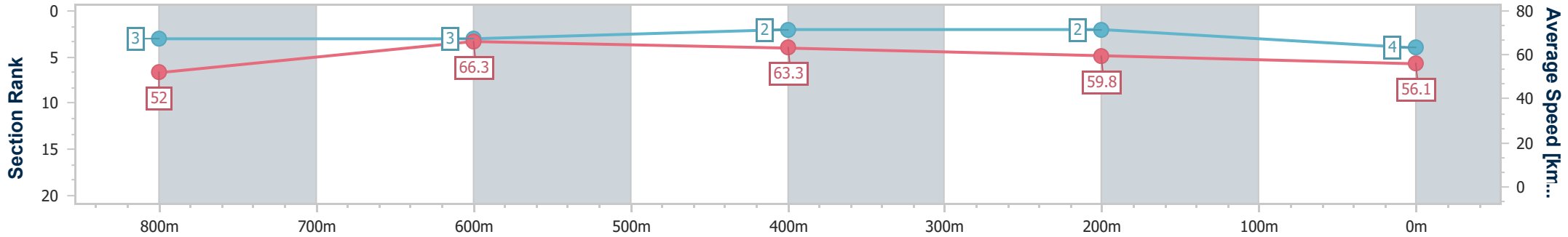
Toowoomba QLD Professional  
Race 1: LAWRENCE & HANSON RATINGS BAND 0 - 58  
Handicap - 1000m



04 February 2023 - 17:21

Track Rating: Good 4, Weather: Fine, Rail Position: True Entire Course

Section	Overall	800m	600m	400m	200m
Section Times	1:00.90 [4] (0:13.77)	0:47.13 [3] (0:10.76)	0:36.37 [3] (0:11.42)	0:24.95 [2] (0:12.16)	0:12.79 [2] (0:12.79)
Average Speed [km/h]	52.0	66.3	63.3	59.8	56.1
Top Speed [km/h]	68.5	67.3	66.0	60.8	58.8
Avg. Dist. to Rail [m]	1.5	1.7	0.8	2.3	2.6
Avg. Stride Freq. [Hz]	2.4	2.6	2.5	2.4	2.3
Avg. Stride Length [m]	5.9	7.2	7.0	6.8	6.7



- [ ] Ranking at each section and finish
- .-.- No data available at this section
- NA No data available



Horse/Jockey Name	True Patriot
Final Rank	5
Fastest Section Time (Section)	0:10.77 (800m)
Top Speed [km/h] (Section)	67.9 (800m)
Race State	Finished



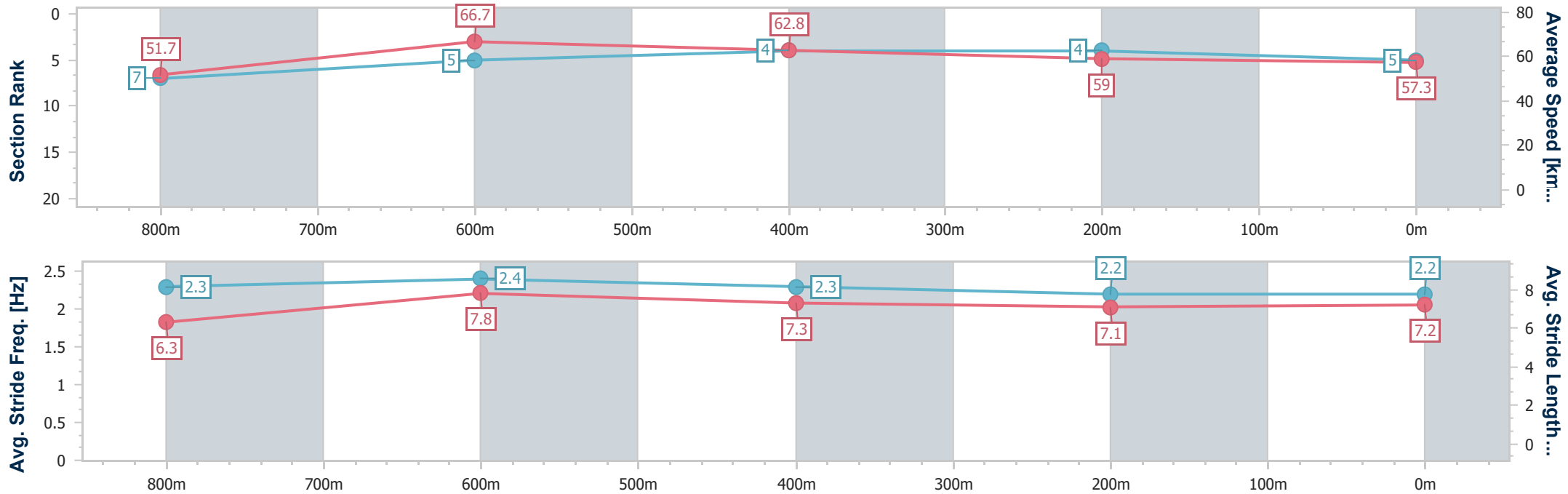
Toowoomba QLD Professional  
Race 1: LAWRENCE & HANSON RATINGS BAND 0 - 58  
Handicap - 1000m



04 February 2023 - 17:21

Track Rating: Good 4, Weather: Fine, Rail Position: True Entire Course

Section	Overall	800m	600m	400m	200m
Section Times	1:00.99 [5] (0:14.01)	0:46.98 [7] (0:10.77)	0:36.21 [5] (0:11.45)	0:24.76 [4] (0:12.24)	0:12.52 [4] (0:12.52)
Average Speed [km/h]	51.7	66.7	62.8	59.0	57.3
Top Speed [km/h]	66.6	67.9	66.9	61.9	60.2
Avg. Dist. to Rail [m]	3.4	0.6	0.8	0.6	0.6
Avg. Stride Freq. [Hz]	2.3	2.4	2.3	2.2	2.2
Avg. Stride Length [m]	6.3	7.8	7.3	7.1	7.2



- [ ] Ranking at each section and finish
- .-.- No data available at this section
- NA No data available



Horse/Jockey Name	Radiant Queen
Final Rank	6
Fastest Section Time (Section)	0:10.72 (800m)
Top Speed [km/h] (Section)	69.8 (Overall)
Race State	Finished



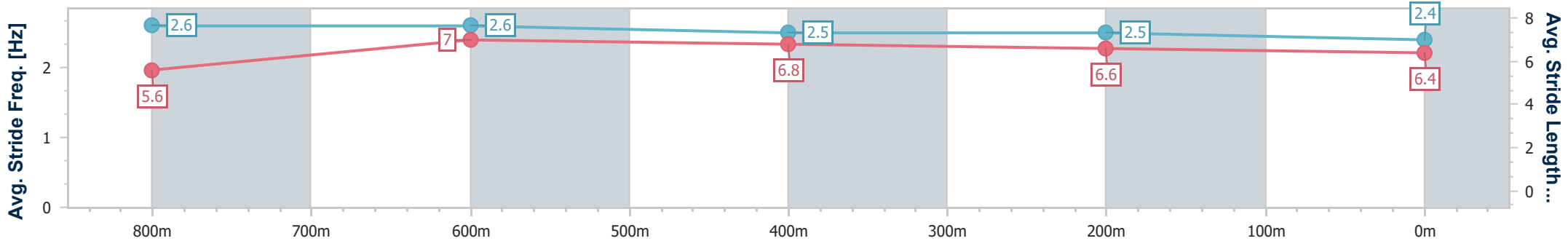
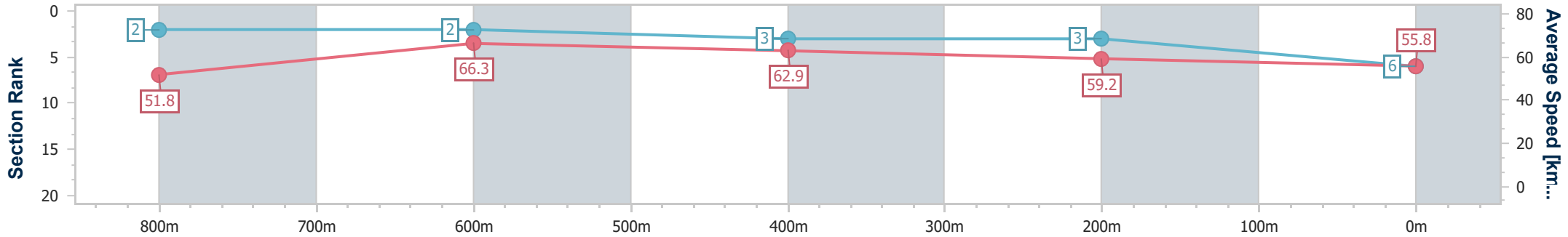
Toowoomba QLD Professional  
 Race 1: LAWRENCE & HANSON RATINGS BAND 0 - 58  
 Handicap - 1000m



04 February 2023 - 17:21

Track Rating: Good 4, Weather: Fine, Rail Position: True Entire Course

Section	Overall	800m	600m	400m	200m
Section Times	1:01.01 [6] (0:13.70)	0:47.31 [2] (0:10.72)	0:36.59 [2] (0:11.44)	0:25.15 [3] (0:12.29)	0:12.86 [3] (0:12.86)
Average Speed [km/h]	51.8	66.3	62.9	59.2	55.8
Top Speed [km/h]	69.8	68.8	65.6	61.4	57.8
Avg. Dist. to Rail [m]	5.4	2.9	1.0	3.2	3.6
Avg. Stride Freq. [Hz]	2.6	2.6	2.5	2.5	2.4
Avg. Stride Length [m]	5.6	7.0	6.8	6.6	6.4



- [ ] Ranking at each section and finish
- .-.- No data available at this section
- NA No data available





Horse/Jockey Name	Thunder Moon
Final Rank	7
Fastest Section Time (Section)	0:10.95 (800m)
Top Speed [km/h] (Section)	67.2 (800m)
Race State	Finished



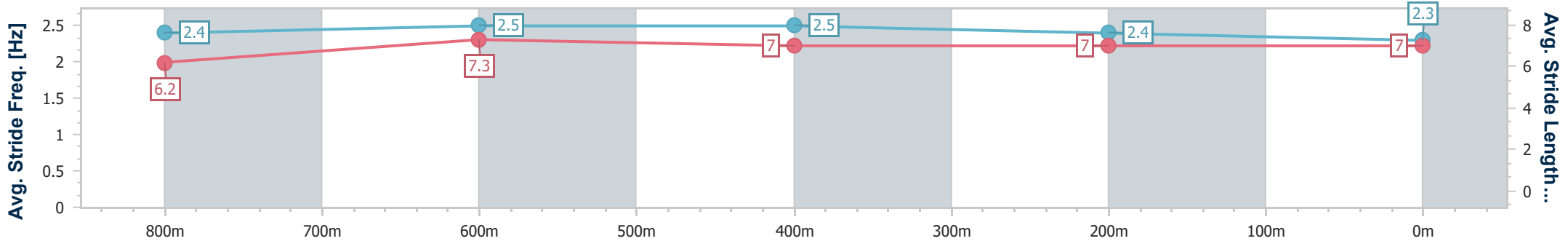
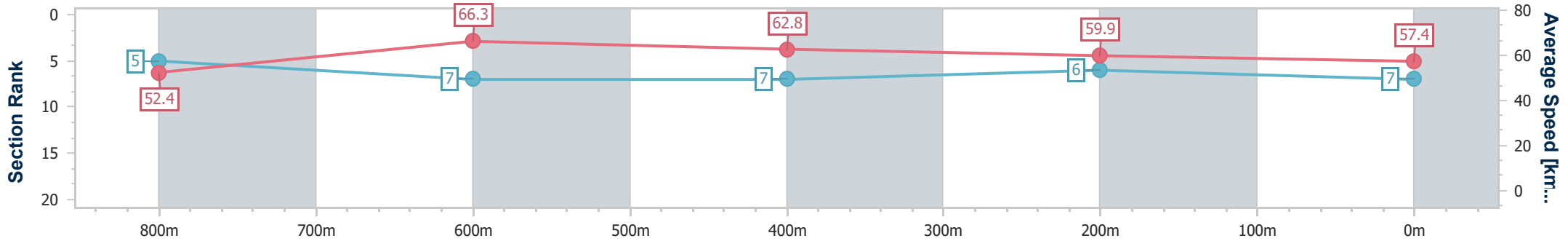
Toowoomba QLD Professional  
 Race 1: LAWRENCE & HANSON RATINGS BAND 0 - 58  
 Handicap - 1000m



04 February 2023 - 17:21

Track Rating: Good 4, Weather: Fine, Rail Position: True Entire Course

Section	Overall	800m	600m	400m	200m
Section Times	1:01.14 [7] (0:13.83)	0:47.31 [5] (0:10.95)	0:36.36 [7] (0:11.62)	0:24.74 [7] (0:12.22)	0:12.52 [6] (0:12.52)
Average Speed [km/h]	52.4	66.3	62.8	59.9	57.4
Top Speed [km/h]	65.9	67.2	65.1	61.2	59.6
Avg. Dist. to Rail [m]	4.8	2.4	2.4	4.8	5.6
Avg. Stride Freq. [Hz]	2.4	2.5	2.5	2.4	2.3
Avg. Stride Length [m]	6.2	7.3	7.0	7.0	7.0



- [ ] Ranking at each section and finish
- .-.- No data available at this section
- NA No data available



Horse/Jockey Name	Okay Okay
Final Rank	8
Fastest Section Time (Section)	0:11.13 (800m)
Top Speed [km/h] (Section)	65.2 (800m)
Race State	Finished



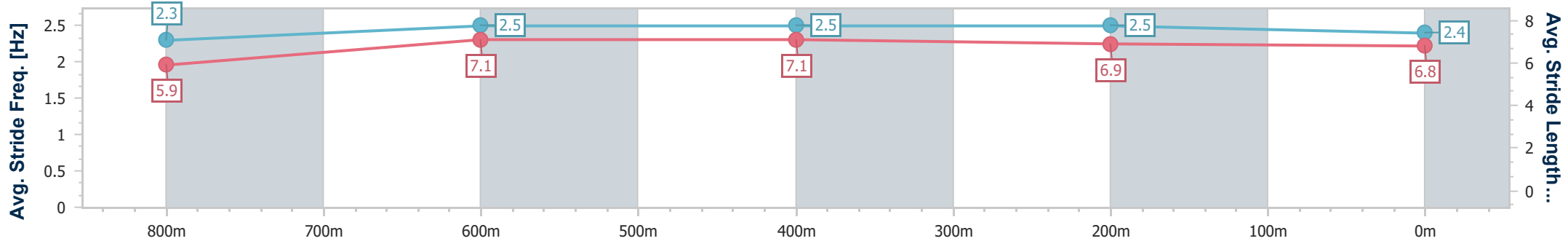
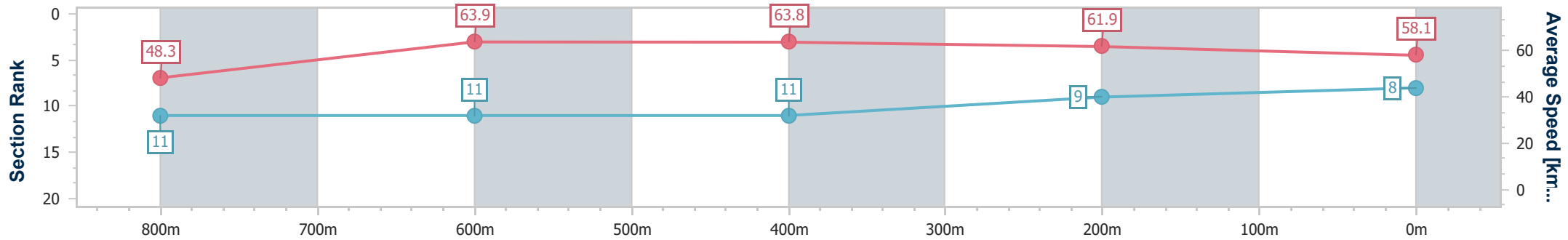
Toowoomba QLD Professional  
Race 1: LAWRENCE & HANSON RATINGS BAND 0 - 58  
Handicap - 1000m



04 February 2023 - 17:21

Track Rating: Good 4, Weather: Fine, Rail Position: True Entire Course

Section	Overall	800m	600m	400m	200m
Section Times	1:01.34 [8] (0:14.77)	0:46.57 [11] (0:11.13)	0:35.44 [11] (0:11.41)	0:24.03 [11] (0:11.68)	0:12.35 [9] (0:12.35)
Average Speed [km/h]	48.3	63.9	63.8	61.9	58.1
Top Speed [km/h]	63.6	65.2	65.0	63.3	60.5
Avg. Dist. to Rail [m]	2.7	2.1	1.9	1.4	1.3
Avg. Stride Freq. [Hz]	2.3	2.5	2.5	2.5	2.4
Avg. Stride Length [m]	5.9	7.1	7.1	6.9	6.8



- [ ] Ranking at each section and finish
- .-.- No data available at this section
- NA No data available



Horse/Jockey Name	Kefa
Final Rank	9
Fastest Section Time (Section)	0:10.98 (800m)
Top Speed [km/h] (Section)	66.7 (800m)
Race State	Finished



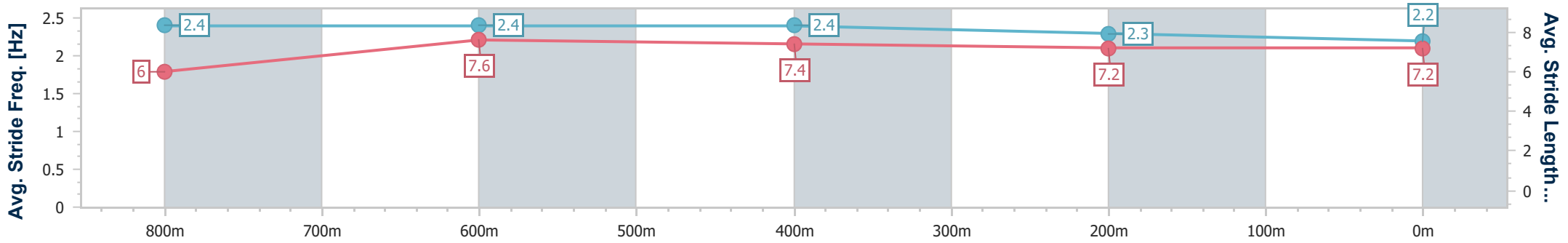
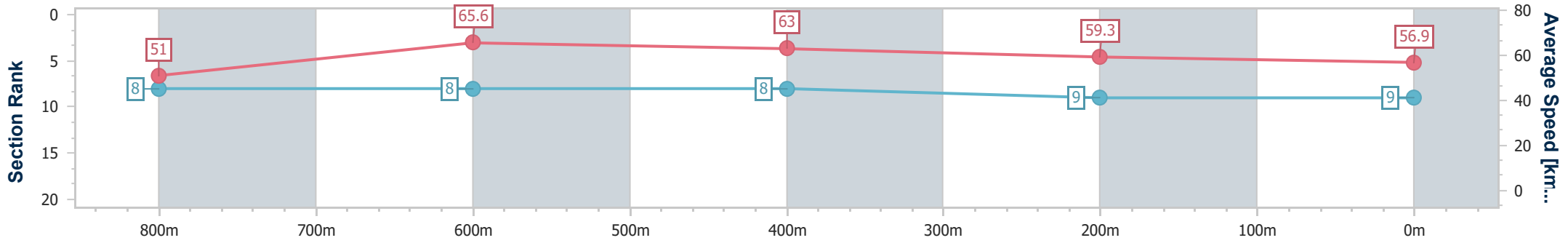
Toowoomba QLD Professional  
 Race 1: LAWRENCE & HANSON RATINGS BAND 0 - 58  
 Handicap - 1000m



04 February 2023 - 17:21

Track Rating: Good 4, Weather: Fine, Rail Position: True Entire Course

Section	Overall	800m	600m	400m	200m
Section Times	1:01.60 [9] (0:14.10)	0:47.50 [8] (0:10.98)	0:36.52 [8] (0:11.58)	0:24.94 [8] (0:12.30)	0:12.64 [9] (0:12.64)
Average Speed [km/h]	51.0	65.6	63.0	59.3	56.9
Top Speed [km/h]	66.1	66.7	66.4	60.9	58.8
Avg. Dist. to Rail [m]	1.6	0.9	2.4	4.2	5.2
Avg. Stride Freq. [Hz]	2.4	2.4	2.4	2.3	2.2
Avg. Stride Length [m]	6.0	7.6	7.4	7.2	7.2



- [ ] Ranking at each section and finish
- .-.- No data available at this section
- NA No data available



Horse/Jockey Name	Clearly George
Final Rank	10
Fastest Section Time (Section)	0:10.98 (800m)
Top Speed [km/h] (Section)	66.7 (800m)
Race State	Finished



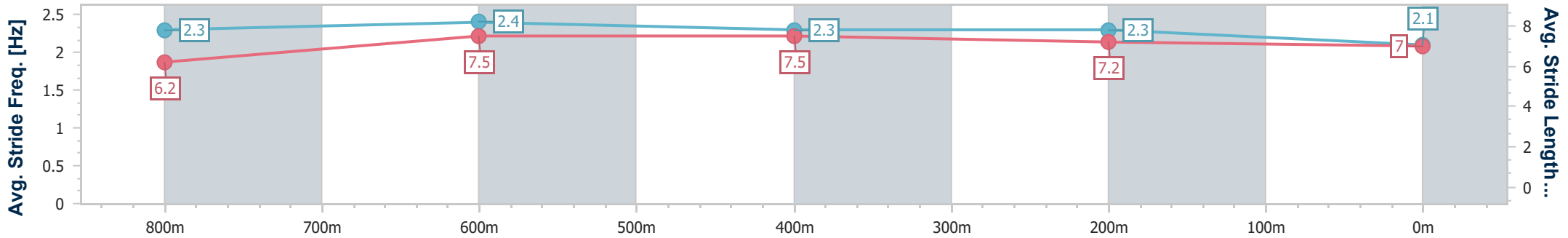
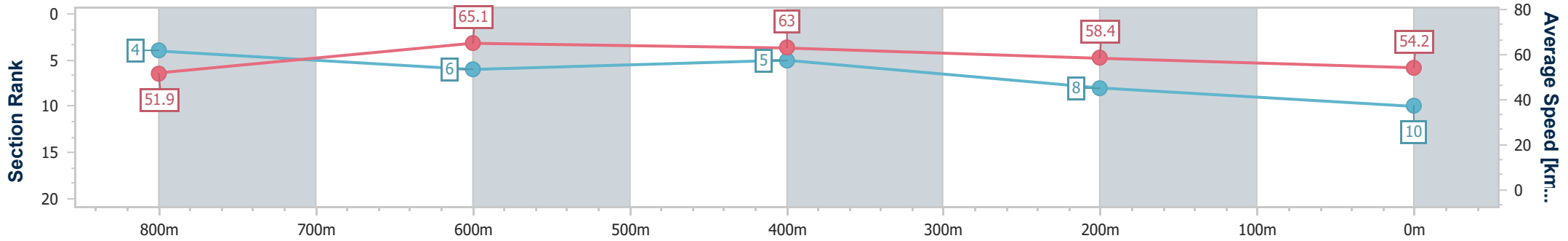
Toowoomba QLD Professional  
 Race 1: LAWRENCE & HANSON RATINGS BAND 0 - 58  
 Handicap - 1000m



04 February 2023 - 17:21

Track Rating: Good 4, Weather: Fine, Rail Position: True Entire Course

Section	Overall	800m	600m	400m	200m
Section Times	1:02.18 [10] (0:13.85)	0:48.33 [4] (0:10.98)	0:37.35 [6] (0:11.60)	0:25.75 [5] (0:12.52)	0:13.23 [8] (0:13.23)
Average Speed [km/h]	51.9	65.1	63.0	58.4	54.2
Top Speed [km/h]	66.3	66.7	65.3	60.1	56.8
Avg. Dist. to Rail [m]	2.3	1.6	2.5	4.0	4.3
Avg. Stride Freq. [Hz]	2.3	2.4	2.3	2.3	2.1
Avg. Stride Length [m]	6.2	7.5	7.5	7.2	7.0



- [ ] Ranking at each section and finish
- .-.- No data available at this section
- NA No data available



Horse/Jockey Name	Outback Playboy
Final Rank	11
Fastest Section Time (Section)	0:10.79 (800m)
Top Speed [km/h] (Section)	67.5 (800m)
Race State	Finished



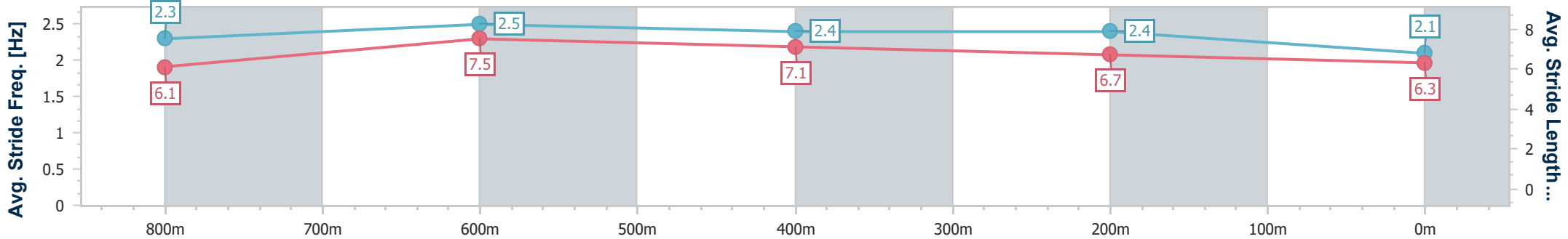
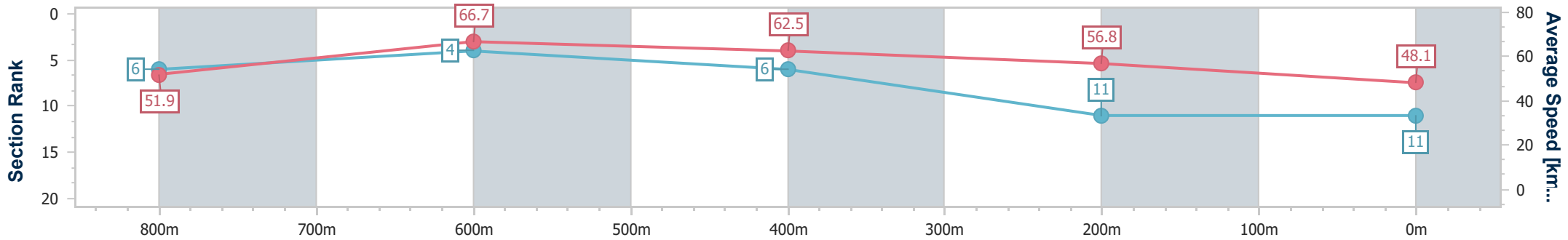
Toowoomba QLD Professional  
 Race 1: LAWRENCE & HANSON RATINGS BAND 0 - 58  
 Handicap - 1000m



04 February 2023 - 17:21

Track Rating: Good 4, Weather: Fine, Rail Position: True Entire Course

Section	Overall	800m	600m	400m	200m
Section Times	1:04.27 [11] (0:13.87)	0:50.40 [6] (0:10.79)	0:39.61 [4] (0:11.72)	0:27.89 [6] (0:12.94)	0:14.95 [11] (0:14.95)
Average Speed [km/h]	51.9	66.7	62.5	56.8	48.1
Top Speed [km/h]	67.4	67.5	65.1	59.5	53.8
Avg. Dist. to Rail [m]	3.5	1.0	3.3	6.0	5.1
Avg. Stride Freq. [Hz]	2.3	2.5	2.4	2.4	2.1
Avg. Stride Length [m]	6.1	7.5	7.1	6.7	6.3



- [ ] Ranking at each section and finish
- .-.- No data available at this section
- NA No data available