



# Toowoomba QLD Professional

## Race 7: HIGHFIELDS BUILDER Maiden Handicap - 870m

04 February 2023 - 21:15



Track Rating: Good 4, Weather: Fine, Rail Position: True Entire Course

Section		Overall						800m		600m		400m		200m		Last 600m	
Field Times		0:50.78 (0:05.22)						0:45.56 (0:10.95)		0:34.61 (0:10.78)		0:23.83 (0:11.54)		0:12.29 (0:12.29)		0:34.61	
Rank	TAB	Horse/Jockey	Barrier	Top Speed [km/h]	Fastest Section	Distance Travelled [m]											
1	2	<b>BECAUSE THE NIGHT</b> Jake Molloy	9	69.2	0:05.66	0:50.78 [1] (0:05.66)	0:45.12 [2] (0:10.77)	0:34.35 [3] (0:10.96)	0:23.39 [2] (0:11.54)	0:11.85 [2] (0:11.85)	0:34.35						
2	3	<b>CHISUM</b> Josh Adams	8	68.5	0:05.64	0:50.82 [2] (0:05.64)	0:45.18 [4] (0:10.79)	0:34.39 [4] (0:11.02)	0:23.37 [3] (0:11.62)	0:11.75 [3] (0:11.75)	0:34.39 +2						
3	9	<b>CHAYSE 'N' MENARI</b> Alisha Donald	2	69.5	0:06.09	0:50.88 [3] (0:06.09)	0:44.79 [9] (0:10.08)	0:34.71 [1] (0:10.78)	0:23.93 [1] (0:11.54)	0:12.39 [1] (0:12.39)	0:34.71 -4						
4	6	<b>TEMPLEMORE</b> Montanna Savva	6	68.6	0:05.74	0:51.51 [4] (0:05.74)	0:45.77 [6] (0:10.98)	0:34.79 [6] (0:11.07)	0:23.72 [6] (0:11.69)	0:12.03 [4] (0:12.03)	0:34.79 +2						
5	1	<b>APACHE FLASH</b> John Kissick	3	67.6	0:05.67	0:51.80 [5] (0:05.67)	0:46.13 [3] (0:11.25)	0:34.88 [9] (0:11.05)	0:23.83 [8] (0:11.74)	0:12.09 [8] (0:12.09)	0:34.88 -3						
6	10	<b>I'M RUSHIN</b> Kenji Yoshida	5	66.6	0:05.22	0:51.87 [6] (0:05.22)	0:46.65 [1] (0:11.10)	0:35.55 [2] (0:11.38)	0:24.17 [5] (0:11.76)	0:12.41 [5] (0:12.41)	0:35.55 +0						
7	8	<b>POSITIVE REWARD</b> Karl Zechner	11	69.3	0:05.90	0:52.05 [7] (0:05.90)	0:46.15 [7] (0:10.93)	0:35.22 [8] (0:11.10)	0:24.12 [7] (0:11.80)	0:12.32 [6] (0:12.32)	0:35.22 +5						
8	4	<b>SHOWROAD</b> Cody Collis	1	68.3	0:05.70	0:52.56 [8] (0:05.70)	0:46.86 [5] (0:11.01)	0:35.85 [5] (0:11.04)	0:24.81 [4] (0:11.95)	0:12.86 [7] (0:12.86)	0:35.85 -5						
9	5	<b>ROYAL MIDNIGHT</b> Michael Murphy	4	68.7	0:05.93	0:53.03 [9] (0:05.93)	0:47.10 [8] (0:10.81)	0:36.29 [7] (0:11.28)	0:25.01 [9] (0:12.06)	0:12.95 [9] (0:12.95)	0:36.29 -1						

Scratched: Duchess Of Milan (#7), Northern Player (#11)



Horse/Jockey Name	Because The Night
Final Rank	1
Fastest Section Time (Section)	0:05.66 (Overall)
Top Speed [km/h] (Section)	69.2 (800m)
Race State	Finished



### Toowoomba QLD Professional

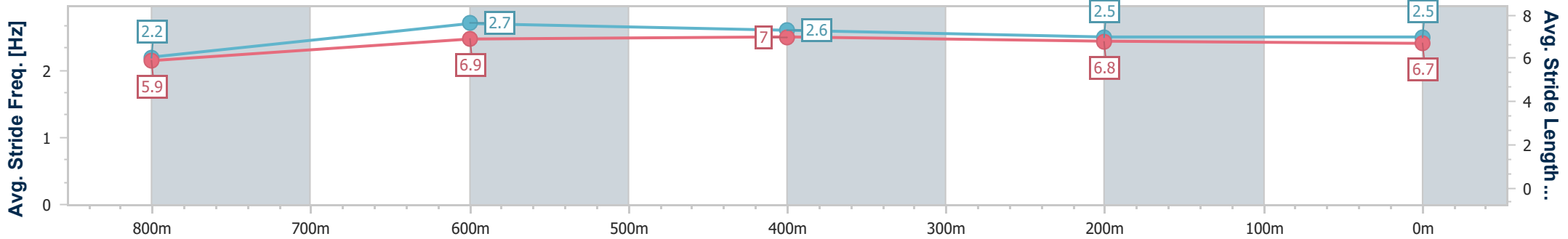
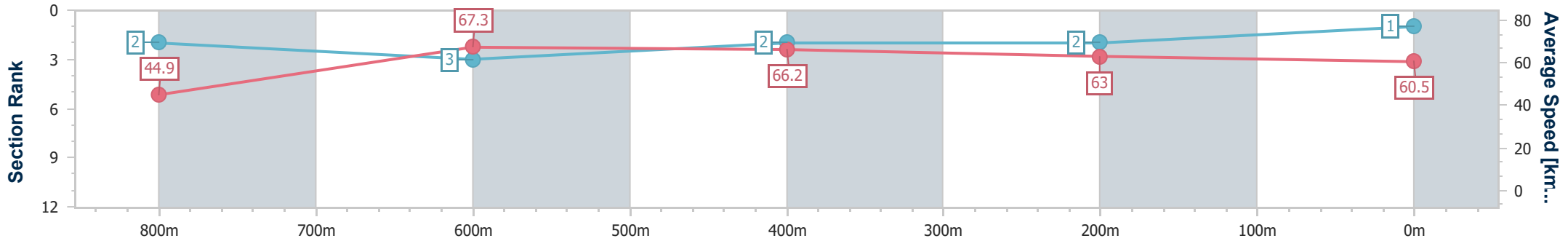
Race 7: HIGHFIELDS BUILDER Maiden Handicap - 870m

04 February 2023 - 21:15

Track Rating: Good 4, Weather: Fine, Rail Position: True Entire Course



Section	Overall	800m	600m	400m	200m
Section Times	0:50.78 [1] (0:05.66)	0:45.12 [2] (0:10.77)	0:34.35 [3] (0:10.96)	0:23.39 [2] (0:11.54)	0:11.85 [2] (0:11.85)
Average Speed [km/h]	44.9	67.3	66.2	63.0	60.5
Top Speed [km/h]	59.2	69.2	68.4	65.9	62.6
Avg. Dist. to Rail [m]	4.7	4.3	1.5	2.8	6.4
Avg. Stride Freq. [Hz]	2.2	2.7	2.6	2.5	2.5
Avg. Stride Length [m]	5.9	6.9	7.0	6.8	6.7



- [ ] Ranking at each section and finish
- .-.- No data available at this section
- NA No data available



Horse/Jockey Name	Chisum
Final Rank	2
Fastest Section Time (Section)	0:05.64 (Overall)
Top Speed [km/h] (Section)	68.5 (800m)
Race State	Finished



### Toowoomba QLD Professional

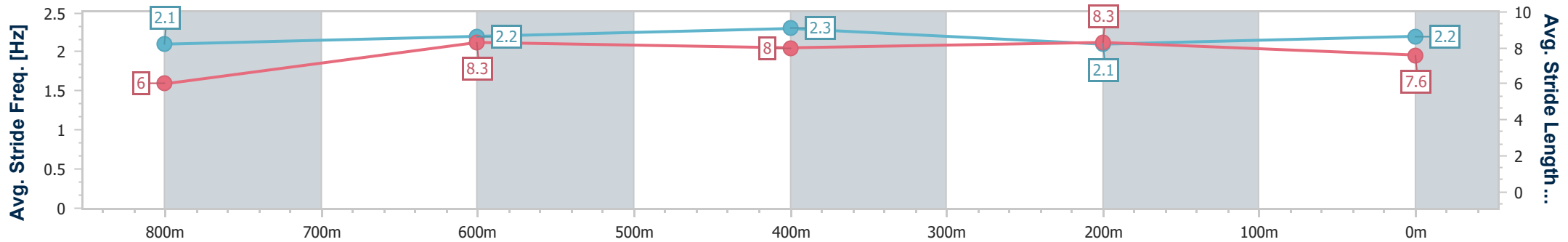
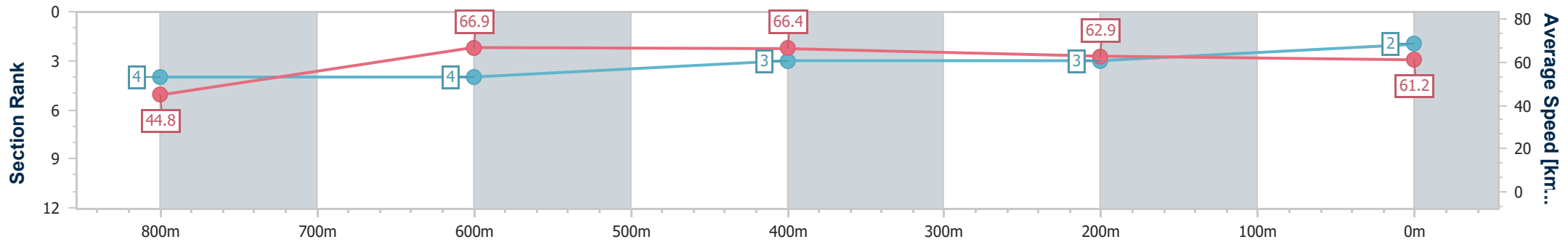
Race 7: HIGHFIELDS BUILDER Maiden Handicap - 870m

04 February 2023 - 21:15

Track Rating: Good 4, Weather: Fine, Rail Position: True Entire Course



Section	Overall	800m	600m	400m	200m
Section Times	0:50.82 [2] (0:05.64)	0:45.18 [4] (0:10.79)	0:34.39 [4] (0:11.02)	0:23.37 [3] (0:11.62)	0:11.75 [3] (0:11.75)
Average Speed [km/h]	44.8	66.9	66.4	62.9	61.2
Top Speed [km/h]	58.7	68.5	68.0	64.2	62.1
Avg. Dist. to Rail [m]	3.9	2.0	3.0	4.5	6.6
Avg. Stride Freq. [Hz]	2.1	2.2	2.3	2.1	2.2
Avg. Stride Length [m]	6.0	8.3	8.0	8.3	7.6



- [ ] Ranking at each section and finish
- .-.- No data available at this section
- NA No data available



Horse/Jockey Name	Chayse 'N' Menari
Final Rank	3
Fastest Section Time (Section)	0:06.09 (Overall)
Top Speed [km/h] (Section)	69.5 (800m)
Race State	Finished



### Toowoomba QLD Professional

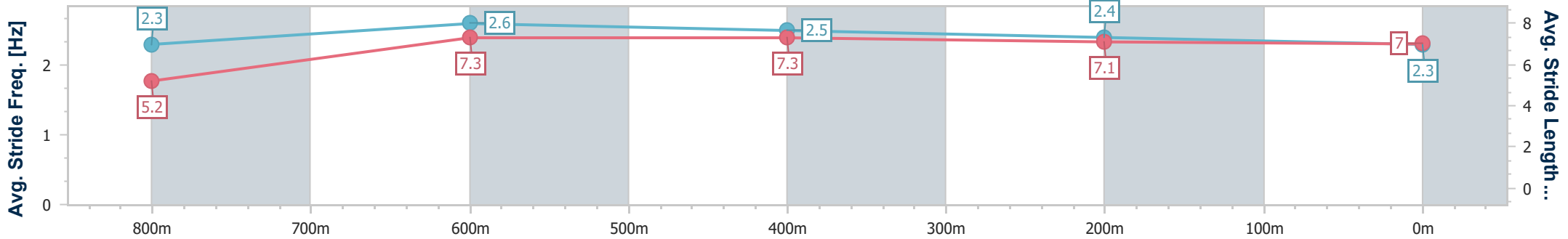
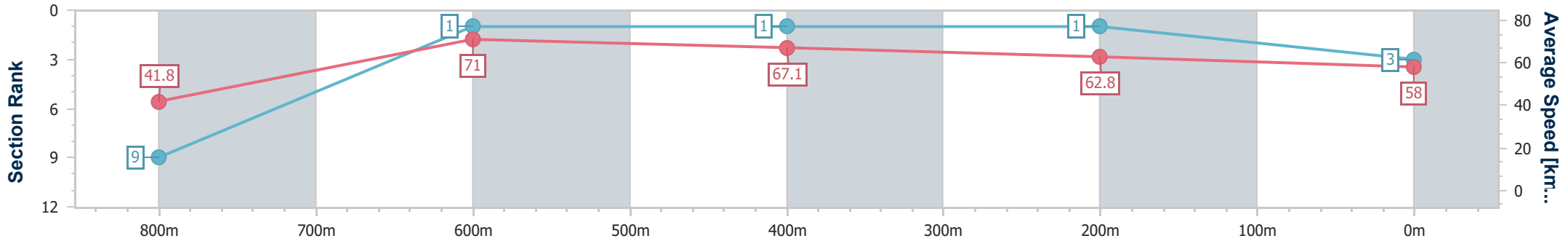
Race 7: HIGHFIELDS BUILDER Maiden Handicap - 870m

04 February 2023 - 21:15

Track Rating: Good 4, Weather: Fine, Rail Position: True Entire Course



Section	Overall	800m	600m	400m	200m
Section Times	0:50.88 [3] (0:06.09)	0:44.79 [9] (0:10.08)	0:34.71 [1] (0:10.78)	0:23.93 [1] (0:11.54)	0:12.39 [1] (0:12.39)
Average Speed [km/h]	41.8	71.0	67.1	62.8	58.0
Top Speed [km/h]	64.7	69.5	68.4	64.4	61.9
Avg. Dist. to Rail [m]	1.7	1.3	0.7	2.2	4.9
Avg. Stride Freq. [Hz]	2.3	2.6	2.5	2.4	2.3
Avg. Stride Length [m]	5.2	7.3	7.3	7.1	7.0



- [ ] Ranking at each section and finish
- .-.- No data available at this section
- NA No data available



Horse/Jockey Name	Templemore
Final Rank	4
Fastest Section Time (Section)	0:05.74 (Overall)
Top Speed [km/h] (Section)	68.6 (600m)
Race State	Finished



### Toowoomba QLD Professional

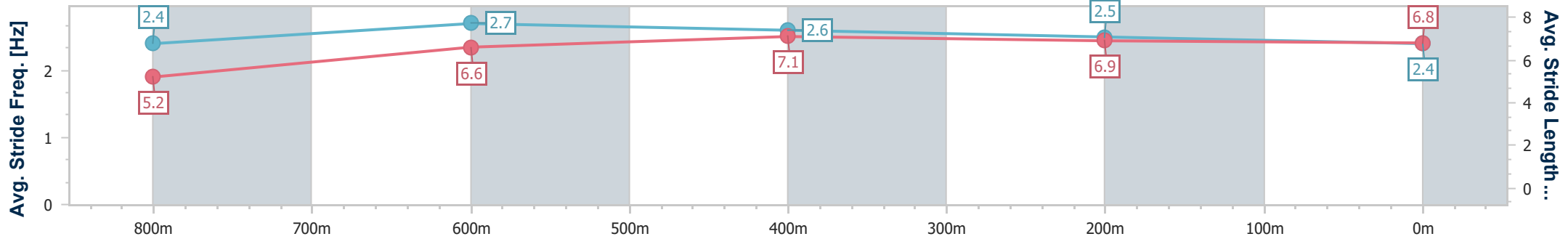
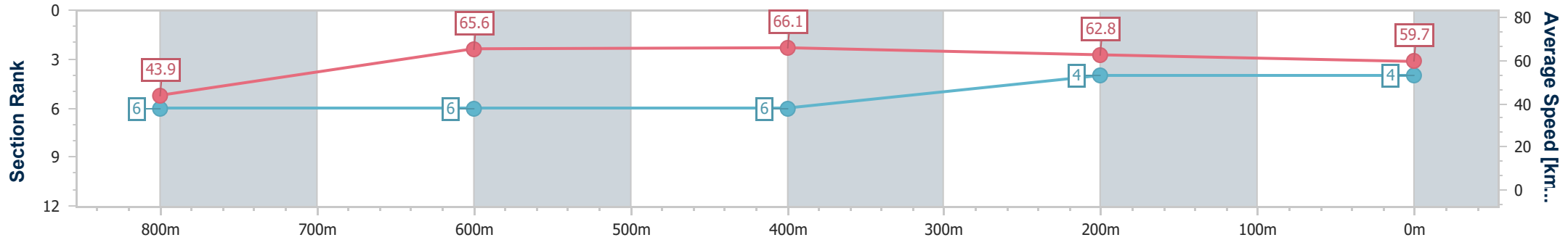
Race 7: HIGHFIELDS BUILDER Maiden Handicap - 870m

04 February 2023 - 21:15

Track Rating: Good 4, Weather: Fine, Rail Position: True Entire Course



Section	Overall	800m	600m	400m	200m
Section Times	0:51.51 [4] (0:05.74)	0:45.77 [6] (0:10.98)	0:34.79 [6] (0:11.07)	0:23.72 [6] (0:11.69)	0:12.03 [4] (0:12.03)
Average Speed [km/h]	43.9	65.6	66.1	62.8	59.7
Top Speed [km/h]	59.0	68.1	68.6	65.5	61.4
Avg. Dist. to Rail [m]	0.7	0.9	3.1	5.3	2.1
Avg. Stride Freq. [Hz]	2.4	2.7	2.6	2.5	2.4
Avg. Stride Length [m]	5.2	6.6	7.1	6.9	6.8



- [ ] Ranking at each section and finish
- .-.- No data available at this section
- NA No data available



Horse/Jockey Name	Apache Flash
Final Rank	5
Fastest Section Time (Section)	0:05.67 (Overall)
Top Speed [km/h] (Section)	67.6 (600m)
Race State	Finished



Toowoomba QLD Professional

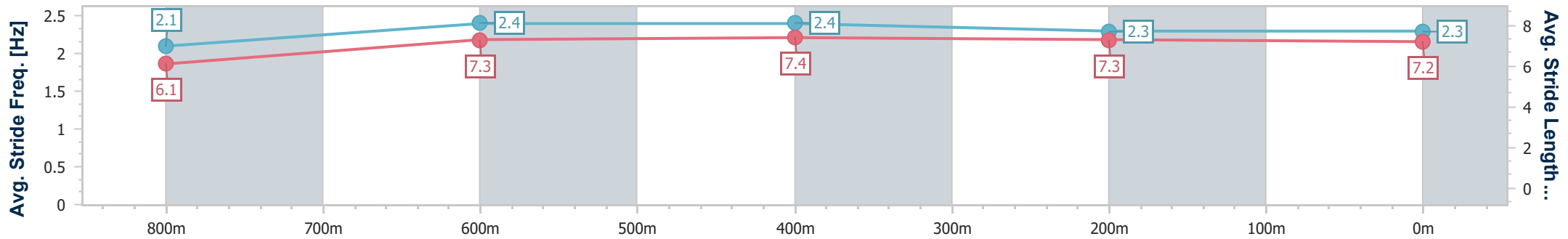
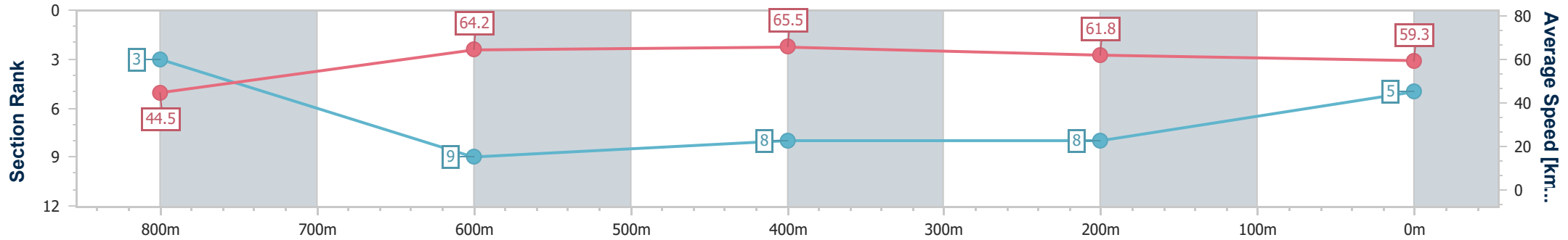
Race 7: HIGHFIELDS BUILDER Maiden Handicap - 870m

04 February 2023 - 21:15

Track Rating: Good 4, Weather: Fine, Rail Position: True Entire Course



Section	Overall	800m	600m	400m	200m
Section Times	0:51.80 [5] (0:05.67)	0:46.13 [3] (0:11.25)	0:34.88 [9] (0:11.05)	0:23.83 [8] (0:11.74)	0:12.09 [8] (0:12.09)
Average Speed [km/h]	44.5	64.2	65.5	61.8	59.3
Top Speed [km/h]	55.9	66.8	67.6	63.5	60.1
Avg. Dist. to Rail [m]	0.9	0.9	1.4	1.7	2.2
Avg. Stride Freq. [Hz]	2.1	2.4	2.4	2.3	2.3
Avg. Stride Length [m]	6.1	7.3	7.4	7.3	7.2



- [ ] Ranking at each section and finish
- .-.- No data available at this section
- NA No data available



Horse/Jockey Name	I'm Rushin
Final Rank	6
Fastest Section Time (Section)	0:05.22 (Overall)
Top Speed [km/h] (Section)	66.6 (800m)
Race State	Finished



### Toowoomba QLD Professional

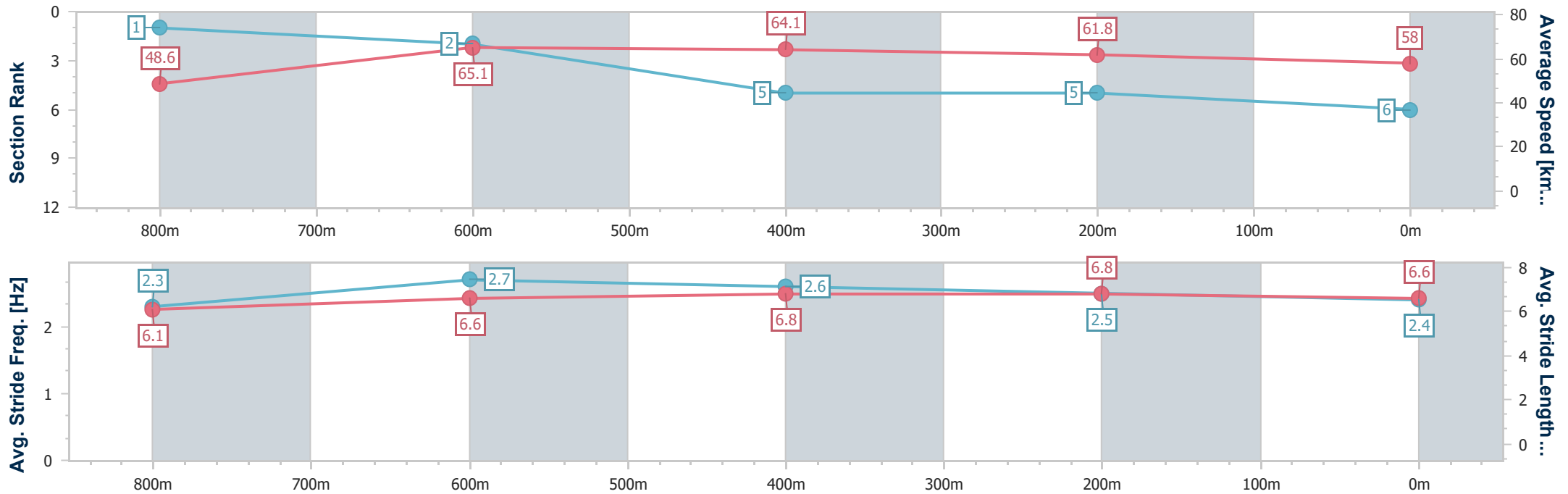
Race 7: HIGHFIELDS BUILDER Maiden Handicap - 870m

04 February 2023 - 21:15

Track Rating: Good 4, Weather: Fine, Rail Position: True Entire Course



Section	Overall	800m	600m	400m	200m
Section Times	0:51.87 [6] (0:05.22)	0:46.65 [1] (0:11.10)	0:35.55 [2] (0:11.38)	0:24.17 [5] (0:11.76)	0:12.41 [5] (0:12.41)
Average Speed [km/h]	48.6	65.1	64.1	61.8	58.0
Top Speed [km/h]	58.2	66.6	66.3	63.6	60.7
Avg. Dist. to Rail [m]	1.0	2.7	2.4	2.7	1.1
Avg. Stride Freq. [Hz]	2.3	2.7	2.6	2.5	2.4
Avg. Stride Length [m]	6.1	6.6	6.8	6.8	6.6



- [ ] Ranking at each section and finish
- .-.- No data available at this section
- NA No data available



Horse/Jockey Name	Positive Reward
Final Rank	7
Fastest Section Time (Section)	0:05.90 (Overall)
Top Speed [km/h] (Section)	69.3 (800m)
Race State	Finished



### Toowoomba QLD Professional

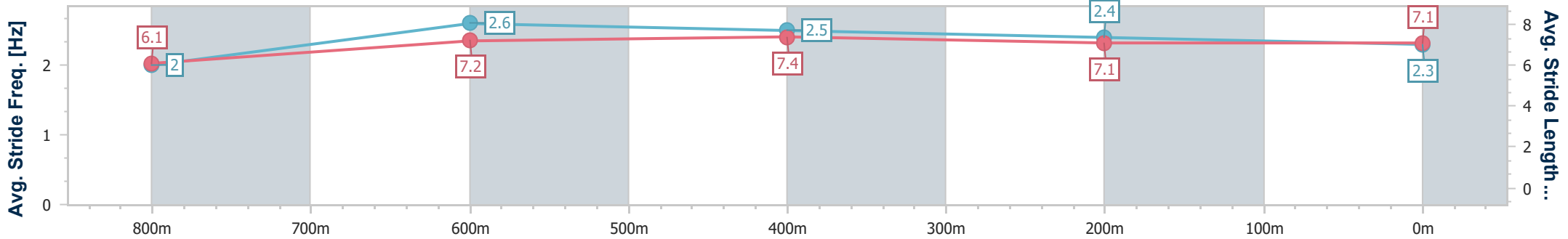
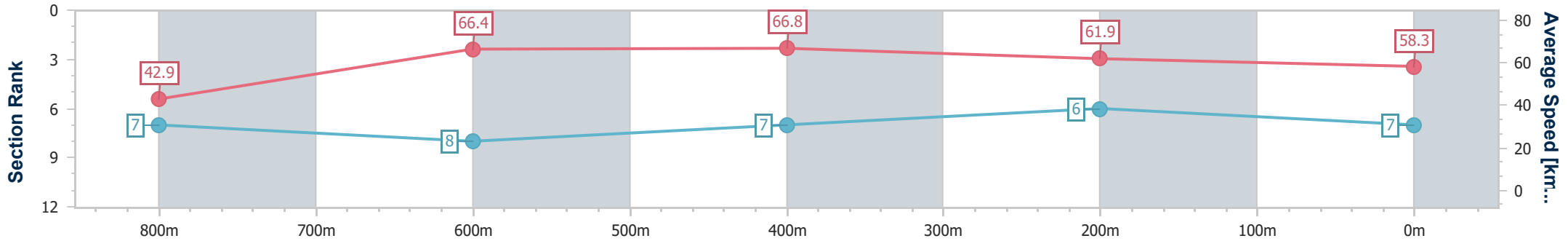
Race 7: HIGHFIELDS BUILDER Maiden Handicap - 870m

04 February 2023 - 21:15

Track Rating: Good 4, Weather: Fine, Rail Position: True Entire Course



Section	Overall	800m	600m	400m	200m
Section Times	0:52.05 [7] (0:05.90)	0:46.15 [7] (0:10.93)	0:35.22 [8] (0:11.10)	0:24.12 [7] (0:11.80)	0:12.32 [6] (0:12.32)
Average Speed [km/h]	42.9	66.4	66.8	61.9	58.3
Top Speed [km/h]	59.3	69.3	68.6	64.6	59.9
Avg. Dist. to Rail [m]	4.8	4.9	5.7	4.3	4.1
Avg. Stride Freq. [Hz]	2.0	2.6	2.5	2.4	2.3
Avg. Stride Length [m]	6.1	7.2	7.4	7.1	7.1



- [ ] Ranking at each section and finish
- .-.- No data available at this section
- NA No data available





Horse/Jockey Name	Showroad
Final Rank	8
Fastest Section Time (Section)	0:05.70 (Overall)
Top Speed [km/h] (Section)	68.3 (600m)
Race State	Finished



### Toowoomba QLD Professional

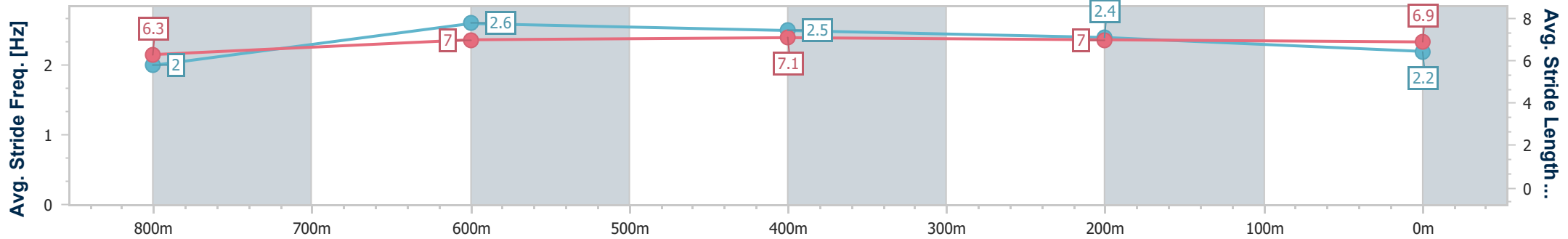
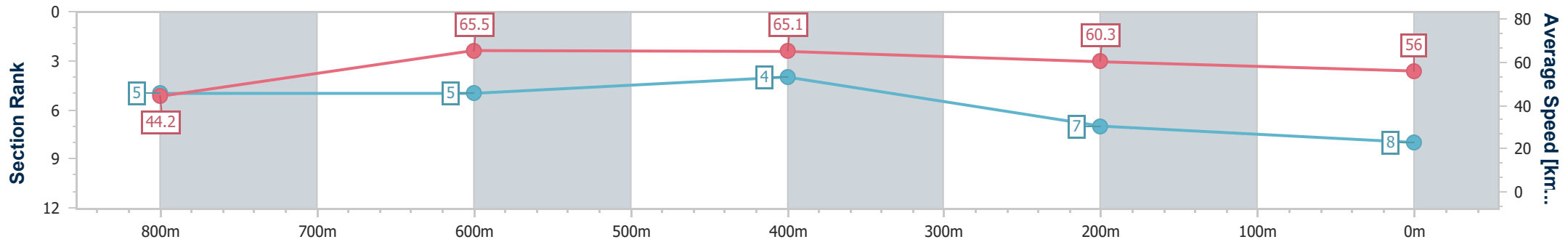
Race 7: HIGHFIELDS BUILDER Maiden Handicap - 870m

04 February 2023 - 21:15

Track Rating: Good 4, Weather: Fine, Rail Position: True Entire Course



Section	Overall	800m	600m	400m	200m
Section Times	0:52.56 [8] (0:05.70)	0:46.86 [5] (0:11.01)	0:35.85 [5] (0:11.04)	0:24.81 [4] (0:11.95)	0:12.86 [7] (0:12.86)
Average Speed [km/h]	44.2	65.5	65.1	60.3	56.0
Top Speed [km/h]	57.0	67.8	68.3	62.3	57.9
Avg. Dist. to Rail [m]	0.6	0.4	0.4	0.5	1.4
Avg. Stride Freq. [Hz]	2.0	2.6	2.5	2.4	2.2
Avg. Stride Length [m]	6.3	7.0	7.1	7.0	6.9



- [ ] Ranking at each section and finish
- .-.- No data available at this section
- NA No data available



Horse/Jockey Name	Royal Midnight
Final Rank	9
Fastest Section Time (Section)	0:05.93 (Overall)
Top Speed [km/h] (Section)	68.7 (800m)
Race State	Finished



Toowoomba QLD Professional

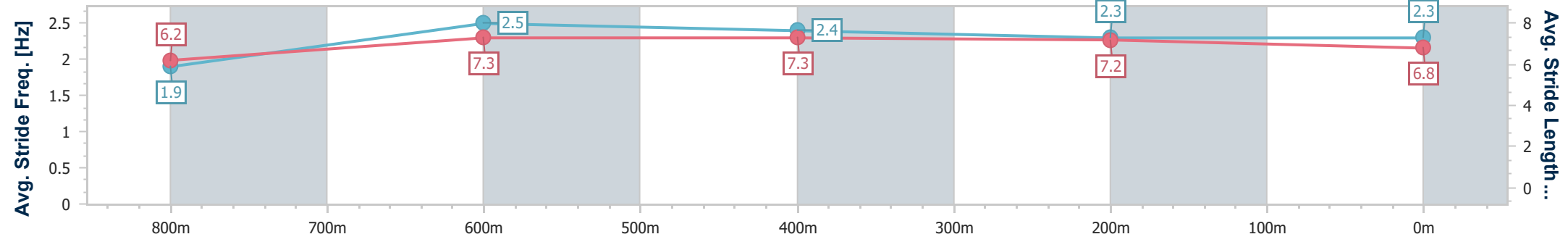
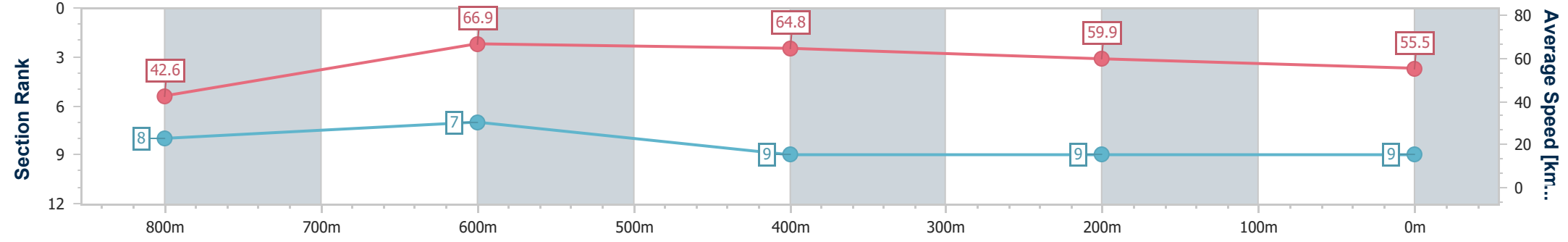
Race 7: HIGHFIELDS BUILDER Maiden Handicap - 870m

04 February 2023 - 21:15

Track Rating: Good 4, Weather: Fine, Rail Position: True Entire Course



Section	Overall	800m	600m	400m	200m
Section Times	0:53.03 [9] (0:05.93)	0:47.10 [8] (0:10.81)	0:36.29 [7] (0:11.28)	0:25.01 [9] (0:12.06)	0:12.95 [9] (0:12.95)
Average Speed [km/h]	42.6	66.9	64.8	59.9	55.5
Top Speed [km/h]	60.7	68.7	67.5	62.5	56.8
Avg. Dist. to Rail [m]	0.6	1.8	2.9	1.4	2.8
Avg. Stride Freq. [Hz]	1.9	2.5	2.4	2.3	2.3
Avg. Stride Length [m]	6.2	7.3	7.3	7.2	6.8



- [ ] Ranking at each section and finish
- .-.- No data available at this section
- NA No data available