



Toowoomba QLD Professional

Race 3: MOCO FOOD SERVICES BENCHMARK 58 Handicap - 1200m

11 February 2023 - 18:35



Track Rating: Good 4, Weather: Fine, Rail Position: +3m Entire

Section		Overall	1000m	800m	600m	400m	200m	Last 600m				
Field Times		1:13.65 (0:13.18)	1:00.47 (0:11.44)	0:49.03 (0:11.81)	0:37.22 (0:12.30)	0:24.92 (0:12.32)	0:12.60 (0:12.60)	0:37.22				
Rank	TAB Horse/Jockey	Barrier	Top Speed [km/h]	Fastest Section								Distance Travelled [m]
1	6 GOT THE LOT Montanna Savva	9	70.2 1000m	0:10.99 1000m	1:13.65 [1] (0:14.27)	0:59.38 [7] (0:10.99)	0:48.39 [7] (0:11.76)	0:36.63 [7] (0:12.25)	0:24.38 [6] (0:12.28)	0:12.10 [5] (0:12.10)	0:36.63	
2	5 THUNDER MOON Wanderson D'Avila	1	67.0 Overall	0:11.44 1000m	1:13.67 [2] (0:13.18)	1:00.49 [1] (0:11.44)	0:49.05 [1] (0:11.81)	0:37.24 [1] (0:12.30)	0:24.94 [1] (0:12.32)	0:12.62 [1] (0:12.62)	0:37.24	-2
3	3 UNCLE BUD Alisha Donald	8	66.3 1000m	0:11.28 1000m	1:13.69 [3] (0:13.71)	0:59.98 [5] (0:11.28)	0:48.70 [5] (0:11.80)	0:36.90 [5] (0:12.36)	0:24.54 [5] (0:12.16)	0:12.38 [3] (0:12.38)	0:36.90	-2
4	9 MONTANA LADY Georgina Cartwright	2	67.3 Overall	0:11.34 1000m	1:13.90 [4] (0:13.65)	1:00.25 [4] (0:11.34)	0:48.91 [4] (0:11.72)	0:37.19 [3] (0:12.06)	0:25.13 [2] (0:12.42)	0:12.71 [2] (0:12.71)	0:37.19	-6
5	7 SETHLANS Adam Sewell	10	66.2 1000m	0:11.11 1000m	1:13.92 [5] (0:14.38)	0:59.54 [8] (0:11.11)	0:48.43 [8] (0:11.62)	0:36.81 [8] (0:12.25)	0:24.56 [7] (0:12.24)	0:12.32 [6] (0:12.32)	0:36.81	+0
6	4 DROP THE PILOT Josh Adams	7	65.3 1000m	0:11.25 1000m	1:13.95 [6] (0:14.72)	0:59.23 [9] (0:11.25)	0:47.98 [9] (0:11.42)	0:36.56 [9] (0:12.11)	0:24.45 [8] (0:12.42)	0:12.03 [8] (0:12.03)	0:36.56	-3
7	10 CHOSEN DISTANCE Isabella Rabjones	6	66.5 1000m	0:11.29 1000m	1:14.20 [7] (0:13.78)	1:00.42 [6] (0:11.29)	0:49.13 [6] (0:11.86)	0:37.27 [6] (0:12.18)	0:25.09 [4] (0:12.35)	0:12.74 [4] (0:12.74)	0:37.27	-7
8	2 GALACTUS Heidi Gillie	4	67.2 1000m	0:11.30 1000m	1:14.67 [8] (0:13.62)	1:01.05 [3] (0:11.30)	0:49.75 [3] (0:11.82)	0:37.93 [4] (0:12.14)	0:25.79 [3] (0:12.79)	0:13.00 [7] (0:13.00)	0:37.93	+3
9	8 BEYONDTASTIC Sariah Champkin	3	66.2 Overall	0:11.28 1000m	1:15.67 [9] (0:13.39)	1:02.28 [2] (0:11.28)	0:51.00 [2] (0:11.95)	0:39.05 [2] (0:12.93)	0:26.12 [9] (0:12.89)	0:13.23 [9] (0:13.23)	0:39.05	+4

Scratched: Eelloh (#1)

[] Ranking at each section and finish
 -:-:- No data available at this section
 NA No data available

SCN Saddle cloth number
 DNF Did not finish
 DNT Did not track



Horse/Jockey Name	Got The Lot
Final Rank	1
Fastest Section Time (Section)	0:10.99 (1000m)
Top Speed [km/h] (Section)	70.2 (1000m)
Race State	Finished



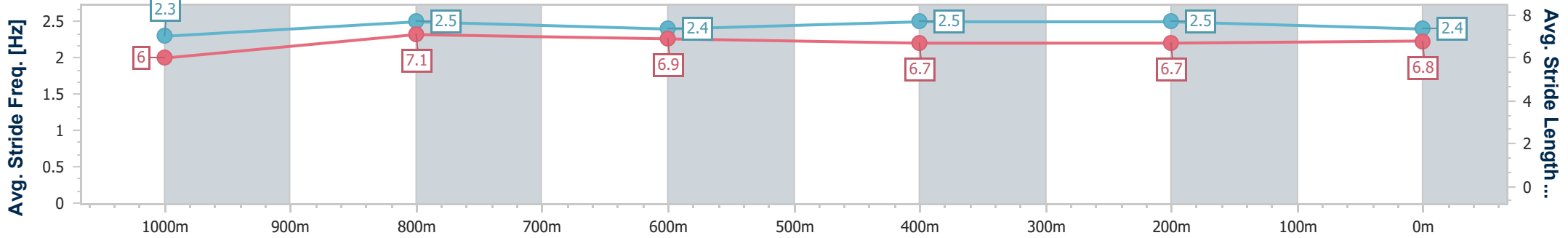
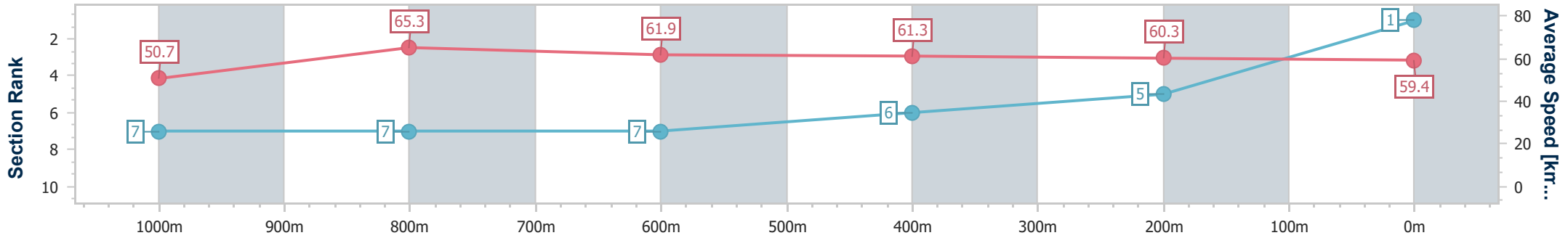
Toowoomba QLD Professional
Race 3: MOCO FOOD SERVICES BENCHMARK 58 Handicap - 1200m



11 February 2023 - 18:35

Track Rating: Good 4, Weather: Fine, Rail Position: +3m Entire

Section	Overall	1000m	800m	600m	400m	200m
Section Times	1:13.65 [1] (0:14.27)	0:59.38 [7] (0:10.99)	0:48.39 [7] (0:11.76)	0:36.63 [7] (0:12.25)	0:24.38 [6] (0:12.28)	0:12.10 [5] (0:12.10)
Average Speed [km/h]	50.7	65.3	61.9	61.3	60.3	59.4
Top Speed [km/h]	66.3	70.2	63.9	63.8	61.5	61.6
Avg. Dist. to Rail [m]	12.4	1.6	4.8	8.2	7.8	6.3
Avg. Stride Freq. [Hz]	2.3	2.5	2.4	2.5	2.5	2.4
Avg. Stride Length [m]	6.0	7.1	6.9	6.7	6.7	6.8



- [] Ranking at each section and finish
- .-.- No data available at this section
- NA No data available



Horse/Jockey Name	Thunder Moon
Final Rank	2
Fastest Section Time (Section)	0:11.44 (1000m)
Top Speed [km/h] (Section)	67.0 (Overall)
Race State	Finished



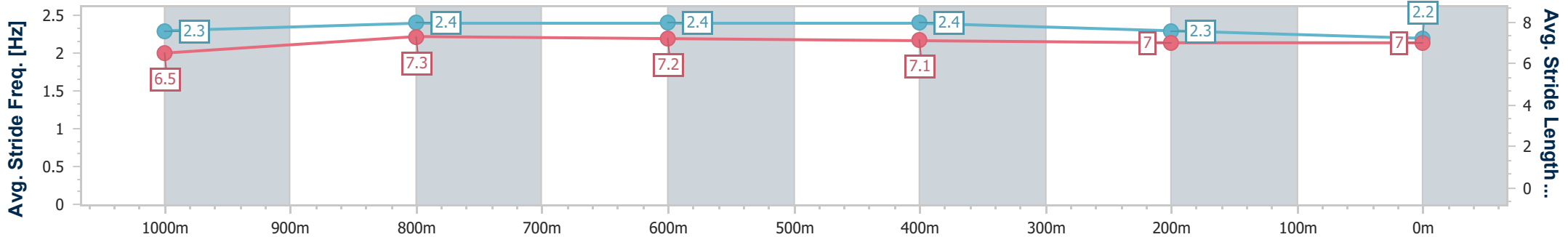
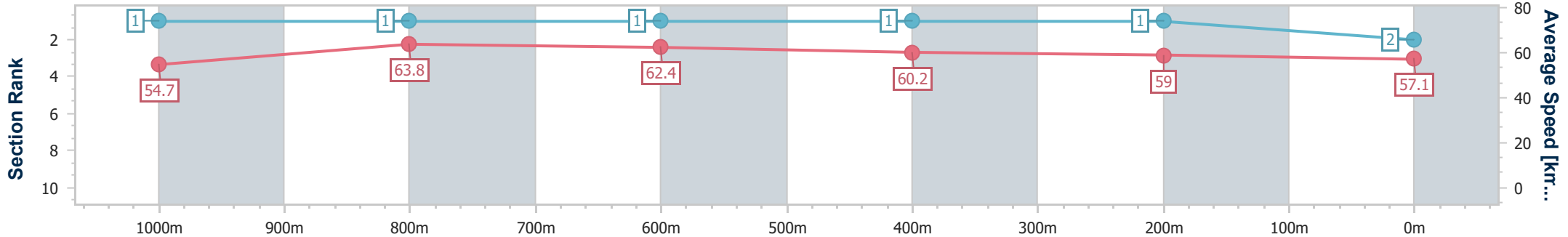
Toowoomba QLD Professional
Race 3: MOCO FOOD SERVICES BENCHMARK 58 Handicap - 1200m



11 February 2023 - 18:35

Track Rating: Good 4, Weather: Fine, Rail Position: +3m Entire

Section	Overall	1000m	800m	600m	400m	200m
Section Times	1:13.67 [2] (0:13.18)	1:00.49 [1] (0:11.44)	0:49.05 [1] (0:11.81)	0:37.24 [1] (0:12.30)	0:24.94 [1] (0:12.32)	0:12.62 [1] (0:12.62)
Average Speed [km/h]	54.7	63.8	62.4	60.2	59.0	57.1
Top Speed [km/h]	67.0	66.8	63.0	61.8	59.8	58.5
Avg. Dist. to Rail [m]	3.3	4.5	6.5	5.5	3.3	4.4
Avg. Stride Freq. [Hz]	2.3	2.4	2.4	2.4	2.3	2.2
Avg. Stride Length [m]	6.5	7.3	7.2	7.1	7.0	7.0



- [] Ranking at each section and finish
- .-.- No data available at this section
- NA No data available



Horse/Jockey Name	Uncle Bud
Final Rank	3
Fastest Section Time (Section)	0:11.28 (1000m)
Top Speed [km/h] (Section)	66.3 (1000m)
Race State	Finished



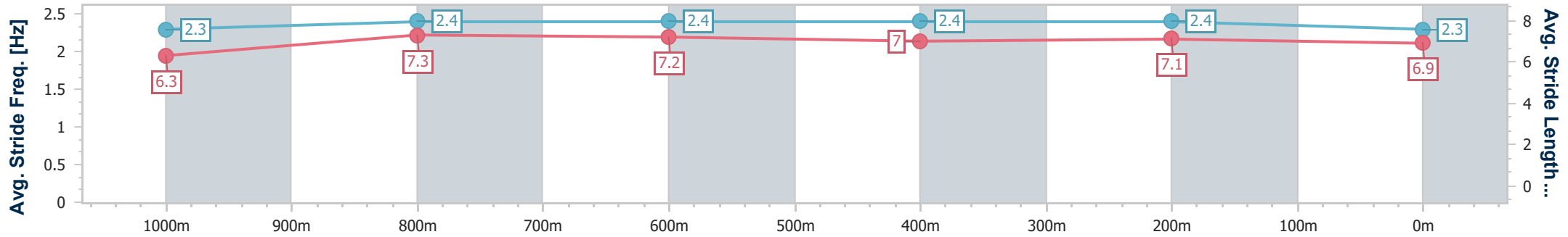
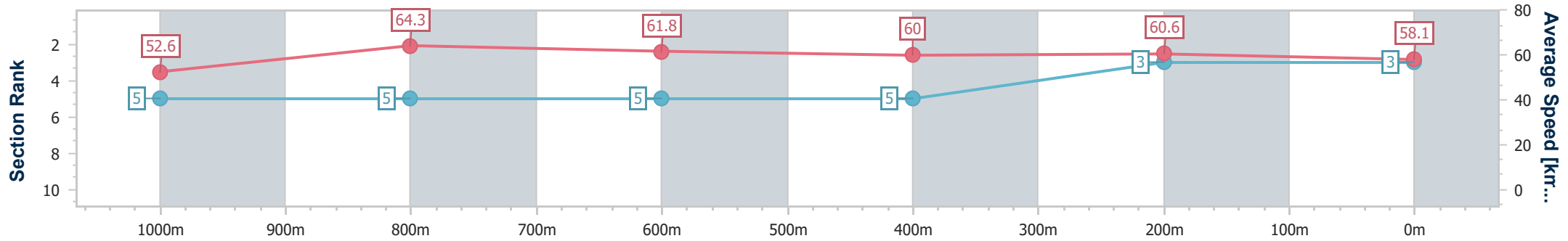
Toowoomba QLD Professional
Race 3: MOCO FOOD SERVICES BENCHMARK 58 Handicap - 1200m



11 February 2023 - 18:35

Track Rating: Good 4, Weather: Fine, Rail Position: +3m Entire

Section	Overall	1000m	800m	600m	400m	200m
Section Times	1:13.69 [3] (0:13.71)	0:59.98 [5] (0:11.28)	0:48.70 [5] (0:11.80)	0:36.90 [5] (0:12.36)	0:24.54 [5] (0:12.16)	0:12.38 [3] (0:12.38)
Average Speed [km/h]	52.6	64.3	61.8	60.0	60.6	58.1
Top Speed [km/h]	63.9	66.3	63.5	62.7	62.1	59.8
Avg. Dist. to Rail [m]	8.5	2.5	3.7	5.9	6.7	8.1
Avg. Stride Freq. [Hz]	2.3	2.4	2.4	2.4	2.4	2.3
Avg. Stride Length [m]	6.3	7.3	7.2	7.0	7.1	6.9



- [] Ranking at each section and finish
- .-.- No data available at this section
- NA No data available



Horse/Jockey Name	Montana Lady
Final Rank	4
Fastest Section Time (Section)	0:11.34 (1000m)
Top Speed [km/h] (Section)	67.3 (Overall)
Race State	Finished



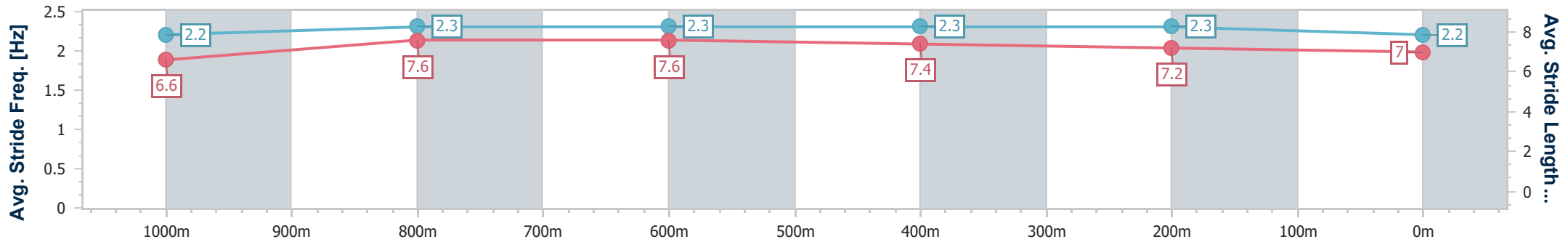
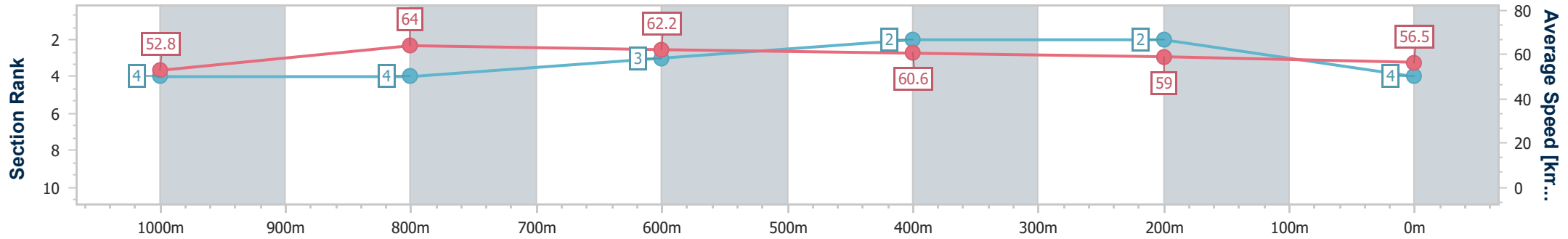
Toowoomba QLD Professional
Race 3: MOCO FOOD SERVICES BENCHMARK 58 Handicap - 1200m



11 February 2023 - 18:35

Track Rating: Good 4, Weather: Fine, Rail Position: +3m Entire

Section	Overall	1000m	800m	600m	400m	200m
Section Times	1:13.90 [4] (0:13.65)	1:00.25 [4] (0:11.34)	0:48.91 [4] (0:11.72)	0:37.19 [3] (0:12.06)	0:25.13 [2] (0:12.42)	0:12.71 [2] (0:12.71)
Average Speed [km/h]	52.8	64.0	62.2	60.6	59.0	56.5
Top Speed [km/h]	67.3	66.0	63.3	63.0	60.3	58.3
Avg. Dist. to Rail [m]	4.6	3.1	3.3	2.8	5.3	5.4
Avg. Stride Freq. [Hz]	2.2	2.3	2.3	2.3	2.3	2.2
Avg. Stride Length [m]	6.6	7.6	7.6	7.4	7.2	7.0



- [] Ranking at each section and finish
- .-.- No data available at this section
- NA No data available



Horse/Jockey Name	Sethlans
Final Rank	5
Fastest Section Time (Section)	0:11.11 (1000m)
Top Speed [km/h] (Section)	66.2 (1000m)
Race State	Finished



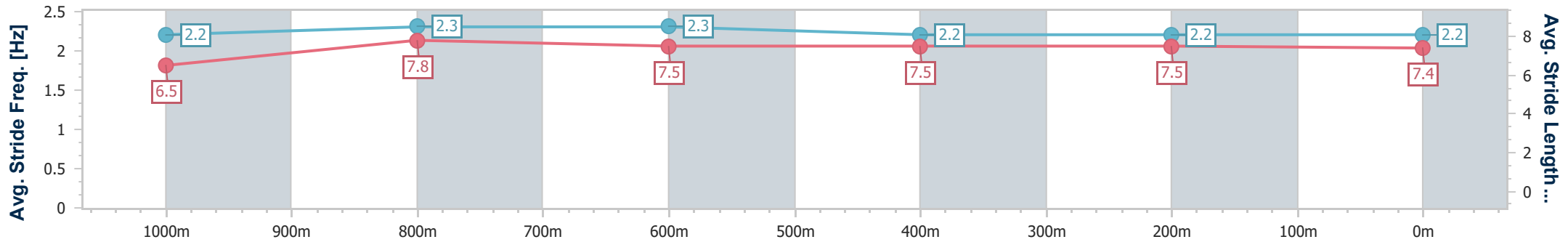
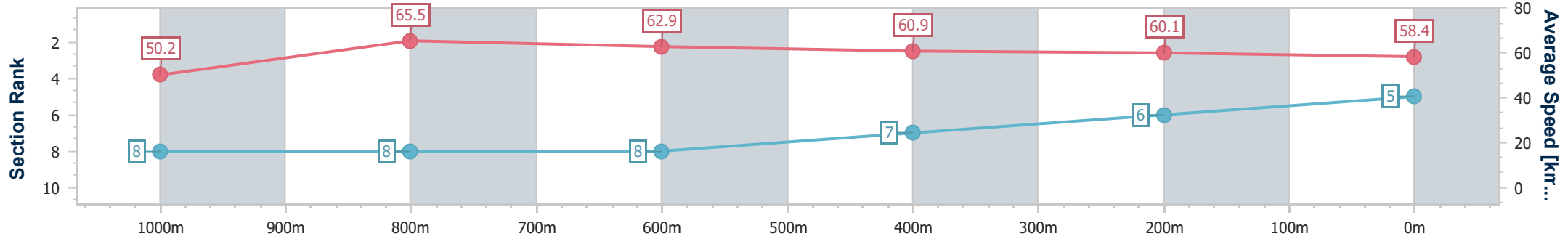
Toowoomba QLD Professional
Race 3: MOCO FOOD SERVICES BENCHMARK 58 Handicap - 1200m



11 February 2023 - 18:35

Track Rating: Good 4, Weather: Fine, Rail Position: +3m Entire

Section	Overall	1000m	800m	600m	400m	200m
Section Times	1:13.92 [5] (0:14.38)	0:59.54 [8] (0:11.11)	0:48.43 [8] (0:11.62)	0:36.81 [8] (0:12.25)	0:24.56 [7] (0:12.24)	0:12.32 [6] (0:12.32)
Average Speed [km/h]	50.2	65.5	62.9	60.9	60.1	58.4
Top Speed [km/h]	63.7	66.2	64.2	62.6	61.7	59.9
Avg. Dist. to Rail [m]	10.5	3.5	4.7	6.9	5.9	7.7
Avg. Stride Freq. [Hz]	2.2	2.3	2.3	2.2	2.2	2.2
Avg. Stride Length [m]	6.5	7.8	7.5	7.5	7.5	7.4



- [] Ranking at each section and finish
- .-.- No data available at this section
- NA No data available



Horse/Jockey Name	Drop The Pilot
Final Rank	6
Fastest Section Time (Section)	0:11.25 (1000m)
Top Speed [km/h] (Section)	65.3 (1000m)
Race State	Finished



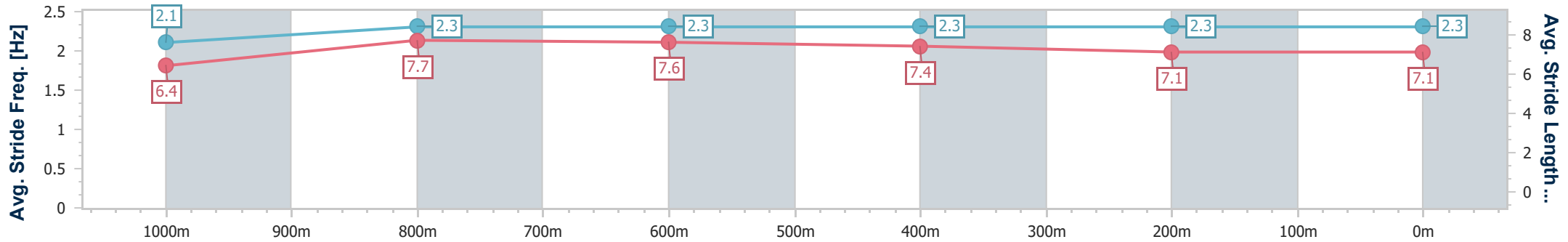
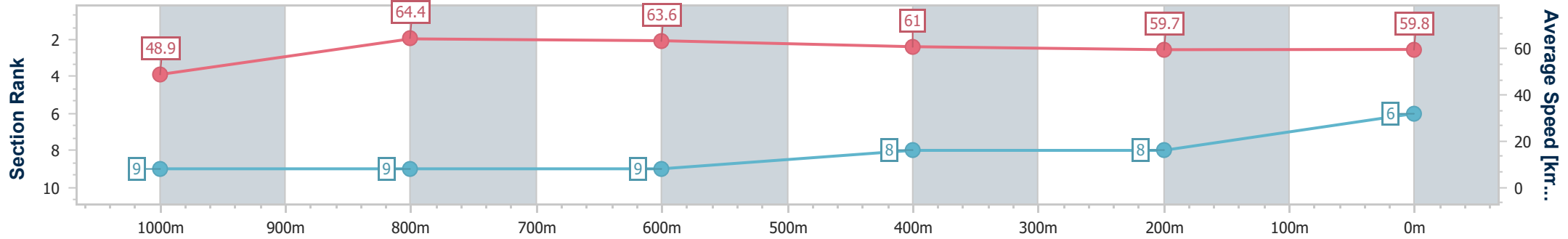
Toowoomba QLD Professional
Race 3: MOCO FOOD SERVICES BENCHMARK 58 Handicap - 1200m



11 February 2023 - 18:35

Track Rating: Good 4, Weather: Fine, Rail Position: +3m Entire

Section	Overall	1000m	800m	600m	400m	200m
Section Times	1:13.95 [6] (0:14.72)	0:59.23 [9] (0:11.25)	0:47.98 [9] (0:11.42)	0:36.56 [9] (0:12.11)	0:24.45 [8] (0:12.42)	0:12.03 [8] (0:12.03)
Average Speed [km/h]	48.9	64.4	63.6	61.0	59.7	59.8
Top Speed [km/h]	63.6	65.3	65.3	62.8	60.4	60.0
Avg. Dist. to Rail [m]	4.7	1.6	2.8	4.8	8.8	10.6
Avg. Stride Freq. [Hz]	2.1	2.3	2.3	2.3	2.3	2.3
Avg. Stride Length [m]	6.4	7.7	7.6	7.4	7.1	7.1



- [] Ranking at each section and finish
- .-.- No data available at this section
- NA No data available



Horse/Jockey Name	Chosen Distance
Final Rank	7
Fastest Section Time (Section)	0:11.29 (1000m)
Top Speed [km/h] (Section)	66.5 (1000m)
Race State	Finished



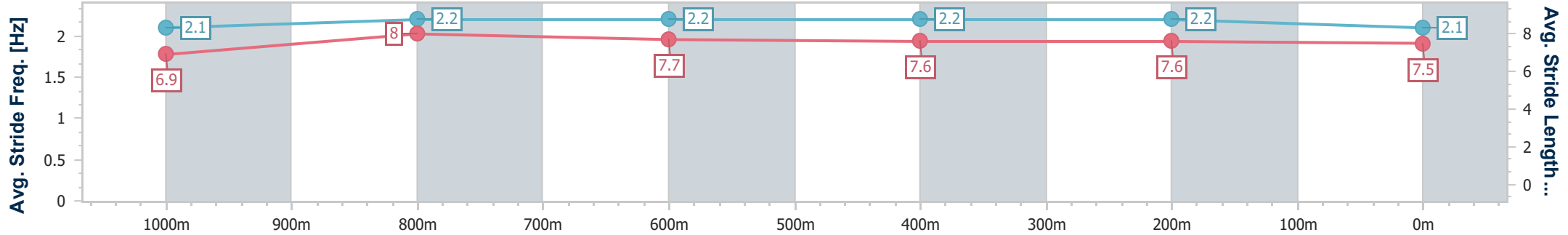
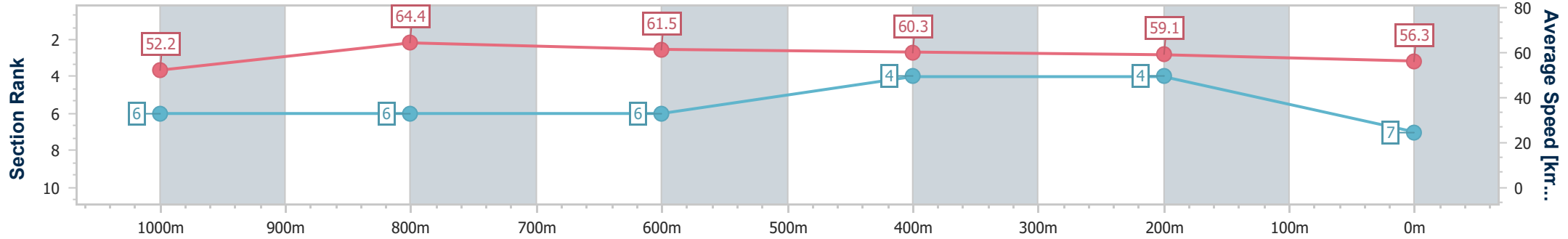
Toowoomba QLD Professional
Race 3: MOCO FOOD SERVICES BENCHMARK 58 Handicap - 1200m



11 February 2023 - 18:35

Track Rating: Good 4, Weather: Fine, Rail Position: +3m Entire

Section	Overall	1000m	800m	600m	400m	200m
Section Times	1:14.20 [7] (0:13.78)	1:00.42 [6] (0:11.29)	0:49.13 [6] (0:11.86)	0:37.27 [6] (0:12.18)	0:25.09 [4] (0:12.35)	0:12.74 [4] (0:12.74)
Average Speed [km/h]	52.2	64.4	61.5	60.3	59.1	56.3
Top Speed [km/h]	64.6	66.5	62.8	61.5	60.2	58.3
Avg. Dist. to Rail [m]	6.9	2.3	3.9	3.5	4.3	4.7
Avg. Stride Freq. [Hz]	2.1	2.2	2.2	2.2	2.2	2.1
Avg. Stride Length [m]	6.9	8.0	7.7	7.6	7.6	7.5



- [] Ranking at each section and finish
- .-.- No data available at this section
- NA No data available



Horse/Jockey Name	Galactus
Final Rank	8
Fastest Section Time (Section)	0:11.30 (1000m)
Top Speed [km/h] (Section)	67.2 (1000m)
Race State	Finished



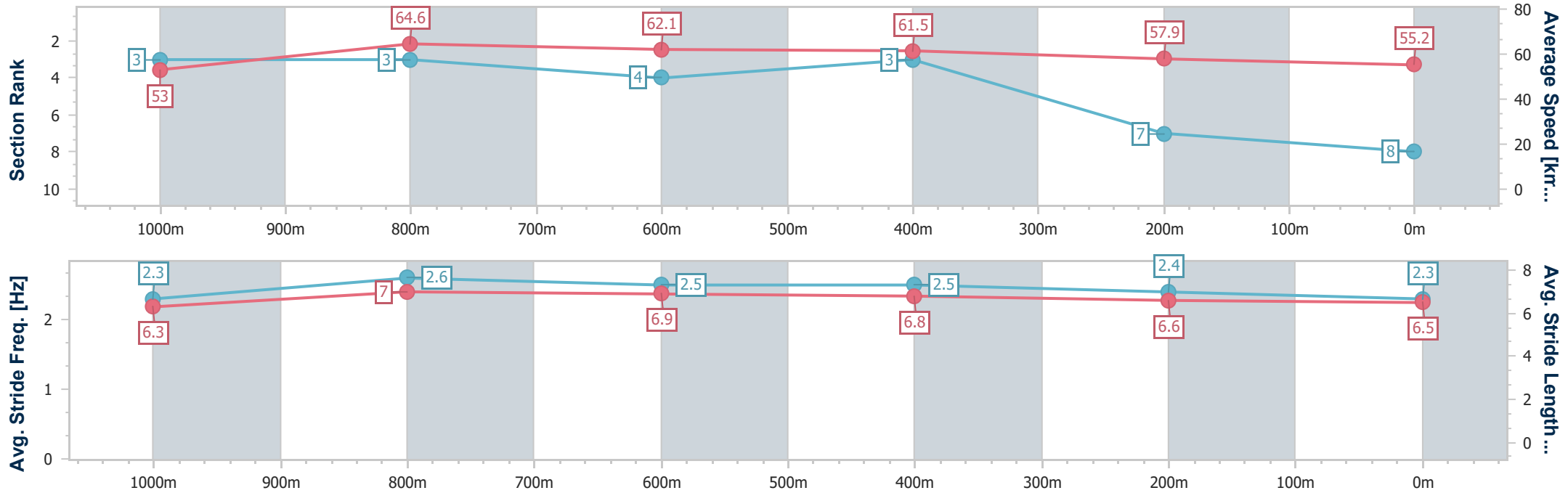
Toowoomba QLD Professional
Race 3: MOCO FOOD SERVICES BENCHMARK 58 Handicap - 1200m



11 February 2023 - 18:35

Track Rating: Good 4, Weather: Fine, Rail Position: +3m Entire

Section	Overall	1000m	800m	600m	400m	200m
Section Times	1:14.67 [8] (0:13.62)	1:01.05 [3] (0:11.30)	0:49.75 [3] (0:11.82)	0:37.93 [4] (0:12.14)	0:25.79 [3] (0:12.79)	0:13.00 [7] (0:13.00)
Average Speed [km/h]	53.0	64.6	62.1	61.5	57.9	55.2
Top Speed [km/h]	66.6	67.2	63.7	63.1	59.9	57.1
Avg. Dist. to Rail [m]	8.2	4.9	5.6	6.8	7.5	5.9
Avg. Stride Freq. [Hz]	2.3	2.6	2.5	2.5	2.4	2.3
Avg. Stride Length [m]	6.3	7.0	6.9	6.8	6.6	6.5



- [] Ranking at each section and finish
- .-.- No data available at this section
- NA No data available



Horse/Jockey Name	Beyondtastic
Final Rank	9
Fastest Section Time (Section)	0:11.28 (1000m)
Top Speed [km/h] (Section)	66.2 (Overall)
Race State	Finished



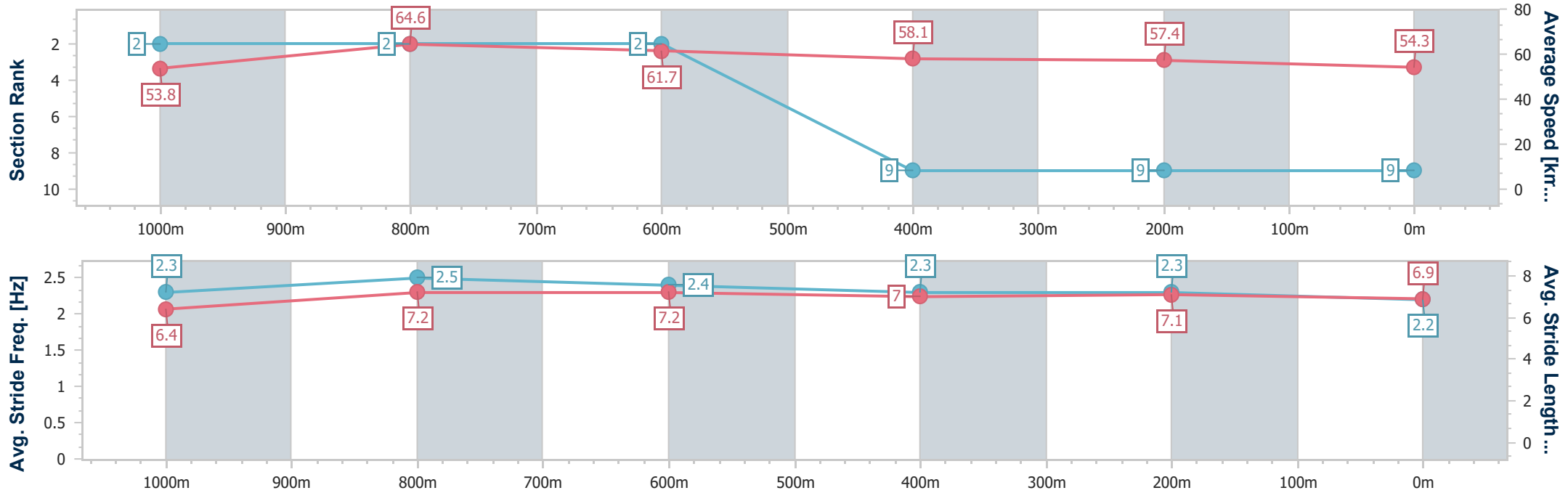
Toowoomba QLD Professional
Race 3: MOCO FOOD SERVICES BENCHMARK 58 Handicap - 1200m



11 February 2023 - 18:35

Track Rating: Good 4, Weather: Fine, Rail Position: +3m Entire

Section	Overall	1000m	800m	600m	400m	200m
Section Times	1:15.67 [9] (0:13.39)	1:02.28 [2] (0:11.28)	0:51.00 [2] (0:11.95)	0:39.05 [2] (0:12.93)	0:26.12 [9] (0:12.89)	0:13.23 [9] (0:13.23)
Average Speed [km/h]	53.8	64.6	61.7	58.1	57.4	54.3
Top Speed [km/h]	66.2	65.9	62.7	61.8	58.6	55.9
Avg. Dist. to Rail [m]	6.2	3.9	6.9	8.6	7.9	8.1
Avg. Stride Freq. [Hz]	2.3	2.5	2.4	2.3	2.3	2.2
Avg. Stride Length [m]	6.4	7.2	7.2	7.0	7.1	6.9



- [] Ranking at each section and finish
- .-.- No data available at this section
- NA No data available