



Toowoomba QLD Professional

Race 7: 1EQUINE - FOR THE EQUINE ATHLETE Maiden Plate - 1625m

11 February 2023 - 21:18



Track Rating: Good 4, Weather: Fine, Rail Position: +3m Entire

Section														
Field Times	Overall	1400m	1200m	1000m	800m	600m	400m	Last 600m						
	1:42.63 (0:14.59)	1:28.04 (0:11.37)	1:16.67 (0:12.39)	1:04.28 (0:13.28)	0:51.00 (0:12.98)	0:38.02 (0:12.79)	0:25.23 (0:12.76)	0:38.02						
Rank	TAB	Horse/Jockey	Barrier	Top Speed [km/h]	Fastest Section									Distance Travelled [m]
1	9	IRISH SALLY	11	65.3	0:11.72	1:42.63 [1]	1:27.86 [3]	1:16.14 [4]	1:03.72 [4]	0:50.60 [2]	0:37.90 [3]	0:25.23 [1]	0:37.90	
		Alisha Donald		Overall	1400m	(0:14.77)	(0:11.72)	(0:12.42)	(0:13.12)	(0:12.70)	(0:12.67)	(0:12.76)		
2	5	DUCHESS BREE	8	64.8	0:11.67	1:42.76 [2]	1:27.46 [7]	1:15.79 [7]	1:03.41 [7]	0:50.17 [7]	0:37.48 [7]	0:24.90 [5]	0:37.48	-3
		Montanna Savva		Overall	1400m	(0:15.30)	(0:11.67)	(0:12.38)	(0:13.24)	(0:12.69)	(0:12.58)	(0:12.50)		
3	2	LUCASAYD	5	63.4	0:11.81	1:42.99 [3]	1:27.45 [8]	1:15.64 [8]	1:03.41 [8]	0:50.24 [8]	0:37.54 [8]	0:24.89 [7]	0:37.54	+1
		Anthony Allen		Overall	1400m	(0:15.54)	(0:11.81)	(0:12.23)	(0:13.17)	(0:12.70)	(0:12.65)	(0:12.79)		
4	1	A DEVIL'S CHANCE	10	62.4	0:12.03	1:43.14 [4]	1:27.51 [9]	1:15.48 [9]	1:03.33 [9]	0:50.18 [9]	0:37.55 [9]	0:24.70 [8]	0:37.55	+5
		John Kissick		1400m	1400m	(0:15.63)	(0:12.03)	(0:12.15)	(0:13.15)	(0:12.63)	(0:12.85)	(0:12.54)		
5	6	EPIC LOVE	1	65.3	0:11.75	1:43.19 [5]	1:28.01 [6]	1:16.26 [6]	1:03.95 [6]	0:50.61 [6]	0:38.10 [5]	0:25.15 [6]	0:38.10	+1
		Gary Geran		Overall	1400m	(0:15.18)	(0:11.75)	(0:12.31)	(0:13.34)	(0:12.51)	(0:12.95)	(0:12.77)		
6	7	GODDESS GLOW	6	65.4	0:11.58	1:43.88 [6]	1:29.17 [2]	1:17.59 [2]	1:05.17 [2]	0:51.83 [3]	0:39.23 [2]	0:26.31 [2]	0:39.23	-5
		Brooke Ainsworth		Overall	1400m	(0:14.71)	(0:11.58)	(0:12.42)	(0:13.34)	(0:12.60)	(0:12.92)	(0:12.94)		
7	4	BABY RUN	9	67.5	0:11.37	1:43.97 [7]	1:29.38 [1]	1:18.01 [1]	1:05.62 [1]	0:52.34 [1]	0:39.36 [1]	0:26.28 [3]	0:39.36	-9
		Nozi Tomizawa		Overall	1400m	(0:14.59)	(0:11.37)	(0:12.39)	(0:13.28)	(0:12.98)	(0:13.08)	(0:13.21)		
8	8	DELTA SPHERE	2	66.1	0:11.35	1:44.10 [8]	1:28.97 [5]	1:17.62 [3]	1:05.18 [3]	0:51.90 [4]	0:39.21 [4]	0:26.15 [4]	0:39.21	-12
		Cecily Eaton		Overall	1400m	(0:15.13)	(0:11.35)	(0:12.44)	(0:13.28)	(0:12.69)	(0:13.06)	(0:13.13)		
9	3	REGAL KING	3	64.5	0:11.78	1:49.08 [9]	1:34.15 [4]	1:22.37 [5]	1:10.06 [5]	0:56.75 [5]	0:43.90 [6]	0:29.97 [9]	0:43.90	+2
		Nathan Thomas		Overall	1400m	(0:14.93)	(0:11.78)	(0:12.31)	(0:13.31)	(0:12.85)	(0:13.93)	(0:14.47)		

Scratched: Bantamweight (#10), Cometti (#11)

[] Ranking at each section and finish
 -:-:- No data available at this section
 NA No data available

SCN Saddle cloth number
 DNF Did not finish
 DNT Did not track



Toowoomba QLD Professional

Race 7: 1EQUINE - FOR THE EQUINE ATHLETE Maiden Plate - 1625m

11 February 2023 - 21:18



Track Rating: Good 4, Weather: Fine, Rail Position: +3m Entire

Section				200m		Last 600m	
Field Times				0:12.47 (0:12.47)		0:38.02	
Rank	TAB	Horse/Jockey	Barrier	Top Speed [km/h]	Fastest Section		Distance Travelled [m]
1	9	IRISH SALLY Alisha Donald	11	65.3 Overall	0:11.72 1400m	0:12.47 [1] (0:12.47)	0:37.90
2	5	DUCHESS BREE Montanna Savva	8	64.8 Overall	0:11.67 1400m	0:12.40 [2] (0:12.40)	0:37.48 -3
3	2	LUCASAYD Anthony Allen	5	63.4 Overall	0:11.81 1400m	0:12.10 [6] (0:12.10)	0:37.54 +1
4	1	A DEVIL'S CHANCE John Kissick	10	62.4 1400m	0:12.03 1400m	0:12.16 [7] (0:12.16)	0:37.55 +5
5	6	EPIC LOVE Gary Geran	1	65.3 Overall	0:11.75 1400m	0:12.38 [4] (0:12.38)	0:38.10 +1
6	7	GODDESS GLOW Brooke Ainsworth	6	65.4 Overall	0:11.58 1400m	0:13.37 [3] (0:13.37)	0:39.23 -5
7	4	BABY RUN Nozi Tomizawa	9	67.5 Overall	0:11.37 1400m	0:13.07 [5] (0:13.07)	0:39.36 -9
8	8	DELTA SPHERE Cecily Eaton	2	66.1 Overall	0:11.35 1400m	0:13.02 [8] (0:13.02)	0:39.21 -12
9	3	REGAL KING Nathan Thomas	3	64.5 Overall	0:11.78 1400m	0:15.50 [9] (0:15.50)	0:43.90 +2

Scratched: Bantamweight (#10), Cometti (#11)

[] Ranking at each section and finish
 -:-:- No data available at this section
 NA No data available

SCN Saddle cloth number
 DNF Did not finish
 DNT Did not track



Horse/Jockey Name	Irish Sally
Final Rank	1
Fastest Section Time (Section)	0:11.72 (1400m)
Top Speed [km/h] (Section)	65.3 (Overall)
Race State	Finished



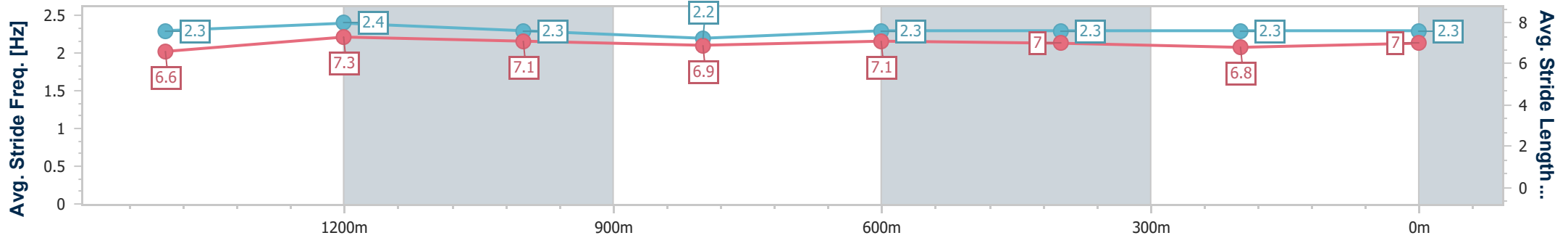
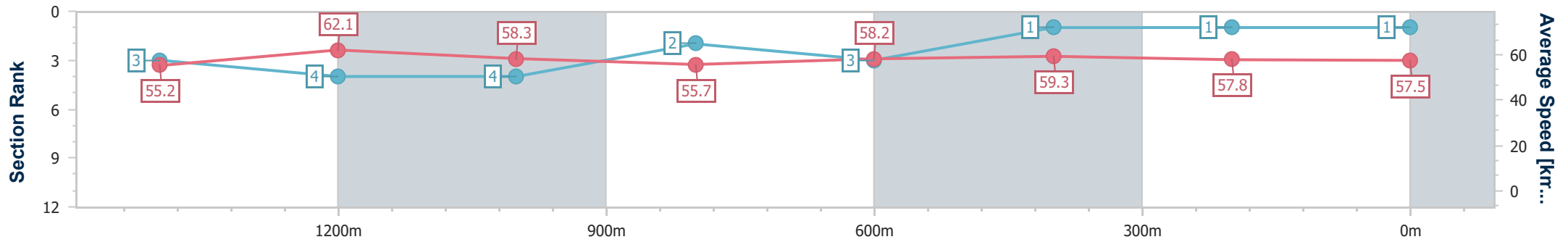
Toowoomba QLD Professional
Race 7: 1EQUINE - FOR THE EQUINE ATHLETE Maiden Plate - 1625m



11 February 2023 - 21:18

Track Rating: Good 4, Weather: Fine, Rail Position: +3m Entire

Section	Overall	1400m	1200m	1000m	800m	600m	400m	200m					
Section Times	1:42.63 [1] (0:14.77)	1:27.86 [3] (0:11.72)	1:16.14 [4] (0:12.42)	1:03.72 [4] (0:13.12)	0:50.60 [2] (0:12.70)	0:37.90 [3] (0:12.67)	0:25.23 [1] (0:12.76)	0:12.47 [1] (0:12.47)					
Average Speed [km/h]	55.2	62.1	58.3	55.7	58.2	59.3	57.8	57.5					
Top Speed [km/h]	65.3	64.8	61.4	57.1	60.1	60.4	59.1	57.9					
Avg. Dist. to Rail [m]	5.5	1.9	5.5	4.7	7.0	8.8	6.0	7.2					
Avg. Stride Freq. [Hz]	2.3	2.4	2.3	2.2	2.3	2.3	2.3	2.3					
Avg. Stride Length [m]	6.6	7.3	7.1	6.9	7.1	7.0	6.8	7.0					



- [] Ranking at each section and finish
- .-.- No data available at this section
- NA No data available



Horse/Jockey Name	Duchess Bree
Final Rank	2
Fastest Section Time (Section)	0:11.67 (1400m)
Top Speed [km/h] (Section)	64.8 (Overall)
Race State	Finished



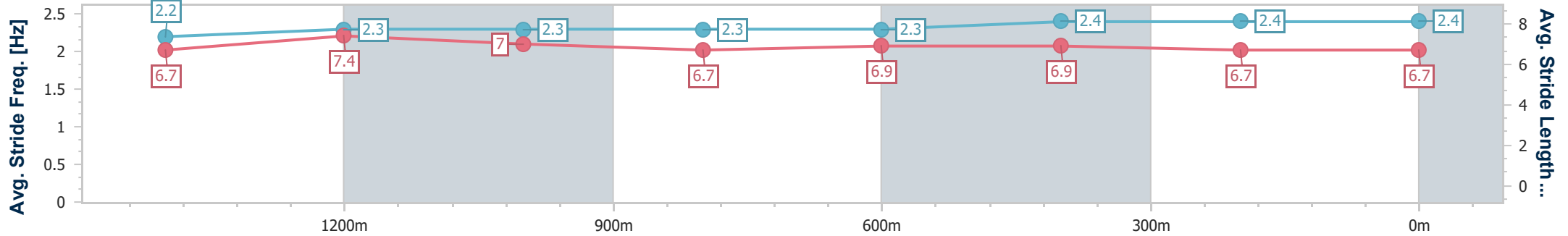
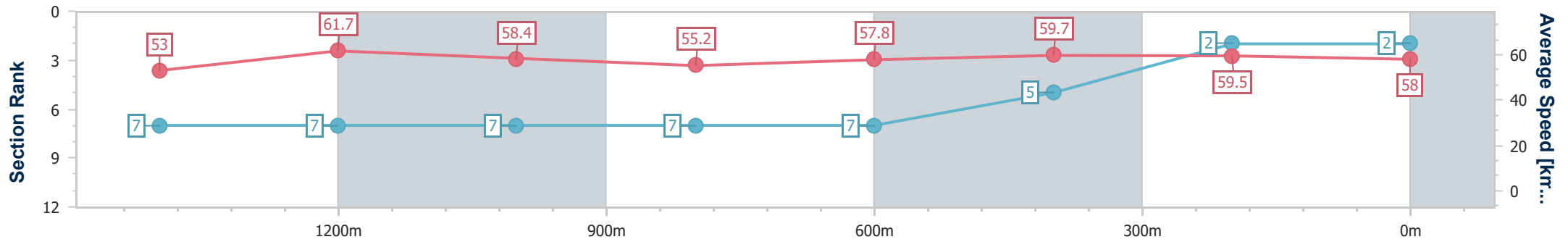
Toowoomba QLD Professional
Race 7: 1EQUINE - FOR THE EQUINE ATHLETE Maiden Plate - 1625m



11 February 2023 - 21:18

Track Rating: Good 4, Weather: Fine, Rail Position: +3m Entire

Section	Overall	1400m	1200m	1000m	800m	600m	400m	200m					
Section Times	1:42.76 [2] (0:15.30)	1:27.46 [7] (0:11.67)	1:15.79 [7] (0:12.38)	1:03.41 [7] (0:13.24)	0:50.17 [7] (0:12.69)	0:37.48 [7] (0:12.58)	0:24.90 [5] (0:12.50)	0:12.40 [2] (0:12.40)					
Average Speed [km/h]	53.0	61.7	58.4	55.2	57.8	59.7	59.5	58.0					
Top Speed [km/h]	64.8	64.2	61.3	56.6	59.4	60.8	60.4	59.5					
Avg. Dist. to Rail [m]	2.9	1.3	4.0	3.5	5.1	8.4	7.9	5.4					
Avg. Stride Freq. [Hz]	2.2	2.3	2.3	2.3	2.3	2.4	2.4	2.4					
Avg. Stride Length [m]	6.7	7.4	7.0	6.7	6.9	6.9	6.7	6.7					



- [] Ranking at each section and finish
- .-.- No data available at this section
- NA No data available



Horse/Jockey Name	Lucasayd
Final Rank	3
Fastest Section Time (Section)	0:11.81 (1400m)
Top Speed [km/h] (Section)	63.4 (Overall)
Race State	Finished



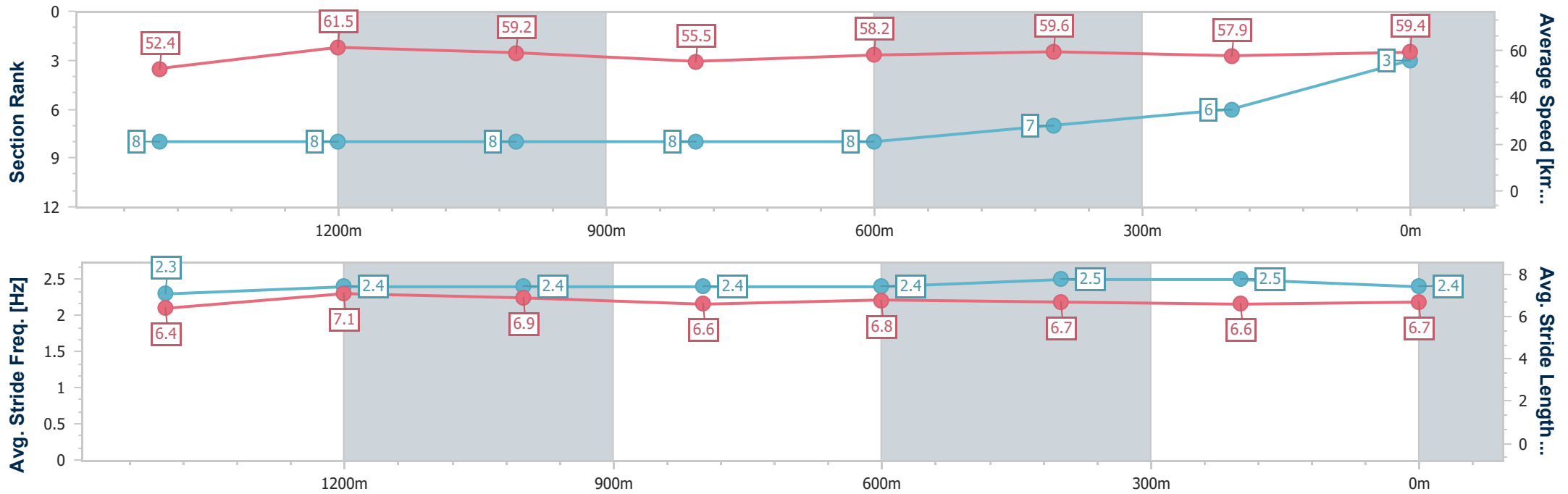
Toowoomba QLD Professional
Race 7: 1EQUINE - FOR THE EQUINE ATHLETE Maiden Plate - 1625m



11 February 2023 - 21:18

Track Rating: Good 4, Weather: Fine, Rail Position: +3m Entire

Section	Overall	1400m	1200m	1000m	800m	600m	400m	200m					
Section Times	1:42.99 [3] (0:15.54)	1:27.45 [8] (0:11.81)	1:15.64 [8] (0:12.23)	1:03.41 [8] (0:13.17)	0:50.24 [8] (0:12.70)	0:37.54 [8] (0:12.65)	0:24.89 [7] (0:12.79)	0:12.10 [6] (0:12.10)					
Average Speed [km/h]	52.4	61.5	59.2	55.5	58.2	59.6	57.9	59.4					
Top Speed [km/h]	63.4	63.2	62.1	56.6	60.3	60.7	59.3	61.0					
Avg. Dist. to Rail [m]	4.4	1.8	4.7	4.4	7.3	9.5	6.9	7.0					
Avg. Stride Freq. [Hz]	2.3	2.4	2.4	2.4	2.4	2.5	2.5	2.4					
Avg. Stride Length [m]	6.4	7.1	6.9	6.6	6.8	6.7	6.6	6.7					



- [] Ranking at each section and finish
- .-.- No data available at this section
- NA No data available



Horse/Jockey Name	A Devil's Chance
Final Rank	4
Fastest Section Time (Section)	0:12.03 (1400m)
Top Speed [km/h] (Section)	62.4 (1400m)
Race State	Finished



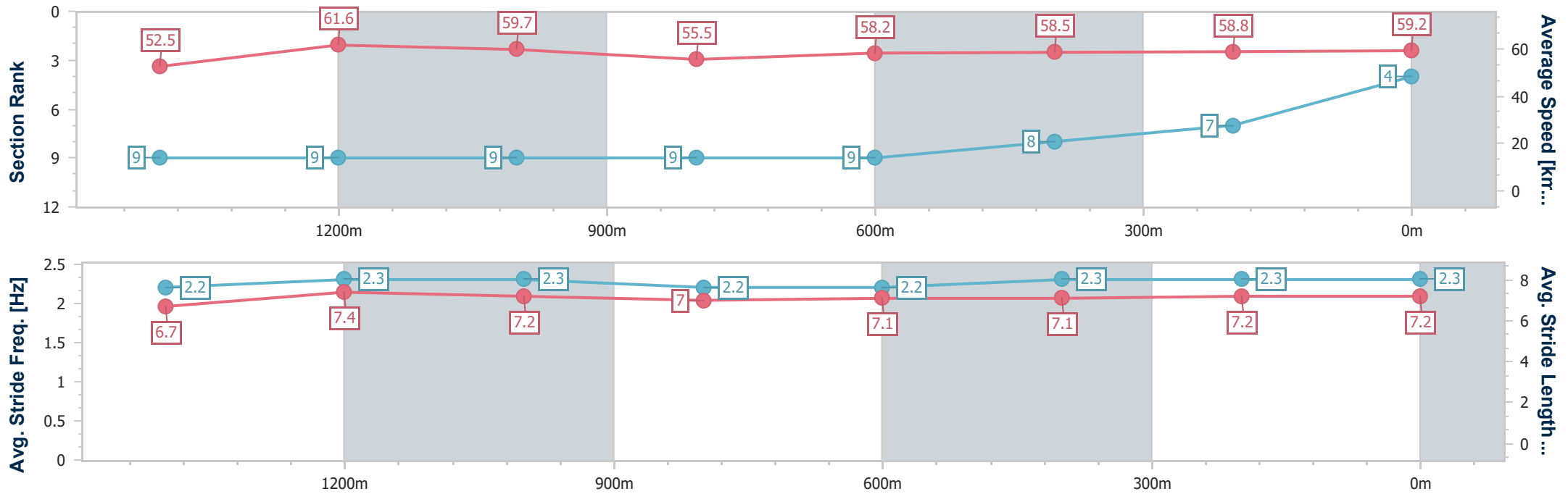
Toowoomba QLD Professional
Race 7: 1EQUINE - FOR THE EQUINE ATHLETE Maiden Plate - 1625m



11 February 2023 - 21:18

Track Rating: Good 4, Weather: Fine, Rail Position: +3m Entire

Section	Overall	1400m	1200m	1000m	800m	600m	400m	200m					
Section Times	1:43.14 [4] (0:15.63)	1:27.51 [9] (0:12.03)	1:15.48 [9] (0:12.15)	1:03.33 [9] (0:13.15)	0:50.18 [9] (0:12.63)	0:37.55 [9] (0:12.85)	0:24.70 [8] (0:12.54)	0:12.16 [7] (0:12.16)					
Average Speed [km/h]	52.5	61.6	59.7	55.5	58.2	58.5	58.8	59.2					
Top Speed [km/h]	61.9	62.4	61.9	57.0	60.5	60.3	61.0	60.6					
Avg. Dist. to Rail [m]	9.1	4.9	6.4	4.8	6.4	8.1	7.6	9.3					
Avg. Stride Freq. [Hz]	2.2	2.3	2.3	2.2	2.2	2.3	2.3	2.3					
Avg. Stride Length [m]	6.7	7.4	7.2	7.0	7.1	7.1	7.2	7.2					



- [] Ranking at each section and finish
- .-.- No data available at this section
- NA No data available



Horse/Jockey Name	Epic Love
Final Rank	5
Fastest Section Time (Section)	0:11.75 (1400m)
Top Speed [km/h] (Section)	65.3 (Overall)
Race State	Finished



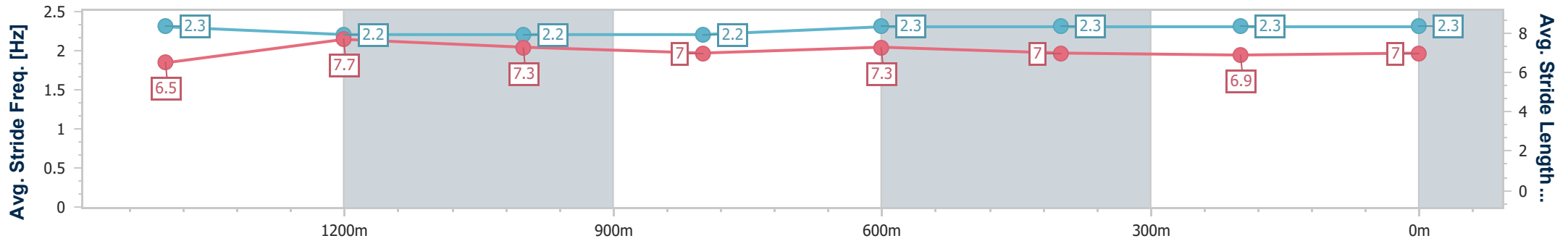
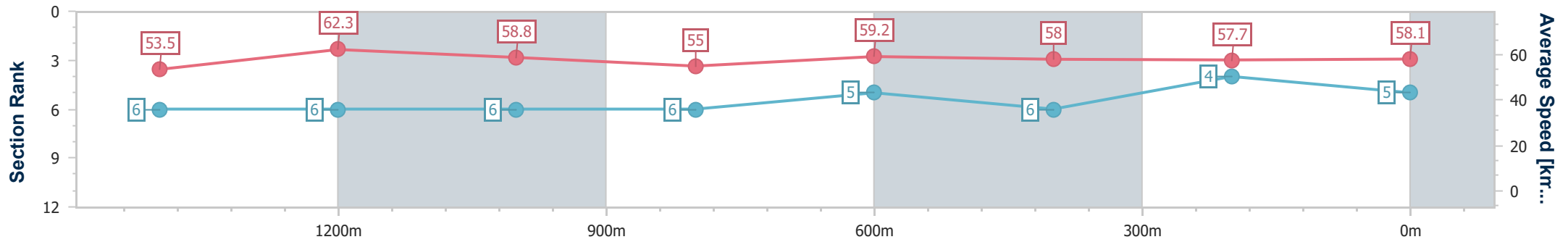
Toowoomba QLD Professional
Race 7: 1EQUINE - FOR THE EQUINE ATHLETE Maiden Plate - 1625m



11 February 2023 - 21:18

Track Rating: Good 4, Weather: Fine, Rail Position: +3m Entire

Section	Overall	1400m	1200m	1000m	800m	600m	400m	200m				
Section Times	1:43.19 [5] (0:15.18)	1:28.01 [6] (0:11.75)	1:16.26 [6] (0:12.31)	1:03.95 [6] (0:13.34)	0:50.61 [6] (0:12.51)	0:38.10 [5] (0:12.95)	0:25.15 [6] (0:12.77)	0:12.38 [4] (0:12.38)				
Average Speed [km/h]	53.5	62.3	58.8	55.0	59.2	58.0	57.7	58.1				
Top Speed [km/h]	65.3	65.2	62.4	58.2	60.4	59.5	58.6	58.9				
Avg. Dist. to Rail [m]	2.3	3.1	4.7	5.4	7.2	8.3	6.7	7.5				
Avg. Stride Freq. [Hz]	2.3	2.2	2.2	2.2	2.3	2.3	2.3	2.3				
Avg. Stride Length [m]	6.5	7.7	7.3	7.0	7.3	7.0	6.9	7.0				



- [] Ranking at each section and finish
- .-.- No data available at this section
- NA No data available



Horse/Jockey Name	Goddess Glow
Final Rank	6
Fastest Section Time (Section)	0:11.58 (1400m)
Top Speed [km/h] (Section)	65.4 (Overall)
Race State	Finished



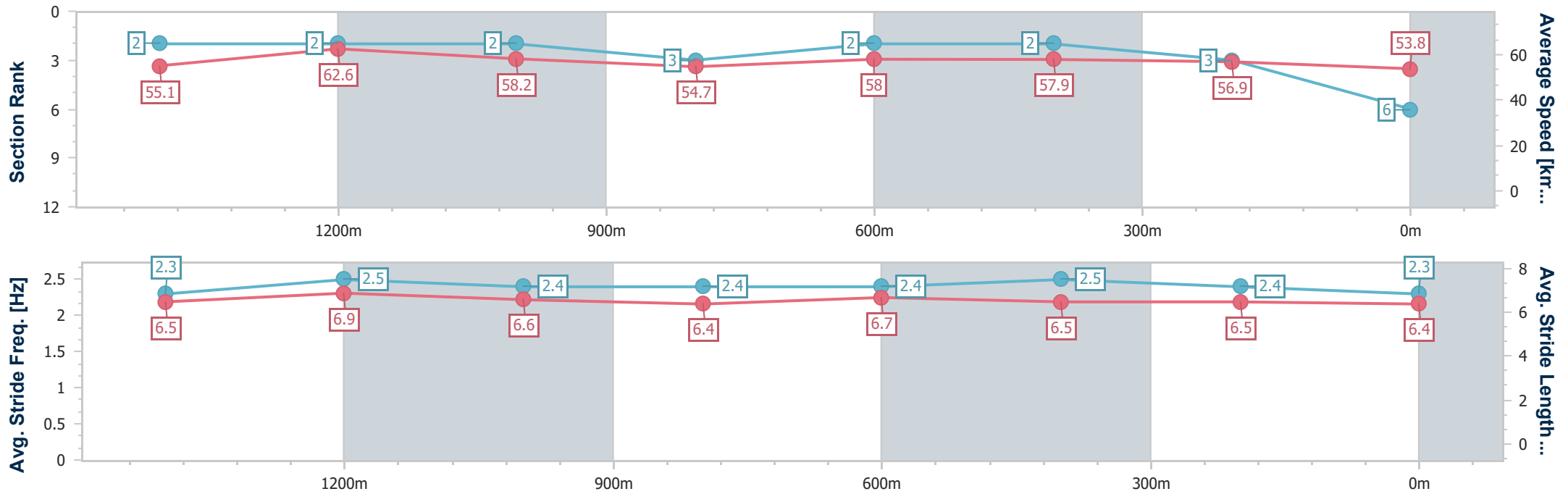
Toowoomba QLD Professional
Race 7: 1EQUINE - FOR THE EQUINE ATHLETE Maiden Plate - 1625m



11 February 2023 - 21:18

Track Rating: Good 4, Weather: Fine, Rail Position: +3m Entire

Section	Overall	1400m	1200m	1000m	800m	600m	400m	200m					
Section Times	1:43.88 [6] (0:14.71)	1:29.17 [2] (0:11.58)	1:17.59 [2] (0:12.42)	1:05.17 [2] (0:13.34)	0:51.83 [3] (0:12.60)	0:39.23 [2] (0:12.92)	0:26.31 [2] (0:12.94)	0:13.37 [3] (0:13.37)					
Average Speed [km/h]	55.1	62.6	58.2	54.7	58.0	57.9	56.9	53.8					
Top Speed [km/h]	65.4	65.4	61.4	56.7	61.7	60.5	58.0	56.3					
Avg. Dist. to Rail [m]	2.7	1.4	4.4	4.6	4.2	7.6	6.2	3.9					
Avg. Stride Freq. [Hz]	2.3	2.5	2.4	2.4	2.4	2.5	2.4	2.3					
Avg. Stride Length [m]	6.5	6.9	6.6	6.4	6.7	6.5	6.5	6.4					



- [] Ranking at each section and finish
- .-.- No data available at this section
- NA No data available



Horse/Jockey Name	Baby Run
Final Rank	7
Fastest Section Time (Section)	0:11.37 (1400m)
Top Speed [km/h] (Section)	67.5 (Overall)
Race State	Finished



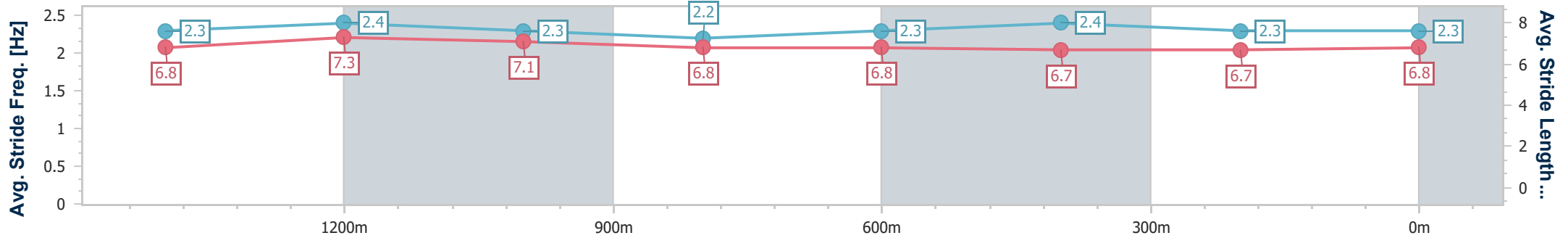
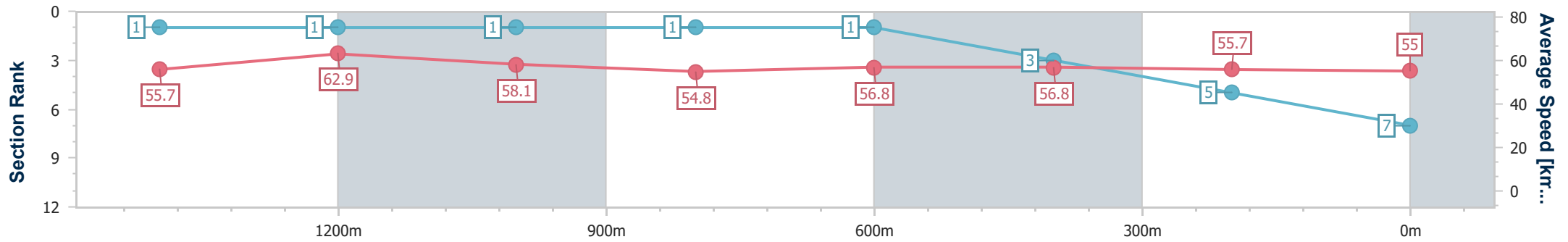
Toowoomba QLD Professional
Race 7: 1EQUINE - FOR THE EQUINE ATHLETE Maiden Plate - 1625m



11 February 2023 - 21:18

Track Rating: Good 4, Weather: Fine, Rail Position: +3m Entire

Section	Overall	1400m	1200m	1000m	800m	600m	400m	200m
Section Times	1:43.97 [7] (0:14.59)	1:29.38 [1] (0:11.37)	1:18.01 [1] (0:12.39)	1:05.62 [1] (0:13.28)	0:52.34 [1] (0:12.98)	0:39.36 [1] (0:13.08)	0:26.28 [3] (0:13.21)	0:13.07 [5] (0:13.07)
Average Speed [km/h]	55.7	62.9	58.1	54.8	56.8	56.8	55.7	55.0
Top Speed [km/h]	67.5	66.2	60.9	55.8	59.6	59.6	56.6	56.2
Avg. Dist. to Rail [m]	3.8	1.7	1.6	3.1	5.7	6.6	5.4	3.9
Avg. Stride Freq. [Hz]	2.3	2.4	2.3	2.2	2.3	2.4	2.3	2.3
Avg. Stride Length [m]	6.8	7.3	7.1	6.8	6.8	6.7	6.7	6.8



- [] Ranking at each section and finish
- .-.- No data available at this section
- NA No data available



Horse/Jockey Name	Deltasphere
Final Rank	8
Fastest Section Time (Section)	0:11.35 (1400m)
Top Speed [km/h] (Section)	66.1 (Overall)
Race State	Finished



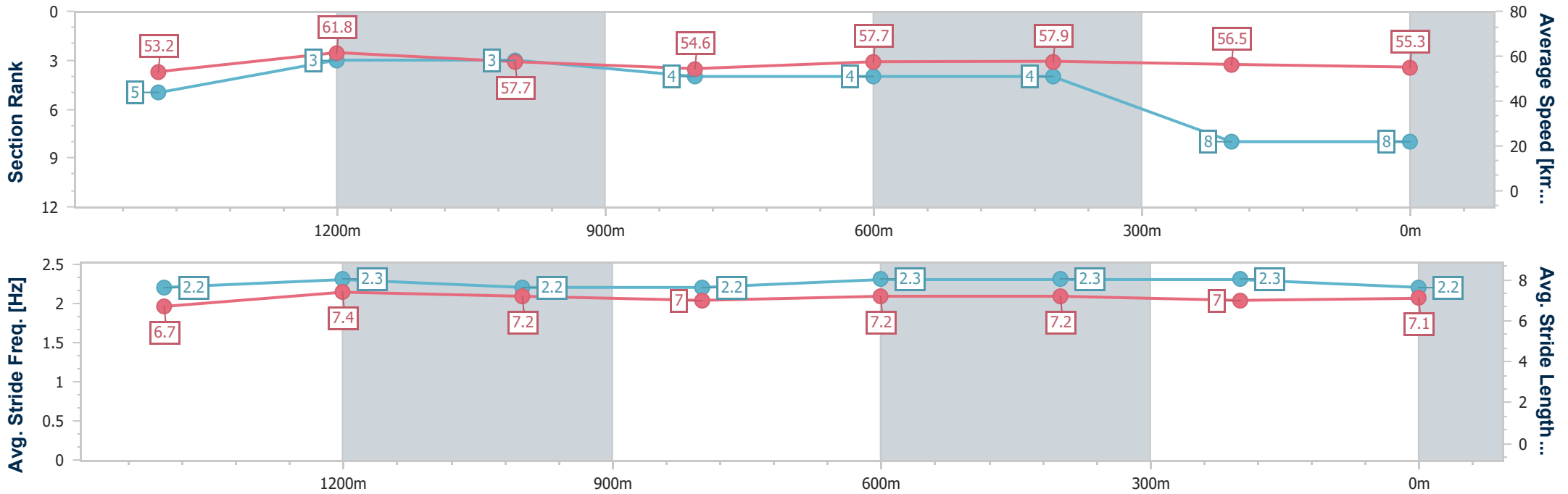
Toowoomba QLD Professional
Race 7: 1EQUINE - FOR THE EQUINE ATHLETE Maiden Plate - 1625m



11 February 2023 - 21:18

Track Rating: Good 4, Weather: Fine, Rail Position: +3m Entire

Section	Overall	1400m	1200m	1000m	800m	600m	400m	200m
Section Times	1:44.10 [8] (0:15.13)	1:28.97 [5] (0:11.35)	1:17.62 [3] (0:12.44)	1:05.18 [3] (0:13.28)	0:51.90 [4] (0:12.69)	0:39.21 [4] (0:13.06)	0:26.15 [4] (0:13.13)	0:13.02 [8] (0:13.02)
Average Speed [km/h]	53.2	61.8	57.7	54.6	57.7	57.9	56.5	55.3
Top Speed [km/h]	66.1	63.8	61.2	55.6	59.9	59.3	57.5	56.6
Avg. Dist. to Rail [m]	3.6	4.5	0.8	1.5	5.6	9.5	8.3	7.0
Avg. Stride Freq. [Hz]	2.2	2.3	2.2	2.2	2.3	2.3	2.3	2.2
Avg. Stride Length [m]	6.7	7.4	7.2	7.0	7.2	7.2	7.0	7.1



- [] Ranking at each section and finish
- .-.- No data available at this section
- NA No data available



Horse/Jockey Name	Regal King
Final Rank	9
Fastest Section Time (Section)	0:11.78 (1400m)
Top Speed [km/h] (Section)	64.5 (Overall)
Race State	Finished



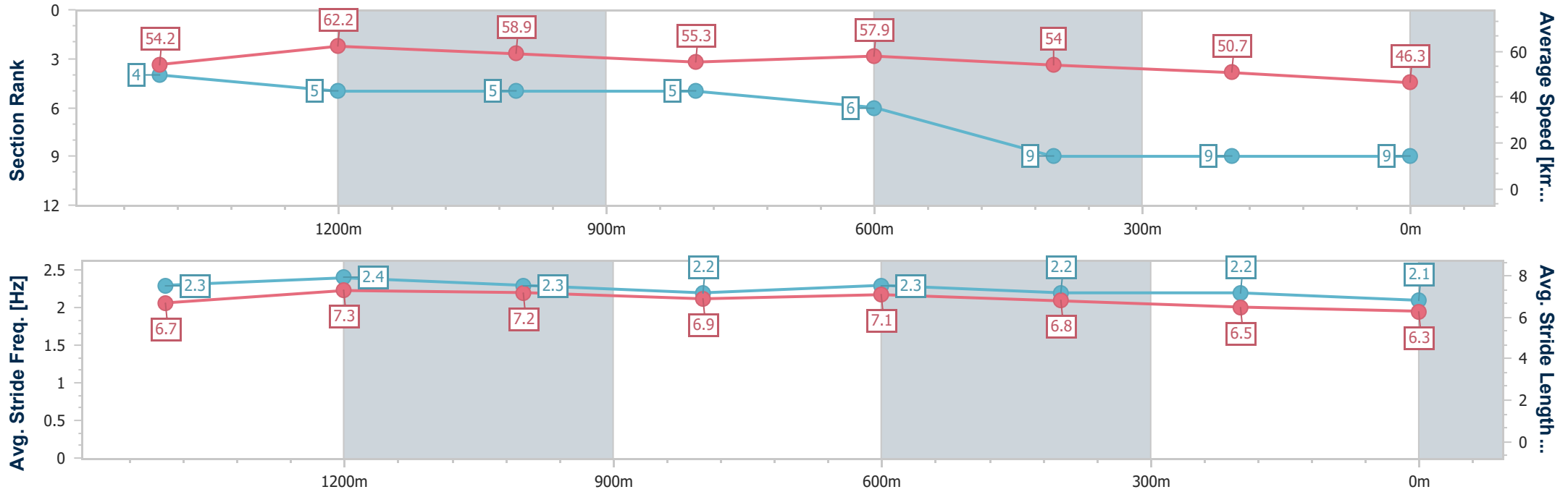
Toowoomba QLD Professional
Race 7: 1EQUINE - FOR THE EQUINE ATHLETE Maiden Plate - 1625m



11 February 2023 - 21:18

Track Rating: Good 4, Weather: Fine, Rail Position: +3m Entire

Section	Overall	1400m	1200m	1000m	800m	600m	400m	200m
Section Times	1:49.08 [9] (0:14.93)	1:34.15 [4] (0:11.78)	1:22.37 [5] (0:12.31)	1:10.06 [5] (0:13.31)	0:56.75 [5] (0:12.85)	0:43.90 [6] (0:13.93)	0:29.97 [9] (0:14.47)	0:15.50 [9] (0:15.50)
Average Speed [km/h]	54.2	62.2	58.9	55.3	57.9	54.0	50.7	46.3
Top Speed [km/h]	64.5	64.2	61.9	58.0	58.6	57.6	52.5	48.8
Avg. Dist. to Rail [m]	1.3	3.1	5.7	6.2	8.6	9.1	4.6	4.2
Avg. Stride Freq. [Hz]	2.3	2.4	2.3	2.2	2.3	2.2	2.2	2.1
Avg. Stride Length [m]	6.7	7.3	7.2	6.9	7.1	6.8	6.5	6.3



- [] Ranking at each section and finish
- .-.- No data available at this section
- NA No data available