



# Toowoomba QLD Professional

## Race 8: REDDING FRY FINANCIAL ADVICE BENCHMARK 58 Handicap - 1625m

11 February 2023 - 21:48



Track Rating: Good 4, Weather: Fine, Rail Position: +3m Entire

Section		Overall	1400m	1200m	1000m	800m	600m	400m	Last 600m				
Field Times		1:41.83 (0:14.26)	1:27.57 (0:10.99)	1:16.58 (0:11.64)	1:04.94 (0:12.23)	0:52.71 (0:12.61)	0:40.10 (0:13.18)	0:26.92 (0:13.43)	0:40.10				
Rank	TAB Horse/Jockey	Barrier	Top Speed [km/h]	Fastest Section									Distance Travelled [m]
1	5 <b>METVERSE</b> John Kissick	7	67.0 1400m	0:11.20 1400m	1:41.83 [1] (0:14.86)	1:26.97 [6] (0:11.20)	1:15.77 [6] (0:11.61)	1:04.16 [6] (0:12.16)	0:52.00 [5] (0:12.40)	0:39.60 [4] (0:12.94)	0:26.66 [4] (0:13.17)	0:39.60	
2	7 <b>BLAVATSKY</b> Sariah Champkin	8	69.8 1400m	0:10.99 1400m	1:41.85 [2] (0:14.26)	1:27.59 [1] (0:10.99)	1:16.60 [1] (0:11.69)	1:04.91 [1] (0:12.38)	0:52.53 [2] (0:12.66)	0:39.87 [2] (0:12.93)	0:26.94 [1] (0:13.57)	0:39.87	-7
3	8 <b>KIBBIT RAHEEB</b> Wanderson D'Avila	6	66.4 1400m	0:11.15 1400m	1:42.38 [3] (0:15.08)	1:27.30 [7] (0:11.15)	1:16.15 [7] (0:11.60)	1:04.55 [7] (0:12.18)	0:52.37 [7] (0:12.51)	0:39.86 [7] (0:12.95)	0:26.91 [6] (0:13.46)	0:39.86	-8
4	1 <b>DREAMSEEKER</b> Gary Geran	4	68.2 1400m	0:11.24 1400m	1:42.46 [4] (0:14.56)	1:27.90 [3] (0:11.24)	1:16.66 [4] (0:11.46)	1:05.20 [4] (0:12.26)	0:52.94 [3] (0:12.70)	0:40.24 [3] (0:13.09)	0:27.15 [5] (0:13.58)	0:40.24	-7
5	2 <b>BULL DIMPLE RUM</b> Luke Tarrant	5	68.6 1400m	0:11.02 1400m	1:42.66 [5] (0:14.64)	1:28.02 [5] (0:11.02)	1:17.00 [3] (0:11.50)	1:05.50 [3] (0:12.38)	0:53.12 [4] (0:12.67)	0:40.45 [5] (0:12.86)	0:27.59 [3] (0:13.68)	0:40.45	-6
6	3 <b>JET ESPRIT</b> Kenji Yoshida	1	66.3 Overall	0:11.25 1400m	1:43.21 [6] (0:14.66)	1:28.55 [4] (0:11.25)	1:17.30 [5] (0:11.70)	1:05.60 [5] (0:12.29)	0:53.31 [6] (0:12.74)	0:40.57 [6] (0:13.18)	0:27.39 [7] (0:13.73)	0:40.57	-6
7	4 <b>TOP BABE</b> Brooke Ainsworth	2	69.9 Overall	0:10.98 1400m	1:43.80 [7] (0:14.28)	1:29.52 [2] (0:10.98)	1:18.54 [2] (0:11.63)	1:06.91 [2] (0:12.23)	0:54.68 [1] (0:12.61)	0:42.07 [1] (0:13.19)	0:28.88 [2] (0:14.29)	0:42.07	-5

Scratched: October Joy (#6)

[ ] Ranking at each section and finish  
 -:-:- No data available at this section  
 NA No data available

SCN Saddle cloth number  
 DNF Did not finish  
 DNT Did not track



# Toowoomba QLD Professional

## Race 8: REDDING FRY FINANCIAL ADVICE BENCHMARK 58 Handicap - 1625m

11 February 2023 - 21:48



Track Rating: Good 4, Weather: Fine, Rail Position: +3m Entire

Section						200m			Last 600m
Field Times						0:13.49 (0:13.49)			0:40.10
Rank	TAB	Horse/Jockey	Barrier	Top Speed [km/h]	Fastest Section				Distance Travelled [m]
1	5	<b>METVERSE</b> John Kissick	7	67.0 1400m	0:11.20 1400m	0:13.49 [1] (0:13.49)		0:39.60	
2	7	<b>BLAVATSKY</b> Sariah Champkin	8	69.8 1400m	0:10.99 1400m	0:13.37 [2] (0:13.37)		0:39.87	-7
3	8	<b>KIBBIT RAHEEB</b> Wanderson D'Avila	6	66.4 1400m	0:11.15 1400m	0:13.45 [5] (0:13.45)		0:39.86	-8
4	1	<b>DREAMSEEKER</b> Gary Geran	4	68.2 1400m	0:11.24 1400m	0:13.57 [3] (0:13.57)		0:40.24	-7
5	2	<b>BULL DIMPLE RUM</b> Luke Tarrant	5	68.6 1400m	0:11.02 1400m	0:13.91 [4] (0:13.91)		0:40.45	-6
6	3	<b>JET ESPRIT</b> Kenji Yoshida	1	66.3 Overall	0:11.25 1400m	0:13.66 [7] (0:13.66)		0:40.57	-6
7	4	<b>TOP BABE</b> Brooke Ainsworth	2	69.9 Overall	0:10.98 1400m	0:14.59 [6] (0:14.59)		0:42.07	-5

Scratched: October Joy (#6)



Horse/Jockey Name	Metaverse
Final Rank	1
Fastest Section Time (Section)	0:11.20 (1400m)
Top Speed [km/h] (Section)	67.0 (1400m)
Race State	Finished



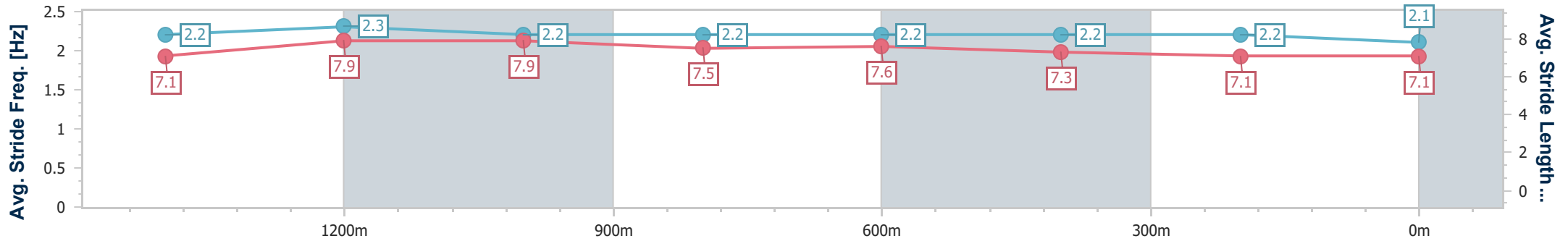
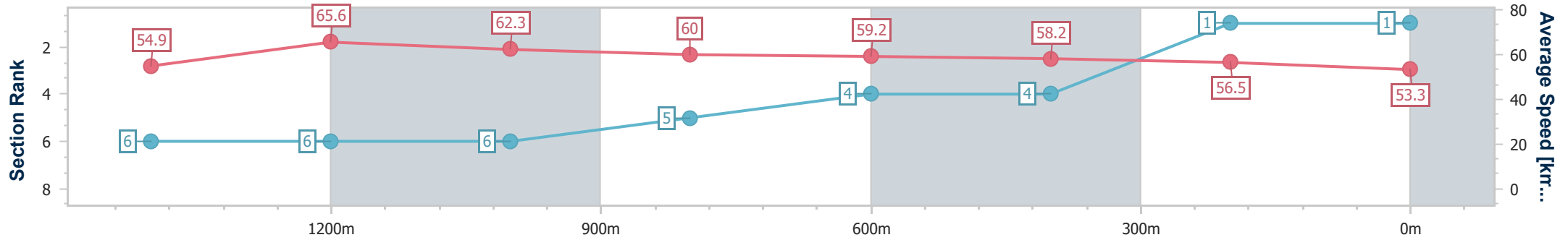
Toowoomba QLD Professional  
 Race 8: REDDING FRY FINANCIAL ADVICE BENCHMARK 58  
 Handicap - 1625m



11 February 2023 - 21:48

Track Rating: Good 4, Weather: Fine, Rail Position: +3m Entire

Section	Overall	1400m	1200m	1000m	800m	600m	400m	200m
Section Times	1:41.83 [1] (0:14.86)	1:26.97 [6] (0:11.20)	1:15.77 [6] (0:11.61)	1:04.16 [6] (0:12.16)	0:52.00 [5] (0:12.40)	0:39.60 [4] (0:12.94)	0:26.66 [4] (0:13.17)	0:13.49 [1] (0:13.49)
Average Speed [km/h]	54.9	65.6	62.3	60.0	59.2	58.2	56.5	53.3
Top Speed [km/h]	66.1	67.0	64.1	61.3	61.0	59.5	59.6	53.7
Avg. Dist. to Rail [m]	4.9	3.5	4.4	3.4	5.6	8.4	9.7	9.0
Avg. Stride Freq. [Hz]	2.2	2.3	2.2	2.2	2.2	2.2	2.2	2.1
Avg. Stride Length [m]	7.1	7.9	7.9	7.5	7.6	7.3	7.1	7.1



- [ ] Ranking at each section and finish
- .-.- No data available at this section
- NA No data available



Horse/Jockey Name	Blavatsky
Final Rank	2
Fastest Section Time (Section)	0:10.99 (1400m)
Top Speed [km/h] (Section)	69.8 (1400m)
Race State	Finished



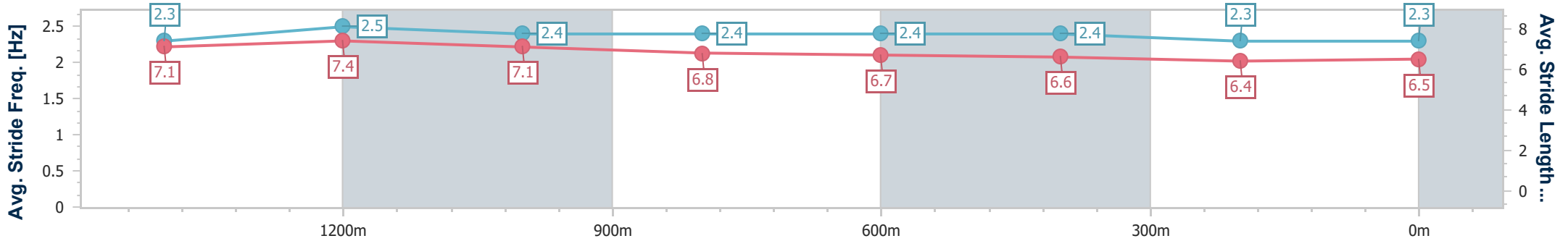
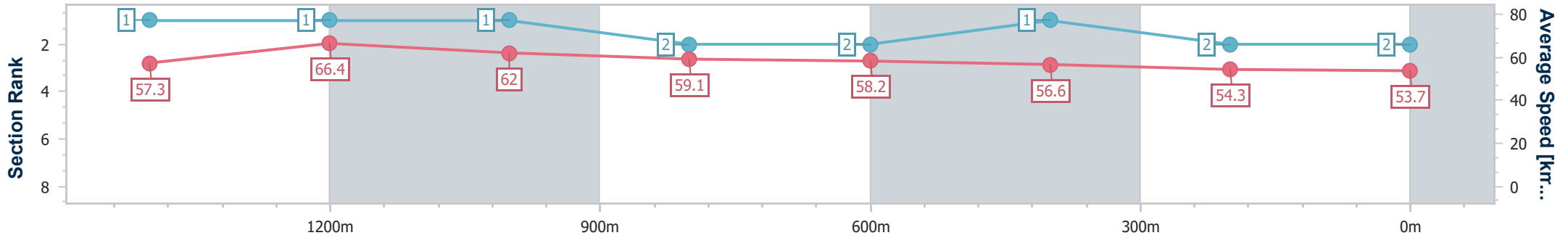
Toowoomba QLD Professional  
 Race 8: REDDING FRY FINANCIAL ADVICE BENCHMARK 58  
 Handicap - 1625m



11 February 2023 - 21:48

Track Rating: Good 4, Weather: Fine, Rail Position: +3m Entire

Section	Overall	1400m	1200m	1000m	800m	600m	400m	200m
Section Times	1:41.85 [2] (0:14.26)	1:27.59 [1] (0:10.99)	1:16.60 [1] (0:11.69)	1:04.91 [1] (0:12.38)	0:52.53 [2] (0:12.66)	0:39.87 [2] (0:12.93)	0:26.94 [1] (0:13.57)	0:13.37 [2] (0:13.37)
Average Speed [km/h]	57.3	66.4	62.0	59.1	58.2	56.6	54.3	53.7
Top Speed [km/h]	69.6	69.8	63.4	61.4	60.1	58.1	55.9	54.5
Avg. Dist. to Rail [m]	7.1	2.1	5.8	4.4	5.8	3.3	6.5	7.5
Avg. Stride Freq. [Hz]	2.3	2.5	2.4	2.4	2.4	2.4	2.3	2.3
Avg. Stride Length [m]	7.1	7.4	7.1	6.8	6.7	6.6	6.4	6.5



- [ ] Ranking at each section and finish
- .-.- No data available at this section
- NA No data available



Horse/Jockey Name	Kibbit Raheeb
Final Rank	3
Fastest Section Time (Section)	0:11.15 (1400m)
Top Speed [km/h] (Section)	66.4 (1400m)
Race State	Finished



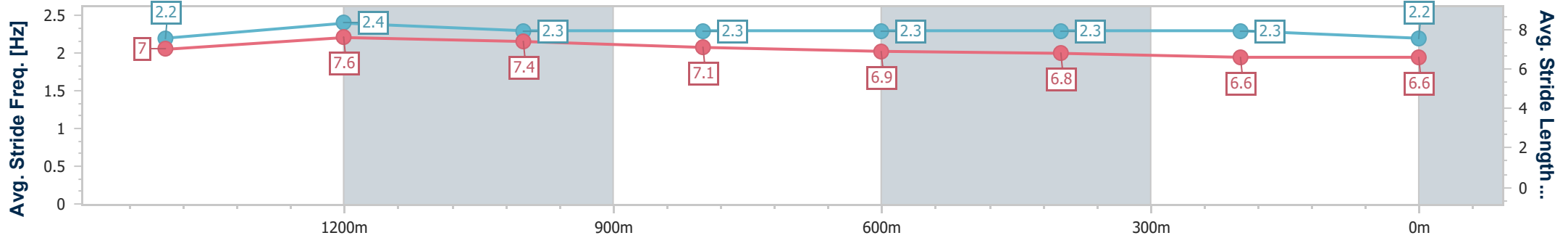
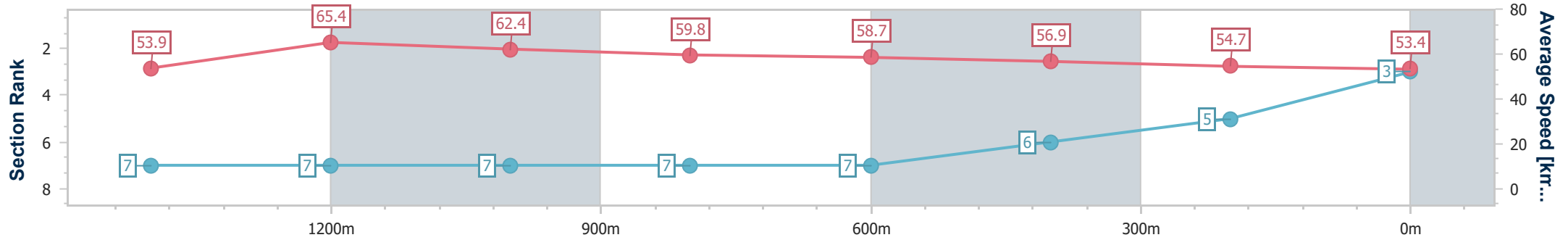
Toowoomba QLD Professional  
Race 8: REDDING FRY FINANCIAL ADVICE BENCHMARK 58  
Handicap - 1625m



11 February 2023 - 21:48

Track Rating: Good 4, Weather: Fine, Rail Position: +3m Entire

Section	Overall	1400m	1200m	1000m	800m	600m	400m	200m
Section Times	1:42.38 [3] (0:15.08)	1:27.30 [7] (0:11.15)	1:16.15 [7] (0:11.60)	1:04.55 [7] (0:12.18)	0:52.37 [7] (0:12.51)	0:39.86 [7] (0:12.95)	0:26.91 [6] (0:13.46)	0:13.45 [5] (0:13.45)
Average Speed [km/h]	53.9	65.4	62.4	59.8	58.7	56.9	54.7	53.4
Top Speed [km/h]	65.0	66.4	64.2	60.8	59.4	58.3	56.1	54.1
Avg. Dist. to Rail [m]	4.0	2.0	3.3	3.5	5.9	4.3	7.1	9.1
Avg. Stride Freq. [Hz]	2.2	2.4	2.3	2.3	2.3	2.3	2.3	2.2
Avg. Stride Length [m]	7.0	7.6	7.4	7.1	6.9	6.8	6.6	6.6



- [ ] Ranking at each section and finish
- .-.- No data available at this section
- NA No data available



Horse/Jockey Name	Dreamseeker
Final Rank	4
Fastest Section Time (Section)	0:11.24 (1400m)
Top Speed [km/h] (Section)	68.2 (1400m)
Race State	Finished



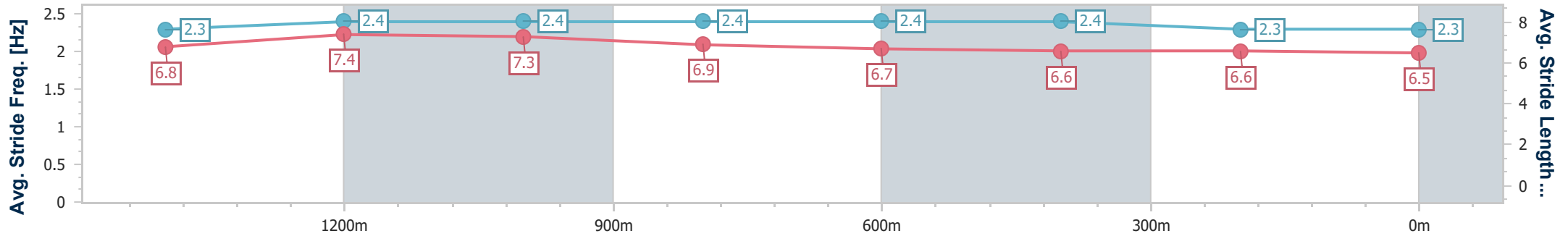
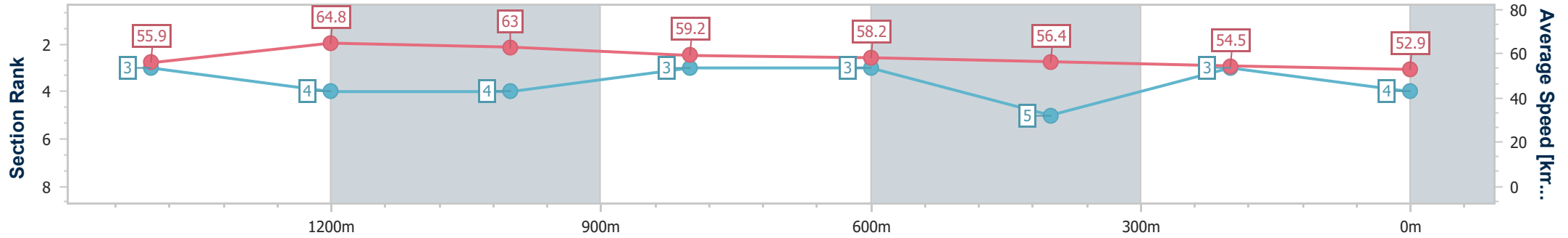
Toowoomba QLD Professional  
Race 8: REDDING FRY FINANCIAL ADVICE BENCHMARK 58  
Handicap - 1625m



11 February 2023 - 21:48

Track Rating: Good 4, Weather: Fine, Rail Position: +3m Entire

Section	Overall	1400m	1200m	1000m	800m	600m	400m	200m
Section Times	1:42.46 [4] (0:14.56)	1:27.90 [3] (0:11.24)	1:16.66 [4] (0:11.46)	1:05.20 [4] (0:12.26)	0:52.94 [3] (0:12.70)	0:40.24 [3] (0:13.09)	0:27.15 [5] (0:13.58)	0:13.57 [3] (0:13.57)
Average Speed [km/h]	55.9	64.8	63.0	59.2	58.2	56.4	54.5	52.9
Top Speed [km/h]	68.1	68.2	64.8	61.0	59.0	59.4	55.5	54.3
Avg. Dist. to Rail [m]	3.5	2.1	3.2	1.9	6.6	5.0	6.8	4.5
Avg. Stride Freq. [Hz]	2.3	2.4	2.4	2.4	2.4	2.4	2.3	2.3
Avg. Stride Length [m]	6.8	7.4	7.3	6.9	6.7	6.6	6.6	6.5



- [ ] Ranking at each section and finish
- .-.- No data available at this section
- NA No data available



Horse/Jockey Name	Bull Dimple Rum
Final Rank	5
Fastest Section Time (Section)	0:11.02 (1400m)
Top Speed [km/h] (Section)	68.6 (1400m)
Race State	Finished



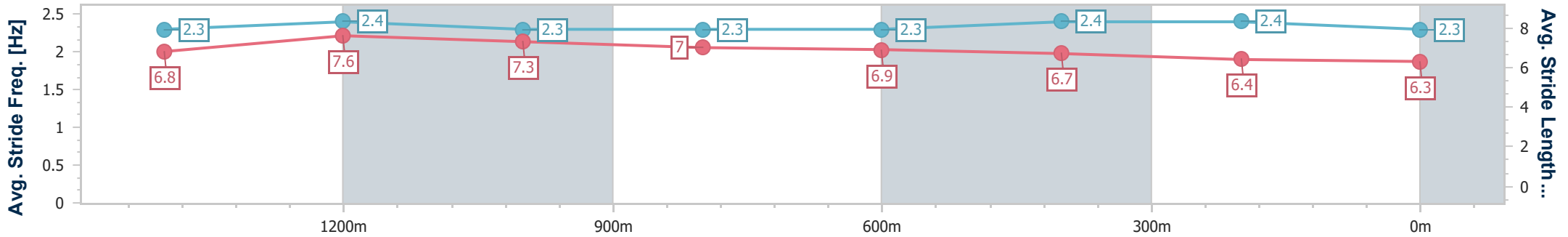
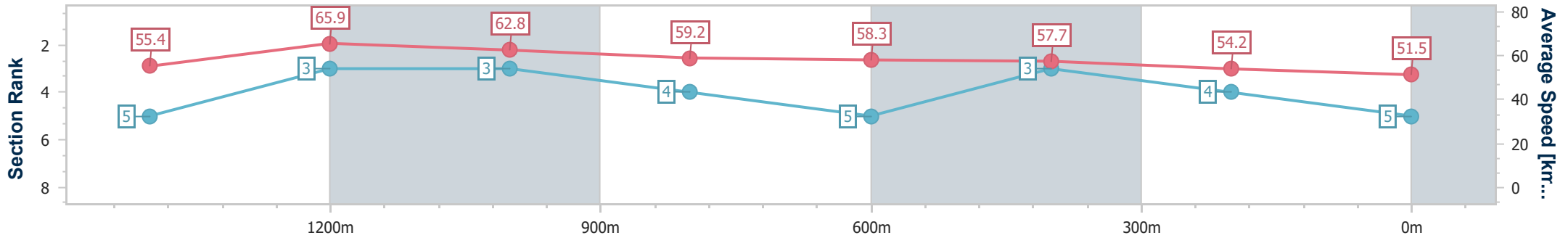
Toowoomba QLD Professional  
Race 8: REDDING FRY FINANCIAL ADVICE BENCHMARK 58  
Handicap - 1625m



11 February 2023 - 21:48

Track Rating: Good 4, Weather: Fine, Rail Position: +3m Entire

Section	Overall	1400m	1200m	1000m	800m	600m	400m	200m				
Section Times	1:42.66 [5] (0:14.64)	1:28.02 [5] (0:11.02)	1:17.00 [3] (0:11.50)	1:05.50 [3] (0:12.38)	0:53.12 [4] (0:12.67)	0:40.45 [5] (0:12.86)	0:27.59 [3] (0:13.68)	0:13.91 [4] (0:13.91)				
Average Speed [km/h]	55.4	65.9	62.8	59.2	58.3	57.7	54.2	51.5				
Top Speed [km/h]	67.8	68.6	64.8	60.4	59.5	59.6	55.5	52.9				
Avg. Dist. to Rail [m]	2.9	2.0	4.3	4.6	6.6	6.2	7.8	8.0				
Avg. Stride Freq. [Hz]	2.3	2.4	2.3	2.3	2.3	2.4	2.4	2.3				
Avg. Stride Length [m]	6.8	7.6	7.3	7.0	6.9	6.7	6.4	6.3				



- [ ] Ranking at each section and finish
- .-.- No data available at this section
- NA No data available



Horse/Jockey Name	Jet Esprit
Final Rank	6
Fastest Section Time (Section)	0:11.25 (1400m)
Top Speed [km/h] (Section)	66.3 (Overall)
Race State	Finished



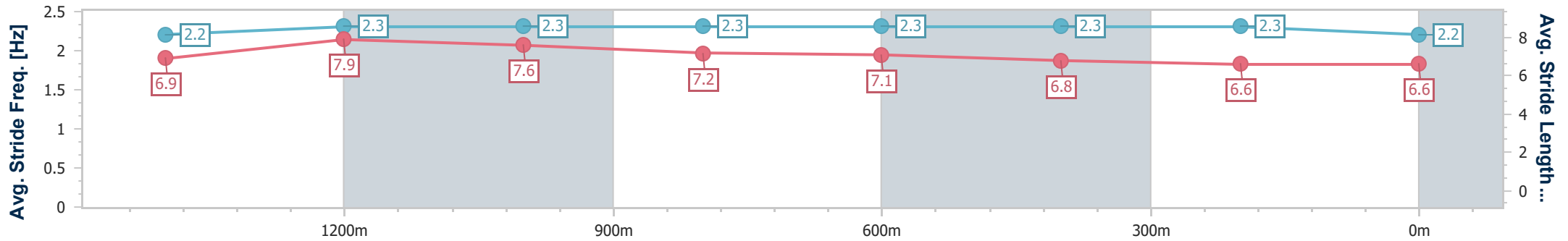
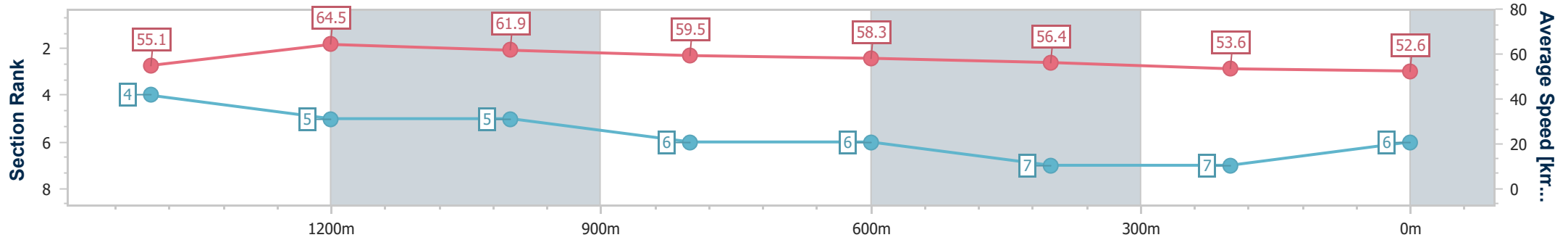
Toowoomba QLD Professional  
 Race 8: REDDING FRY FINANCIAL ADVICE BENCHMARK 58  
 Handicap - 1625m



11 February 2023 - 21:48

Track Rating: Good 4, Weather: Fine, Rail Position: +3m Entire

Section	Overall	1400m	1200m	1000m	800m	600m	400m	200m
Section Times	1:43.21 [6] (0:14.66)	1:28.55 [4] (0:11.25)	1:17.30 [5] (0:11.70)	1:05.60 [5] (0:12.29)	0:53.31 [6] (0:12.74)	0:40.57 [6] (0:13.18)	0:27.39 [7] (0:13.73)	0:13.66 [7] (0:13.66)
Average Speed [km/h]	55.1	64.5	61.9	59.5	58.3	56.4	53.6	52.6
Top Speed [km/h]	66.3	66.2	63.6	60.9	59.9	58.7	55.3	53.4
Avg. Dist. to Rail [m]	1.7	2.1	4.4	4.7	8.3	6.1	6.4	6.0
Avg. Stride Freq. [Hz]	2.2	2.3	2.3	2.3	2.3	2.3	2.3	2.2
Avg. Stride Length [m]	6.9	7.9	7.6	7.2	7.1	6.8	6.6	6.6



- [ ] Ranking at each section and finish
- .-.- No data available at this section
- NA No data available





Horse/Jockey Name	Top Babe
Final Rank	7
Fastest Section Time (Section)	0:10.98 (1400m)
Top Speed [km/h] (Section)	69.9 (Overall)
Race State	Finished



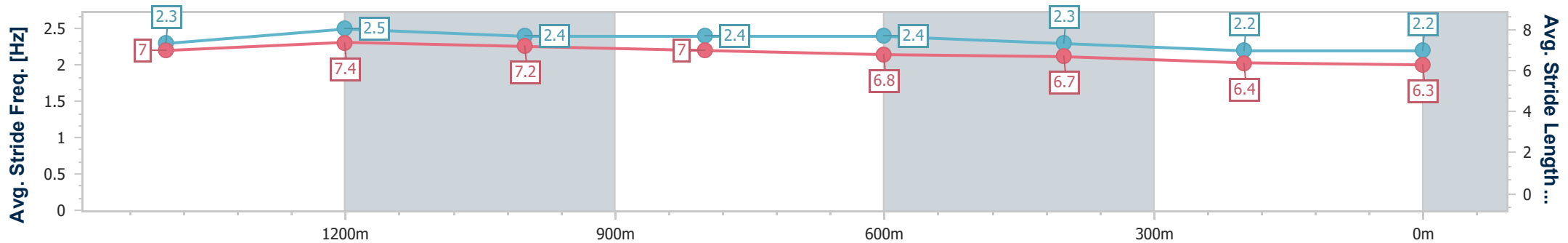
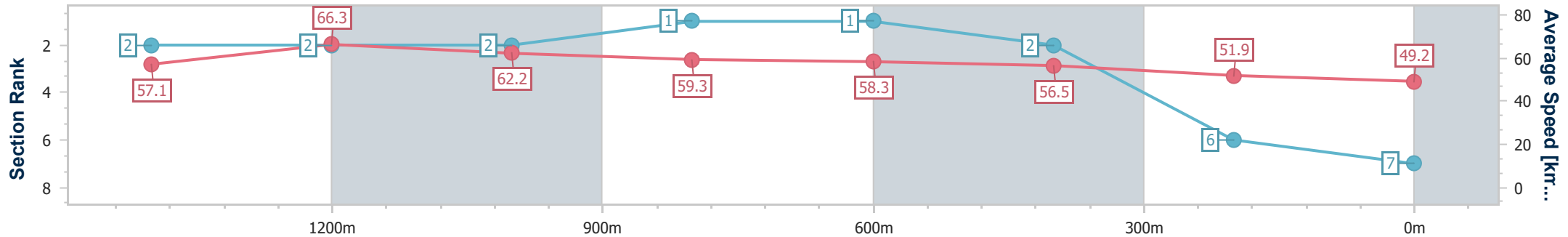
Toowoomba QLD Professional  
 Race 8: REDDING FRY FINANCIAL ADVICE BENCHMARK 58  
 Handicap - 1625m



11 February 2023 - 21:48

Track Rating: Good 4, Weather: Fine, Rail Position: +3m Entire

Section	Overall	1400m	1200m	1000m	800m	600m	400m	200m
Section Times	1:43.80 [7] (0:14.28)	1:29.52 [2] (0:10.98)	1:18.54 [2] (0:11.63)	1:06.91 [2] (0:12.23)	0:54.68 [1] (0:12.61)	0:42.07 [1] (0:13.19)	0:28.88 [2] (0:14.29)	0:14.59 [6] (0:14.59)
Average Speed [km/h]	57.1	66.3	62.2	59.3	58.3	56.5	51.9	49.2
Top Speed [km/h]	69.9	69.5	64.6	61.7	59.4	59.4	53.8	50.7
Avg. Dist. to Rail [m]	4.4	2.0	3.3	2.4	5.4	6.4	8.2	7.1
Avg. Stride Freq. [Hz]	2.3	2.5	2.4	2.4	2.4	2.3	2.2	2.2
Avg. Stride Length [m]	7.0	7.4	7.2	7.0	6.8	6.7	6.4	6.3



- [ ] Ranking at each section and finish
- .-.- No data available at this section
- NA No data available