

Track Rating: Good 3, Weather: fine, Rail Position: +4m Entire

Section												Last 600m		
Field Times		Overall	1000m	800m	600m	400m	200m						0:33.32	
		1:02.89 (0:08.17)	0:54.72 (0:10.77)	0:43.95 (0:10.63)	0:33.32 (0:10.71)	0:22.61 (0:11.11)	0:11.50 (0:11.50)							
Rank	TAB	Horse/Jockey	Barrier	Top Speed [km/h]	Fastest Section							Margin	Distance Travelled [m]	
1	7	CELESTIAL SOL Rikki Jamieson	2	67.8 1000m	0:08.27 Overall	1:02.89 [1] (0:08.27)	0:54.62 [2] (0:10.67)	0:43.95 [1] (0:10.63)	0:33.32 [1] (0:10.71)	0:22.61 [1] (0:11.11)	0:11.50 [1] (0:11.50)	1:02.89	0:33.32	
2	1	SNAZZ 'N' CHARM Brodie Loy	7	69.1 800m	0:08.76 Overall	1:02.90 [2] (0:08.76)	0:54.14 [5] (0:10.82)	0:43.32 [5] (0:10.54)	0:32.78 [5] (0:10.60)	0:22.18 [4] (0:10.76)	0:11.42 [2] (0:11.42)	0.1L	0:32.78	+4
3	4	MAGNITUDO Michael Murphy	4	68.5 1000m	0:08.56 Overall	1:03.19 [3] (0:08.56)	0:54.63 [4] (0:10.66)	0:43.97 [3] (0:10.68)	0:33.29 [3] (0:10.87)	0:22.42 [3] (0:11.05)	0:11.37 [4] (0:11.37)	1.6L	0:33.29	+2
4	3	OCEAN EMPEROR Corey Bayliss	8	68.6 1000m	0:08.86 Overall	1:03.25 [4] (0:08.86)	0:54.39 [7] (0:10.81)	0:43.58 [6] (0:10.63)	0:32.95 [6] (0:10.75)	0:22.20 [6] (0:10.98)	0:11.22 [6] (0:11.22)	1.8L	0:32.95	+9
5	6	TELEPHONE BOOTH James Orman	5	67.5 800m	0:08.52 Overall	1:03.30 [5] (0:08.52)	0:54.78 [3] (0:10.87)	0:43.91 [4] (0:10.72)	0:33.19 [4] (0:10.82)	0:22.37 [5] (0:10.98)	0:11.39 [5] (0:11.39)	2L	0:33.19	+7
6	5	QUIET RIOT Ben Thompson	3	68.0 600m	0:08.17 Overall	1:03.45 [6] (0:08.17)	0:55.28 [1] (0:10.80)	0:44.48 [2] (0:10.62)	0:33.86 [2] (0:10.82)	0:23.04 [2] (0:11.12)	0:11.92 [3] (0:11.92)	2.8L	0:33.86	+4
7	8	ISAREADY Anthony Allen	6	67.4 1000m	0:08.86 Overall	1:03.90 [7] (0:08.86)	0:55.04 [6] (0:10.93)	0:44.11 [7] (0:10.76)	0:33.35 [7] (0:10.90)	0:22.45 [7] (0:11.05)	0:11.40 [7] (0:11.40)	5.3L	0:33.35	+3

Scratched: Reality (#2)



Horse/Jockey Name	Celestial Sol
Final Rank	1
Fastest Section Time (Section)	0:08.27 (Overall)
Top Speed [km/h] (Section)	67.8 (1000m)
Race State	Finished



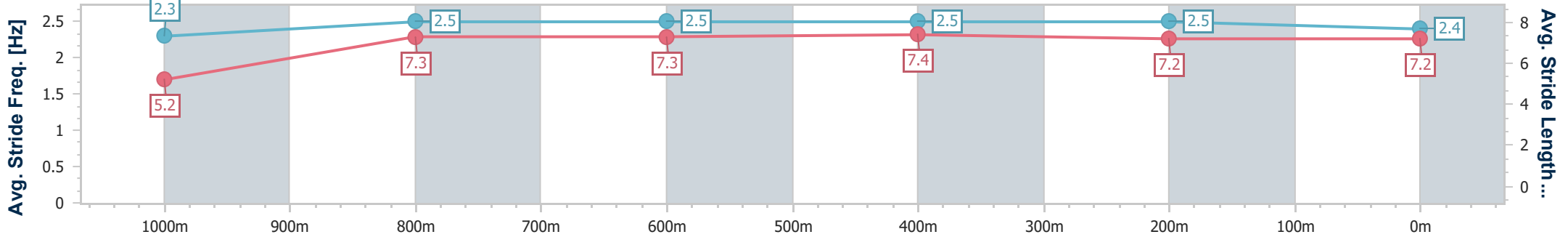
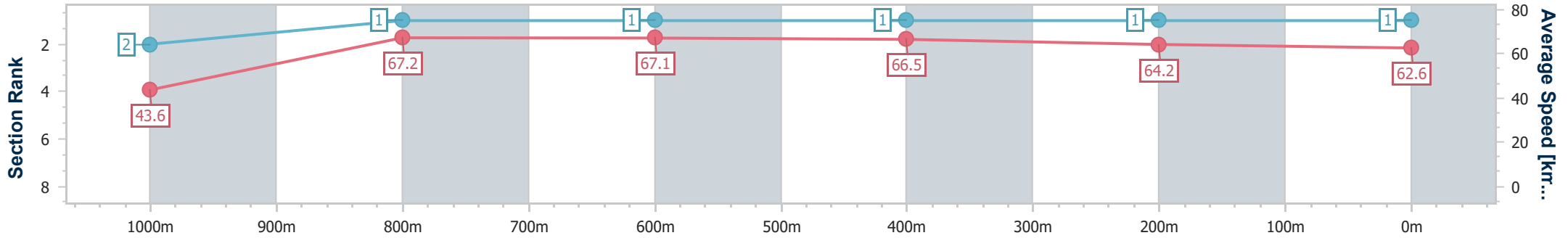
Ipswich QLD Professional
 Race 4: ST PATRICK'S RACES 17 MARCH Class 4 Handicap - 1100m



16 February 2023 - 14:38

Track Rating: Good 3, Weather: fine, Rail Position: +4m Entire

Section	Overall	1000m	800m	600m	400m	200m
Section Times	1:02.89 [1] (0:08.27)	0:54.62 [2] (0:10.67)	0:43.95 [1] (0:10.63)	0:33.32 [1] (0:10.71)	0:22.61 [1] (0:11.11)	0:11.50 [1] (0:11.50)
Average Speed [km/h]	43.6	67.2	67.1	66.5	64.2	62.6
Top Speed [km/h]	66.8	67.8	67.2	67.4	65.3	63.4
Avg. Dist. to Rail [m]	3.0	1.2	2.7	2.9	2.0	1.6
Avg. Stride Freq. [Hz]	2.3	2.5	2.5	2.5	2.5	2.4
Avg. Stride Length [m]	5.2	7.3	7.3	7.4	7.2	7.2



- [] Ranking at each section and finish
- .-.- No data available at this section
- NA No data available



Horse/Jockey Name	Snazz 'N' Charm
Final Rank	2
Fastest Section Time (Section)	0:08.76 (Overall)
Top Speed [km/h] (Section)	69.1 (800m)
Race State	Finished



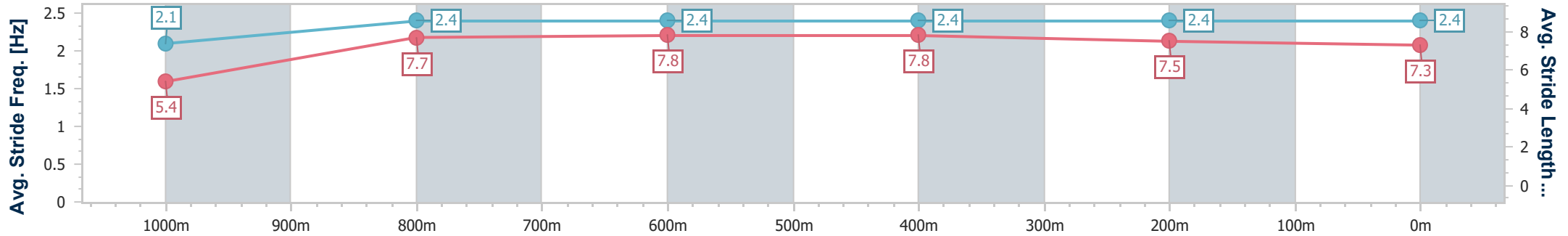
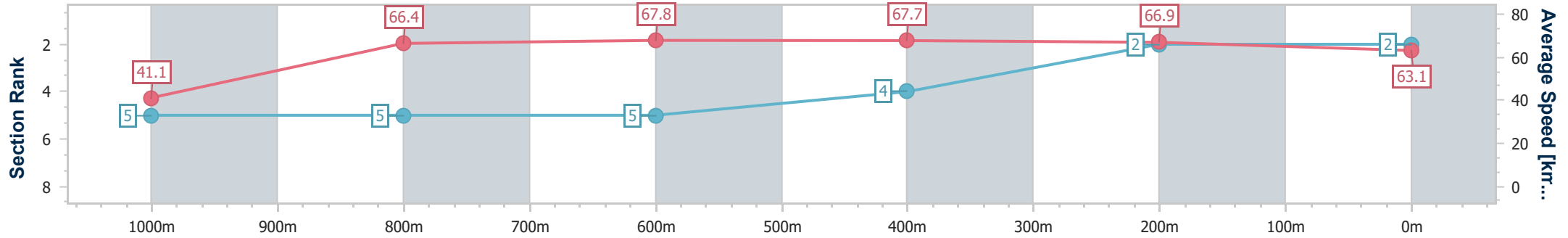
Ipswich QLD Professional
 Race 4: ST PATRICK'S RACES 17 MARCH Class 4 Handicap - 1100m



16 February 2023 - 14:38

Track Rating: Good 3, Weather: fine, Rail Position: +4m Entire

Section	Overall	1000m	800m	600m	400m	200m
Section Times	1:02.90 [2] (0:08.76)	0:54.14 [5] (0:10.82)	0:43.32 [5] (0:10.54)	0:32.78 [5] (0:10.60)	0:22.18 [4] (0:10.76)	0:11.42 [2] (0:11.42)
Average Speed [km/h]	41.1	66.4	67.8	67.7	66.9	63.1
Top Speed [km/h]	63.9	67.6	69.1	68.9	67.7	66.7
Avg. Dist. to Rail [m]	6.7	0.9	2.1	1.1	0.9	1.3
Avg. Stride Freq. [Hz]	2.1	2.4	2.4	2.4	2.4	2.4
Avg. Stride Length [m]	5.4	7.7	7.8	7.8	7.5	7.3



- [] Ranking at each section and finish
- .-.- No data available at this section
- NA No data available



Horse/Jockey Name	Magnitudo
Final Rank	3
Fastest Section Time (Section)	0:08.56 (Overall)
Top Speed [km/h] (Section)	68.5 (1000m)
Race State	Finished



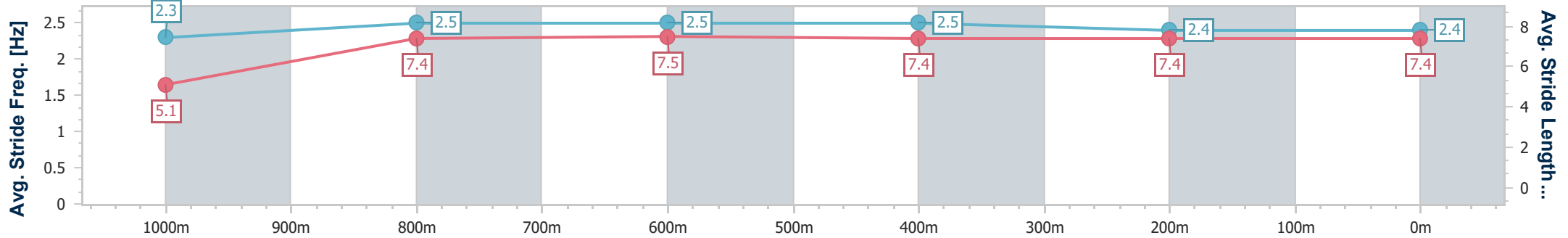
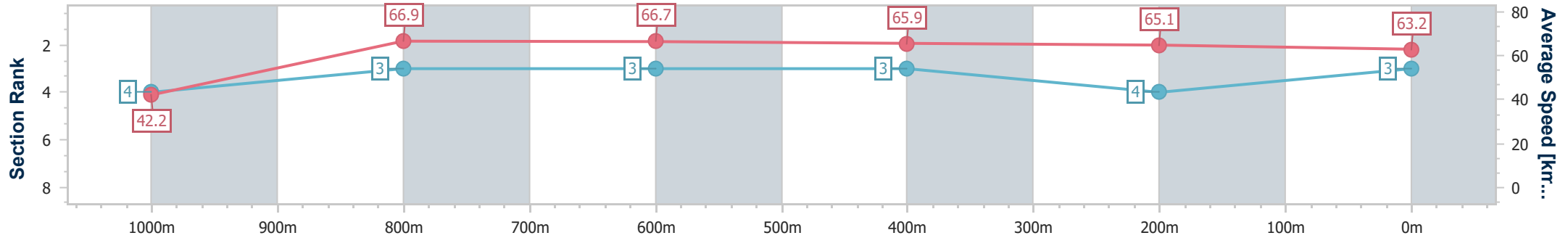
Ipswich QLD Professional
Race 4: ST PATRICK'S RACES 17 MARCH Class 4 Handicap - 1100m



16 February 2023 - 14:38

Track Rating: Good 3, Weather: fine, Rail Position: +4m Entire

Section	Overall	1000m	800m	600m	400m	200m
Section Times	1:03.19 [3] (0:08.56)	0:54.63 [4] (0:10.66)	0:43.97 [3] (0:10.68)	0:33.29 [3] (0:10.87)	0:22.42 [3] (0:11.05)	0:11.37 [4] (0:11.37)
Average Speed [km/h]	42.2	66.9	66.7	65.9	65.1	63.2
Top Speed [km/h]	65.2	68.5	67.3	66.5	65.8	64.9
Avg. Dist. to Rail [m]	3.4	3.2	3.1	1.5	0.5	0.4
Avg. Stride Freq. [Hz]	2.3	2.5	2.5	2.5	2.4	2.4
Avg. Stride Length [m]	5.1	7.4	7.5	7.4	7.4	7.4



- [] Ranking at each section and finish
- .-.- No data available at this section
- NA No data available



Horse/Jockey Name	Ocean Emperor
Final Rank	4
Fastest Section Time (Section)	0:08.86 (Overall)
Top Speed [km/h] (Section)	68.6 (1000m)
Race State	Finished



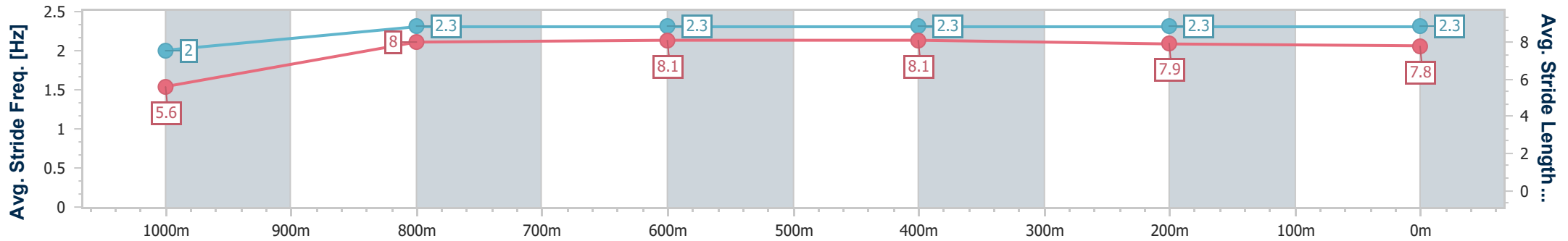
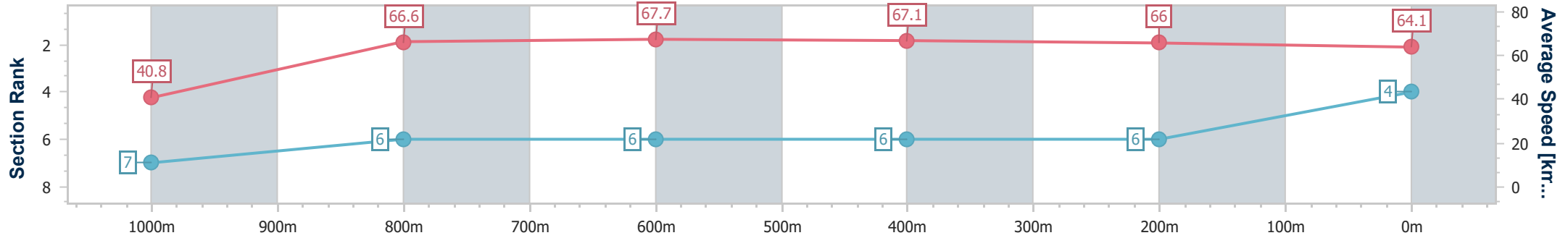
Ipswich QLD Professional
Race 4: ST PATRICK'S RACES 17 MARCH Class 4 Handicap - 1100m



16 February 2023 - 14:38

Track Rating: Good 3, Weather: fine, Rail Position: +4m Entire

Section	Overall	1000m	800m	600m	400m	200m
Section Times	1:03.25 [4] (0:08.86)	0:54.39 [7] (0:10.81)	0:43.58 [6] (0:10.63)	0:32.95 [6] (0:10.75)	0:22.20 [6] (0:10.98)	0:11.22 [6] (0:11.22)
Average Speed [km/h]	40.8	66.6	67.7	67.1	66.0	64.1
Top Speed [km/h]	61.2	68.6	68.0	67.6	66.5	65.7
Avg. Dist. to Rail [m]	8.1	0.7	0.3	0.5	2.4	3.5
Avg. Stride Freq. [Hz]	2.0	2.3	2.3	2.3	2.3	2.3
Avg. Stride Length [m]	5.6	8.0	8.1	8.1	7.9	7.8



- [] Ranking at each section and finish
- .-.- No data available at this section
- NA No data available



Horse/Jockey Name	Telephone Booth
Final Rank	5
Fastest Section Time (Section)	0:08.52 (Overall)
Top Speed [km/h] (Section)	67.5 (800m)
Race State	Finished



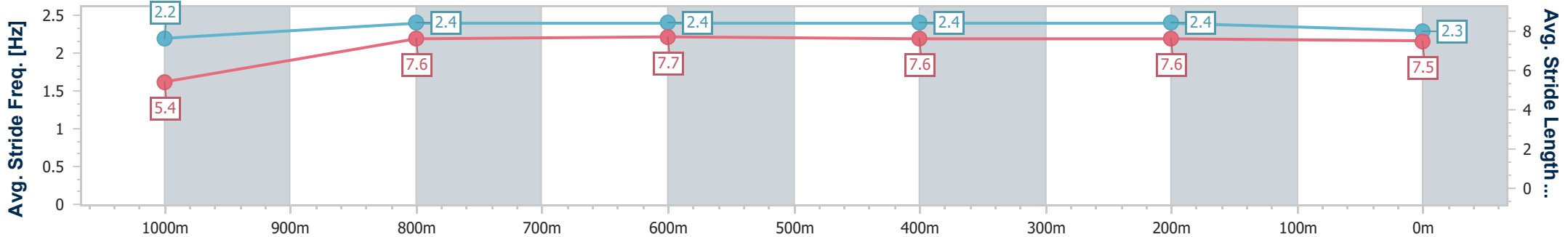
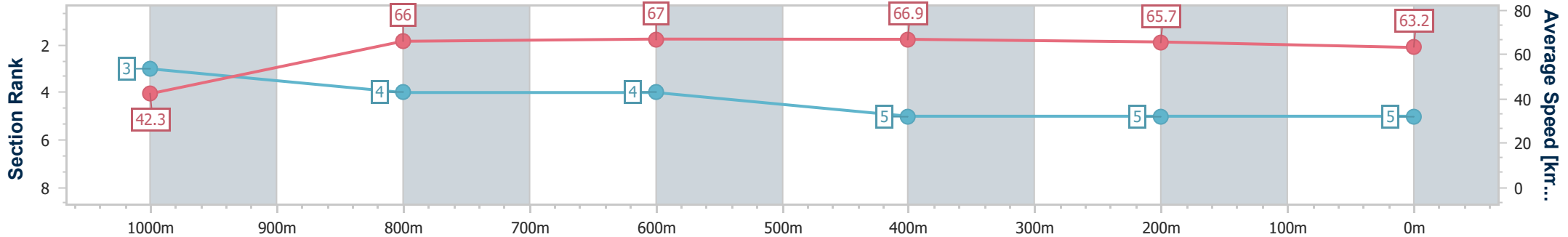
Ipswich QLD Professional
Race 4: ST PATRICK'S RACES 17 MARCH Class 4 Handicap - 1100m



16 February 2023 - 14:38

Track Rating: Good 3, Weather: fine, Rail Position: +4m Entire

Section	Overall	1000m	800m	600m	400m	200m
Section Times	1:03.30 [5] (0:08.52)	0:54.78 [3] (0:10.87)	0:43.91 [4] (0:10.72)	0:33.19 [4] (0:10.82)	0:22.37 [5] (0:10.98)	0:11.39 [5] (0:11.39)
Average Speed [km/h]	42.3	66.0	67.0	66.9	65.7	63.2
Top Speed [km/h]	63.1	67.4	67.5	67.1	67.4	65.2
Avg. Dist. to Rail [m]	5.7	1.0	0.8	0.7	1.6	2.3
Avg. Stride Freq. [Hz]	2.2	2.4	2.4	2.4	2.4	2.3
Avg. Stride Length [m]	5.4	7.6	7.7	7.6	7.6	7.5



- [] Ranking at each section and finish
- .-.- No data available at this section
- NA No data available



Horse/Jockey Name	Quiet Riot
Final Rank	6
Fastest Section Time (Section)	0:08.17 (Overall)
Top Speed [km/h] (Section)	68.0 (600m)
Race State	Finished



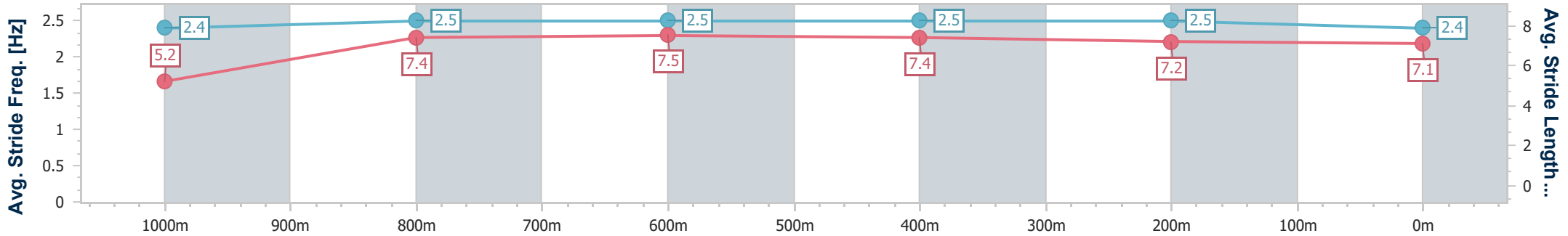
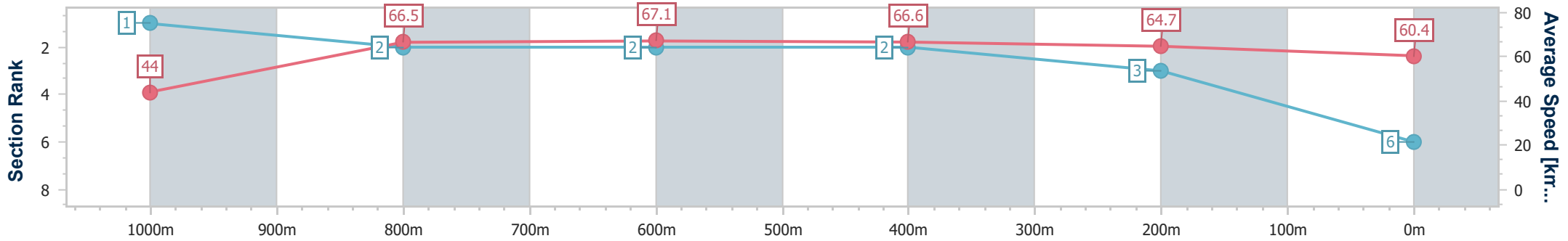
Ipswich QLD Professional
 Race 4: ST PATRICK'S RACES 17 MARCH Class 4 Handicap - 1100m



16 February 2023 - 14:38

Track Rating: Good 3, Weather: fine, Rail Position: +4m Entire

Section	Overall	1000m	800m	600m	400m	200m
Section Times	1:03.45 [6] (0:08.17)	0:55.28 [1] (0:10.80)	0:44.48 [2] (0:10.62)	0:33.86 [2] (0:10.82)	0:23.04 [2] (0:11.12)	0:11.92 [3] (0:11.92)
Average Speed [km/h]	44.0	66.5	67.1	66.6	64.7	60.4
Top Speed [km/h]	65.9	67.1	67.8	68.0	65.6	62.8
Avg. Dist. to Rail [m]	3.5	0.8	2.6	0.3	0.3	0.6
Avg. Stride Freq. [Hz]	2.4	2.5	2.5	2.5	2.5	2.4
Avg. Stride Length [m]	5.2	7.4	7.5	7.4	7.2	7.1



- [] Ranking at each section and finish
- .-.- No data available at this section
- NA No data available



Horse/Jockey Name	Isaready
Final Rank	7
Fastest Section Time (Section)	0:08.86 (Overall)
Top Speed [km/h] (Section)	67.4 (1000m)
Race State	Finished



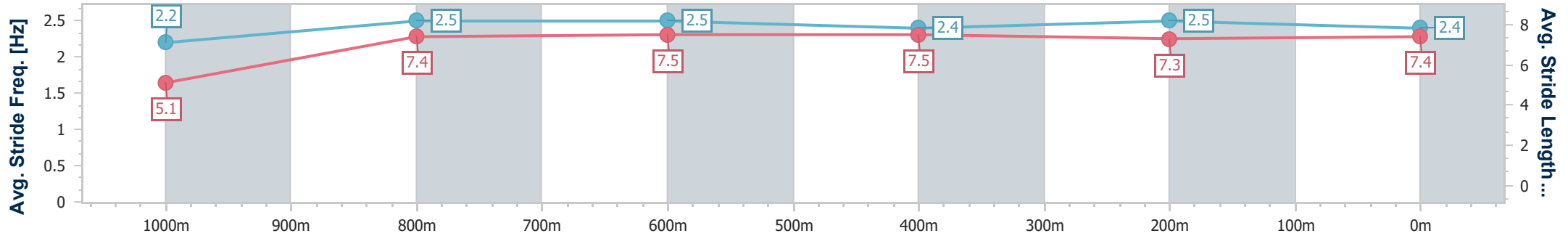
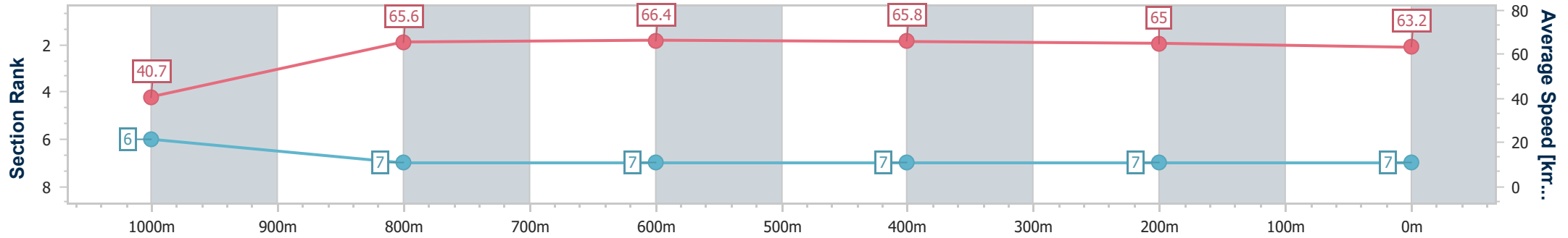
Ipswich QLD Professional
 Race 4: ST PATRICK'S RACES 17 MARCH Class 4 Handicap - 1100m



16 February 2023 - 14:38

Track Rating: Good 3, Weather: fine, Rail Position: +4m Entire

Section	Overall	1000m	800m	600m	400m	200m
Section Times	1:03.90 [7] (0:08.86)	0:55.04 [6] (0:10.93)	0:44.11 [7] (0:10.76)	0:33.35 [7] (0:10.90)	0:22.45 [7] (0:11.05)	0:11.40 [7] (0:11.40)
Average Speed [km/h]	40.7	65.6	66.4	65.8	65.0	63.2
Top Speed [km/h]	62.8	67.4	66.8	66.7	66.5	64.4
Avg. Dist. to Rail [m]	4.9	1.3	2.1	1.0	0.6	1.5
Avg. Stride Freq. [Hz]	2.2	2.5	2.5	2.4	2.5	2.4
Avg. Stride Length [m]	5.1	7.4	7.5	7.5	7.3	7.4



- [] Ranking at each section and finish
- .-.- No data available at this section
- NA No data available