



# Sunshine Coast QLD Professional

## Race 4: MARTIN COLLINS AUSTRALIA BENCHMARK 60 Handicap - 2200m

19 February 2023 - 14:50



Track Rating: Good 4, Weather: Fine, Rail Position: +7m Entire

Section	Overall	2000m	1800m	1600m	1400m	1200m	1000m	Last 600m						
Field Times	2:19.47 (0:15.65)	2:03.82 (0:12.07)	1:51.75 (0:12.67)	1:39.08 (0:12.56)	1:26.52 (0:12.06)	1:14.46 (0:12.60)	1:01.86 (0:12.95)	0:36.38						
Rank	TAB	Horse/Jockey	Barrier	Top Speed [km/h]	Fastest Section								Distance Travelled [m]	
1	4	ZIPPY POWER Andrew Mallyon	4	62.1 400m	0:11.78 400m	2:19.47 [1] (0:16.07)	2:03.40 [4] (0:12.32)	1:51.08 [4] (0:12.36)	1:38.72 [3] (0:12.47)	1:26.25 [3] (0:12.08)	1:14.17 [4] (0:12.65)	1:01.52 [4] (0:12.93)	0:36.16	
2	1	GO MILLO Bailey Wheeler	9	62.0 Overall	0:11.82 400m	2:19.66 [2] (0:15.77)	2:03.89 [2] (0:12.28)	1:51.61 [2] (0:12.57)	1:39.04 [2] (0:12.62)	1:26.42 [4] (0:12.05)	1:14.37 [3] (0:12.62)	1:01.75 [3] (0:12.95)	0:36.33	-4
3	6	POPPY JOAN Craig Robertson	2	62.0 400m	0:11.80 400m	2:20.06 [3] (0:16.32)	2:03.74 [6] (0:12.30)	1:51.44 [6] (0:12.63)	1:38.81 [7] (0:12.47)	1:26.34 [7] (0:12.18)	1:14.16 [7] (0:12.56)	1:01.60 [7] (0:12.92)	0:36.41	+0
4	2	THATFRIDAYFEELING Samantha Collett	8	61.7 1800m	0:11.89 1600m	2:20.18 [4] (0:16.61)	2:03.57 [9] (0:12.30)	1:51.27 [9] (0:12.26)	1:39.01 [6] (0:11.89)	1:27.12 [2] (0:12.01)	1:15.11 [2] (0:12.67)	1:02.44 [2] (0:12.90)	0:37.04	+2
5	5	CHAYSE 'N' NOAH Karl Zechner	7	62.4 400m	0:11.66 400m	2:20.31 [5] (0:16.43)	2:03.88 [7] (0:12.33)	1:51.55 [7] (0:12.50)	1:39.05 [8] (0:12.64)	1:26.41 [8] (0:12.31)	1:14.10 [8] (0:12.51)	1:01.59 [9] (0:12.94)	0:36.22	+3
6	8	ALPHA JANE Tiffani Brooker	10	61.2 600m	0:12.08 400m	2:20.74 [6] (0:16.22)	2:04.52 [5] (0:12.34)	1:52.18 [5] (0:12.37)	1:39.81 [4] (0:12.46)	1:27.35 [5] (0:12.22)	1:15.13 [5] (0:12.62)	1:02.51 [5] (0:12.89)	0:37.24	+3
7	10	BOULT Melea Castle	5	61.7 Overall	0:12.06 1400m	2:20.77 [7] (0:15.65)	2:05.12 [1] (0:12.07)	1:53.05 [1] (0:12.67)	1:40.38 [1] (0:12.56)	1:27.82 [1] (0:12.06)	1:15.76 [1] (0:12.60)	1:03.16 [1] (0:12.95)	0:37.68	-5
8	9	VENOMOUS Cody Collis	3	62.0 600m	0:11.93 600m	2:21.49 [8] (0:16.50)	2:04.99 [8] (0:12.33)	1:52.66 [8] (0:12.72)	1:39.94 [9] (0:12.36)	1:27.58 [9] (0:12.37)	1:15.21 [9] (0:12.39)	1:02.82 [8] (0:12.90)	0:37.42	-3
9	7	YOUNG CLIFFY Luke Tarrant	1	60.6 Overall	0:12.12 600m	2:22.93 [9] (0:16.05)	2:06.88 [3] (0:12.30)	1:54.58 [3] (0:12.61)	1:41.97 [5] (0:12.65)	1:29.32 [6] (0:12.21)	1:17.11 [6] (0:12.50)	1:04.61 [6] (0:12.90)	0:39.03	-4

Scratched: Likeabeel (#3)



# Sunshine Coast QLD Professional

## Race 4: MARTIN COLLINS AUSTRALIA BENCHMARK 60 Handicap - 2200m

19 February 2023 - 14:50



Track Rating: Good 4, Weather: Fine, Rail Position: +7m Entire

Section									Last 600m			
Field Times									0:36.38			
		800m	600m	400m	200m							
		0:48.91 (0:12.53)	0:36.38 (0:12.10)	0:24.28 (0:11.86)	0:12.42 (0:12.42)							
Rank	TAB	Horse/Jockey	Barrier	Top Speed [km/h]	Fastest Section					Margin	Distance Travelled [m]	
1	4	ZIPPY POWER Andrew Mallyon	4	62.1 400m	0:11.78 400m	0:48.59 [4] (0:12.43)	0:36.16 [3] (0:11.96)	0:24.20 [3] (0:11.78)	0:12.42 [1] (0:12.42)	2:19.47	0:36.16	
2	1	GO MILLO Bailey Wheeler	9	62.0 Overall	0:11.82 400m	0:48.80 [3] (0:12.47)	0:36.33 [4] (0:12.09)	0:24.24 [4] (0:11.82)	0:12.42 [2] (0:12.42)	1L	0:36.33	-4
3	6	POPPY JOAN Craig Robertson	2	62.0 400m	0:11.80 400m	0:48.68 [7] (0:12.27)	0:36.41 [6] (0:11.98)	0:24.43 [6] (0:11.80)	0:12.63 [4] (0:12.63)	3.3L	0:36.41	+0
4	2	THATFRIDAYFEELING Samantha Collett	8	61.7 1800m	0:11.89 1600m	0:49.54 [2] (0:12.50)	0:37.04 [2] (0:12.05)	0:24.99 [2] (0:12.12)	0:12.87 [3] (0:12.87)	3.8L	0:37.04	+2
5	5	CHAYSE 'N' NOAH Karl Zechner	7	62.4 400m	0:11.66 400m	0:48.65 [9] (0:12.43)	0:36.22 [9] (0:11.92)	0:24.30 [8] (0:11.66)	0:12.64 [6] (0:12.64)	4.3L	0:36.22	+3
6	8	ALPHA JANE Tiffani Brooker	10	61.2 600m	0:12.08 400m	0:49.62 [5] (0:12.38)	0:37.24 [5] (0:12.11)	0:25.13 [5] (0:12.08)	0:13.05 [7] (0:13.05)	6.8L	0:37.24	+3
7	10	BOULT Melea Castle	5	61.7 Overall	0:12.06 1400m	0:50.21 [1] (0:12.53)	0:37.68 [1] (0:12.10)	0:25.58 [1] (0:12.28)	0:13.30 [5] (0:13.30)	7L	0:37.68	-5
8	9	VENOMOUS Cody Collis	3	62.0 600m	0:11.93 600m	0:49.92 [8] (0:12.50)	0:37.42 [8] (0:11.93)	0:25.49 [7] (0:11.97)	0:13.52 [8] (0:13.52)	11L	0:37.42	-3
9	7	YOUNG CLIFFY Luke Tarrant	1	60.6 Overall	0:12.12 600m	0:51.71 [6] (0:12.68)	0:39.03 [7] (0:12.12)	0:26.91 [9] (0:12.45)	0:14.46 [9] (0:14.46)	19.3L	0:39.03	-4

Scratched: Likeabeel (#3)



Horse/Jockey Name	Zippy Power
Final Rank	1
Fastest Section Time (Section)	0:11.78 (400m)
Top Speed [km/h] (Section)	62.1 (400m)
Race State	Finished



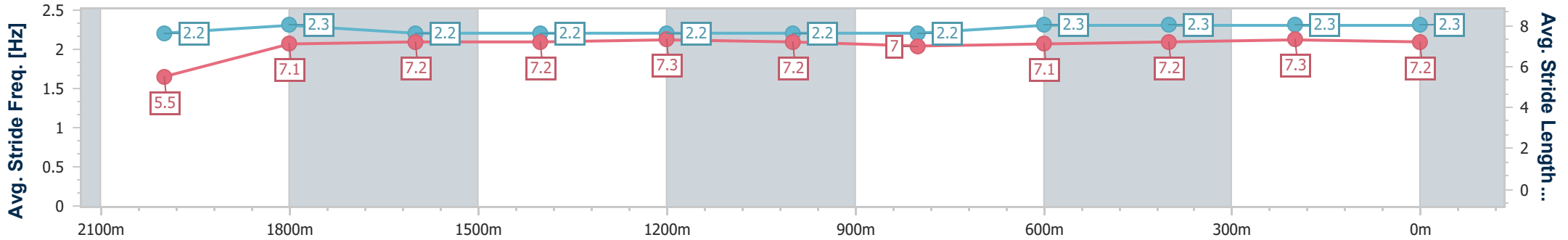
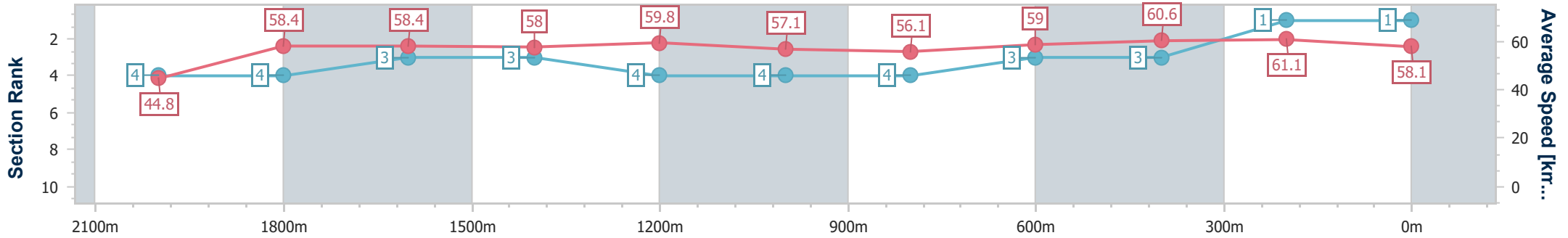
Sunshine Coast QLD Professional  
Race 4: MARTIN COLLINS AUSTRALIA BENCHMARK 60  
Handicap - 2200m



19 February 2023 - 14:50

Track Rating: Good 4, Weather: Fine, Rail Position: +7m Entire

Section	Overall	2000m	1800m	1600m	1400m	1200m	1000m	800m	600m	400m	200m
Section Times	2:19.47 [1] (0:16.07)	2:03.40 [4] (0:12.32)	1:51.08 [4] (0:12.36)	1:38.72 [3] (0:12.47)	1:26.25 [3] (0:12.08)	1:14.17 [4] (0:12.65)	1:01.52 [4] (0:12.93)	0:48.59 [4] (0:12.43)	0:36.16 [3] (0:11.96)	0:24.20 [3] (0:11.78)	0:12.42 [1] (0:12.42)
Average Speed [km/h]	44.8	58.4	58.4	58.0	59.8	57.1	56.1	59.0	60.6	61.1	58.1
Top Speed [km/h]	60.4	60.7	60.4	59.3	60.6	59.2	56.8	60.8	61.8	62.1	59.8
Avg. Dist. to Rail [m]	6.1	0.6	0.4	1.2	1.9	2.7	3.1	3.0	1.3	3.5	2.8
Avg. Stride Freq. [Hz]	2.2	2.3	2.2	2.2	2.2	2.2	2.2	2.3	2.3	2.3	2.3
Avg. Stride Length [m]	5.5	7.1	7.2	7.2	7.3	7.2	7.0	7.1	7.2	7.3	7.2



- [ ] Ranking at each section and finish
- .-.- No data available at this section
- NA No data available



Horse/Jockey Name	Go Millo
Final Rank	2
Fastest Section Time (Section)	0:11.82 (400m)
Top Speed [km/h] (Section)	62.0 (Overall)
Race State	Finished



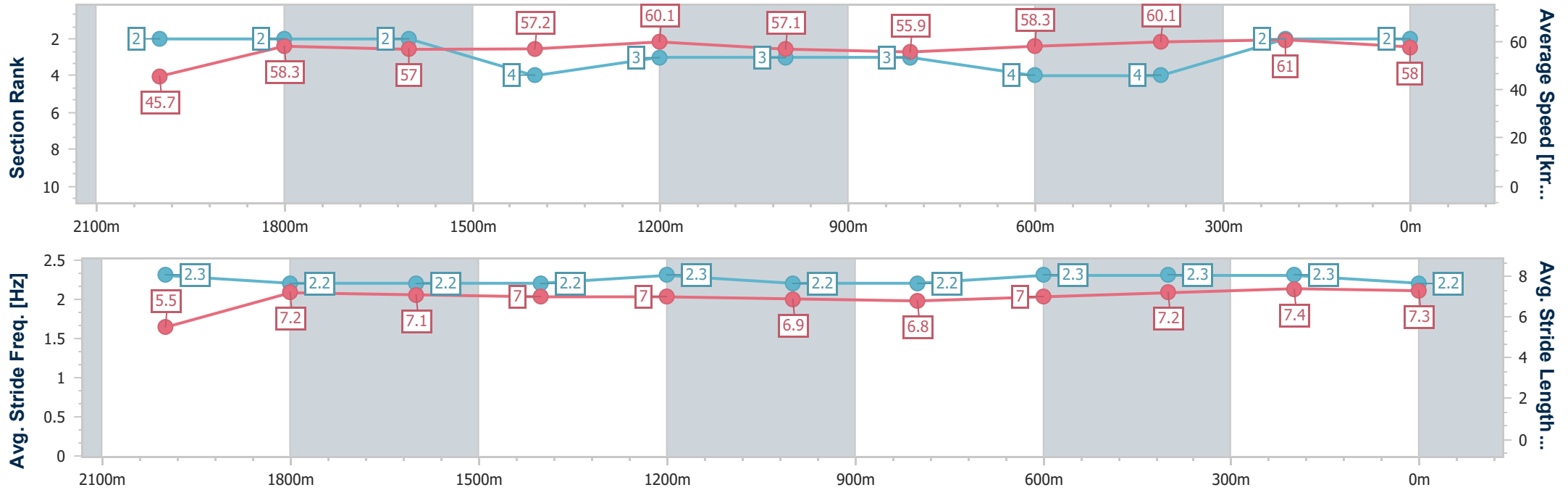
Sunshine Coast QLD Professional  
Race 4: MARTIN COLLINS AUSTRALIA BENCHMARK 60  
Handicap - 2200m



19 February 2023 - 14:50

Track Rating: Good 4, Weather: Fine, Rail Position: +7m Entire

Section	Overall	2000m	1800m	1600m	1400m	1200m	1000m	800m	600m	400m	200m
Section Times	2:19.66 [2] (0:15.77)	2:03.89 [2] (0:12.28)	1:51.61 [2] (0:12.57)	1:39.04 [2] (0:12.62)	1:26.42 [4] (0:12.05)	1:14.37 [3] (0:12.62)	1:01.75 [3] (0:12.95)	0:48.80 [3] (0:12.47)	0:36.33 [4] (0:12.09)	0:24.24 [4] (0:11.82)	0:12.42 [2] (0:12.42)
Average Speed [km/h]	45.7	58.3	57.0	57.2	60.1	57.1	55.9	58.3	60.1	61.0	58.0
Top Speed [km/h]	62.0	60.4	58.4	59.6	60.4	59.1	56.1	60.0	61.2	61.5	60.4
Avg. Dist. to Rail [m]	7.5	0.9	0.9	1.1	2.0	2.0	1.9	1.5	1.9	4.7	4.0
Avg. Stride Freq. [Hz]	2.3	2.2	2.2	2.2	2.3	2.2	2.2	2.3	2.3	2.3	2.2
Avg. Stride Length [m]	5.5	7.2	7.1	7.0	7.0	6.9	6.8	7.0	7.2	7.4	7.3



- [ ] Ranking at each section and finish
- .-.- No data available at this section
- NA No data available



Horse/Jockey Name	Poppy Joan
Final Rank	3
Fastest Section Time (Section)	0:11.80 (400m)
Top Speed [km/h] (Section)	62.0 (400m)
Race State	Finished



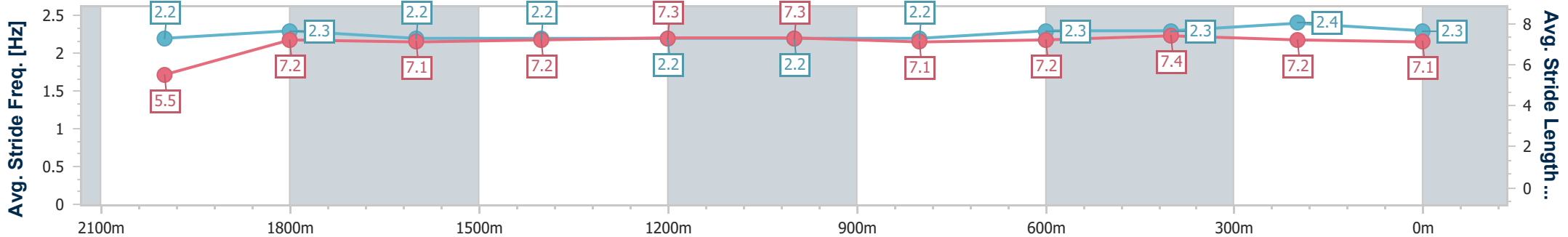
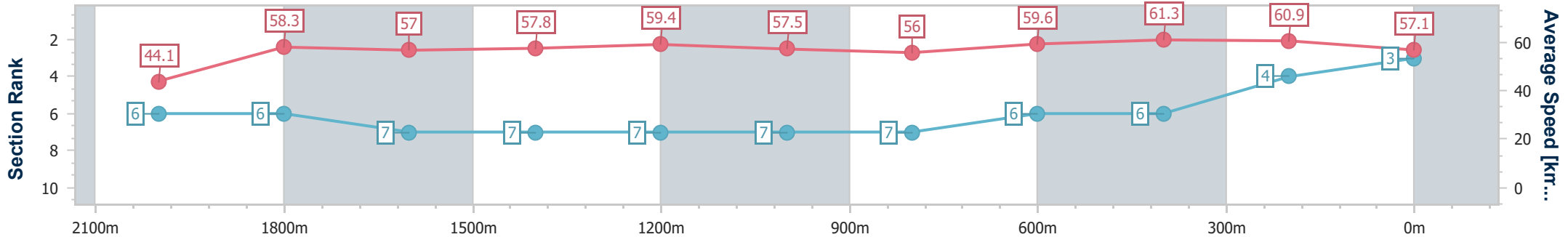
Sunshine Coast QLD Professional  
Race 4: MARTIN COLLINS AUSTRALIA BENCHMARK 60  
Handicap - 2200m



19 February 2023 - 14:50

Track Rating: Good 4, Weather: Fine, Rail Position: +7m Entire

Section	Overall	2000m	1800m	1600m	1400m	1200m	1000m	800m	600m	400m	200m
Section Times	2:20.06 [3] (0:16.32)	2:03.74 [6] (0:12.30)	1:51.44 [6] (0:12.63)	1:38.81 [7] (0:12.47)	1:26.34 [7] (0:12.18)	1:14.16 [7] (0:12.56)	1:01.60 [7] (0:12.92)	0:48.68 [7] (0:12.27)	0:36.41 [6] (0:11.98)	0:24.43 [6] (0:11.80)	0:12.63 [4] (0:12.63)
Average Speed [km/h]	44.1	58.3	57.0	57.8	59.4	57.5	56.0	59.6	61.3	60.9	57.1
Top Speed [km/h]	60.6	60.1	59.4	59.2	60.6	59.3	57.3	61.7	61.9	62.0	59.4
Avg. Dist. to Rail [m]	6.1	0.8	0.4	1.4	2.0	2.3	2.2	2.4	3.7	6.5	4.3
Avg. Stride Freq. [Hz]	2.2	2.3	2.2	2.2	2.2	2.2	2.2	2.3	2.3	2.4	2.3
Avg. Stride Length [m]	5.5	7.2	7.1	7.2	7.3	7.3	7.1	7.2	7.4	7.2	7.1



- [ ] Ranking at each section and finish
- .-.- No data available at this section
- NA No data available



Horse/Jockey Name	Thatfridayfeeling
Final Rank	4
Fastest Section Time (Section)	0:11.89 (1600m)
Top Speed [km/h] (Section)	61.7 (1800m)
Race State	Finished



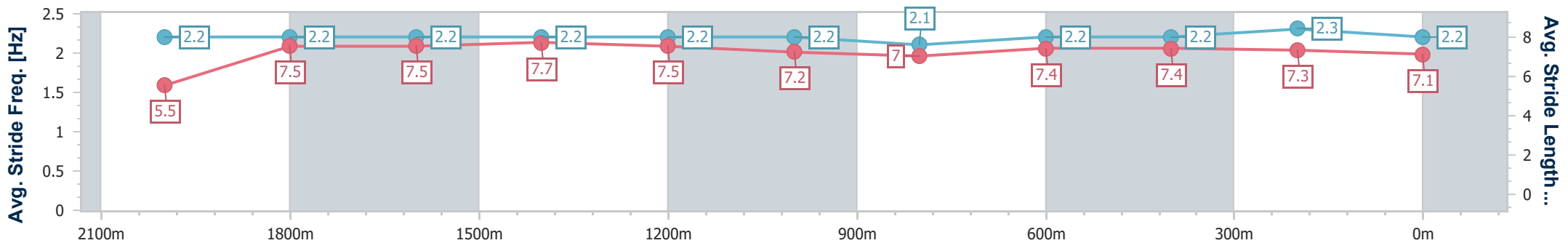
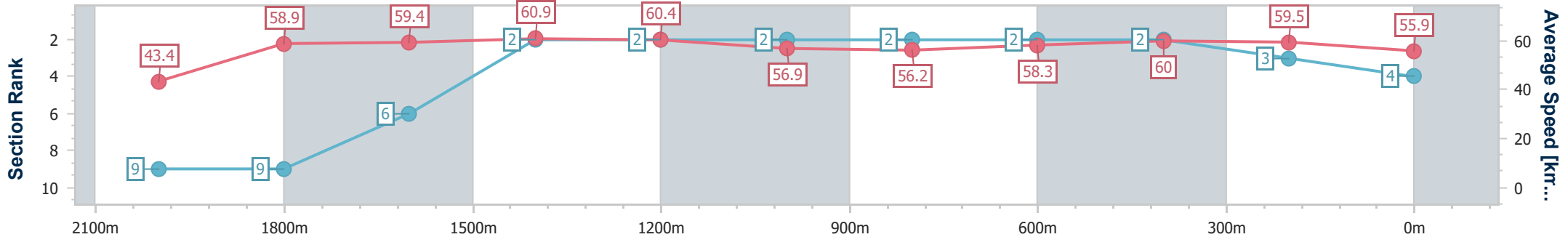
Sunshine Coast QLD Professional  
Race 4: MARTIN COLLINS AUSTRALIA BENCHMARK 60  
Handicap - 2200m



19 February 2023 - 14:50

Track Rating: Good 4, Weather: Fine, Rail Position: +7m Entire

Section	Overall	2000m	1800m	1600m	1400m	1200m	1000m	800m	600m	400m	200m
Section Times	2:20.18 [4] (0:16.61)	2:03.57 [9] (0:12.30)	1:51.27 [9] (0:12.26)	1:39.01 [6] (0:11.89)	1:27.12 [2] (0:12.01)	1:15.11 [2] (0:12.67)	1:02.44 [2] (0:12.90)	0:49.54 [2] (0:12.50)	0:37.04 [2] (0:12.05)	0:24.99 [2] (0:12.12)	0:12.87 [3] (0:12.87)
Average Speed [km/h]	43.4	58.9	59.4	60.9	60.4	56.9	56.2	58.3	60.0	59.5	55.9
Top Speed [km/h]	60.0	59.8	61.7	61.6	61.5	58.4	56.7	60.6	60.7	60.7	58.3
Avg. Dist. to Rail [m]	8.4	1.2	1.8	2.8	2.6	2.7	2.9	2.0	0.8	2.0	2.4
Avg. Stride Freq. [Hz]	2.2	2.2	2.2	2.2	2.2	2.2	2.1	2.2	2.2	2.3	2.2
Avg. Stride Length [m]	5.5	7.5	7.5	7.7	7.5	7.2	7.0	7.4	7.4	7.3	7.1



- [ ] Ranking at each section and finish
- .-.- No data available at this section
- NA No data available



Horse/Jockey Name	Chayse 'N' Noah
Final Rank	5
Fastest Section Time (Section)	0:11.66 (400m)
Top Speed [km/h] (Section)	62.4 (400m)
Race State	Finished



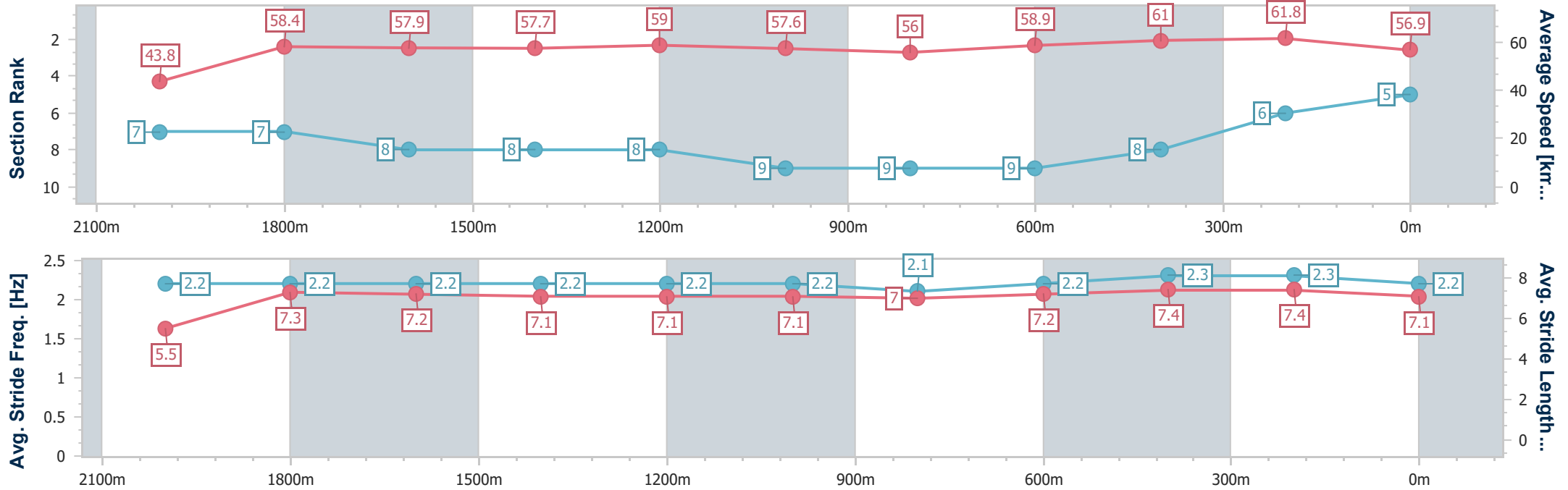
Sunshine Coast QLD Professional  
Race 4: MARTIN COLLINS AUSTRALIA BENCHMARK 60  
Handicap - 2200m



19 February 2023 - 14:50

Track Rating: Good 4, Weather: Fine, Rail Position: +7m Entire

Section	Overall	2000m	1800m	1600m	1400m	1200m	1000m	800m	600m	400m	200m
Section Times	2:20.31 [5] (0:16.43)	2:03.88 [7] (0:12.33)	1:51.55 [7] (0:12.50)	1:39.05 [8] (0:12.64)	1:26.41 [8] (0:12.31)	1:14.10 [8] (0:12.51)	1:01.59 [9] (0:12.94)	0:48.65 [9] (0:12.43)	0:36.22 [9] (0:11.92)	0:24.30 [8] (0:11.66)	0:12.64 [6] (0:12.64)
Average Speed [km/h]	43.8	58.4	57.9	57.7	59.0	57.6	56.0	58.9	61.0	61.8	56.9
Top Speed [km/h]	60.1	59.9	59.1	59.2	60.4	59.3	57.3	61.1	61.4	62.4	61.3
Avg. Dist. to Rail [m]	7.2	0.5	1.1	3.6	3.3	3.4	3.1	2.5	1.9	2.2	3.2
Avg. Stride Freq. [Hz]	2.2	2.2	2.2	2.2	2.2	2.2	2.1	2.2	2.3	2.3	2.2
Avg. Stride Length [m]	5.5	7.3	7.2	7.1	7.1	7.1	7.0	7.2	7.4	7.4	7.1



- [ ] Ranking at each section and finish
- .-.- No data available at this section
- NA No data available



Horse/Jockey Name	Alpha Jane
Final Rank	6
Fastest Section Time (Section)	0:12.08 (400m)
Top Speed [km/h] (Section)	61.2 (600m)
Race State	Finished



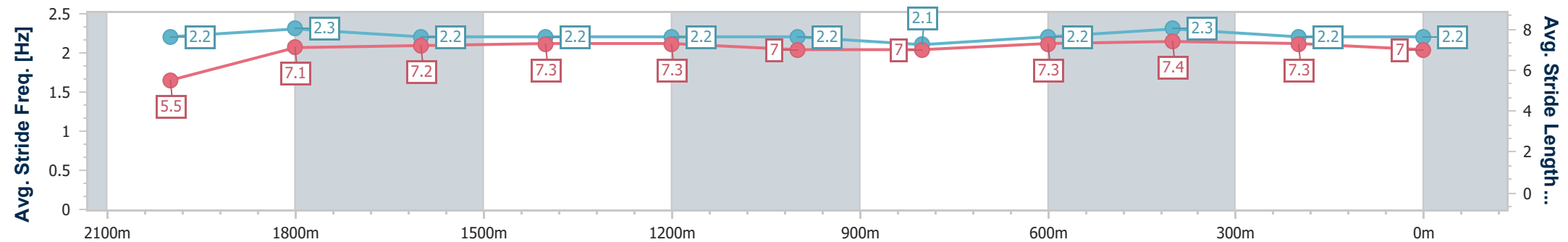
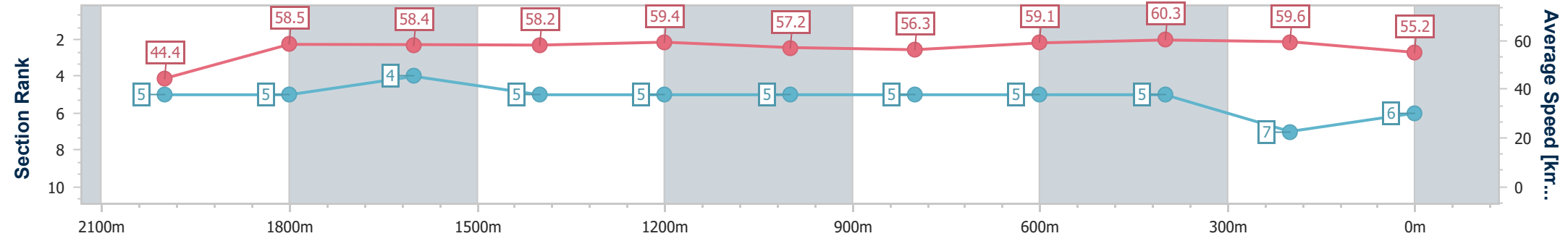
Sunshine Coast QLD Professional  
Race 4: MARTIN COLLINS AUSTRALIA BENCHMARK 60  
Handicap - 2200m



19 February 2023 - 14:50

Track Rating: Good 4, Weather: Fine, Rail Position: +7m Entire

Section	Overall	2000m	1800m	1600m	1400m	1200m	1000m	800m	600m	400m	200m
Section Times	2:20.74 [6] (0:16.22)	2:04.52 [5] (0:12.34)	1:52.18 [5] (0:12.37)	1:39.81 [4] (0:12.46)	1:27.35 [5] (0:12.22)	1:15.13 [5] (0:12.62)	1:02.51 [5] (0:12.89)	0:49.62 [5] (0:12.38)	0:37.24 [5] (0:12.11)	0:25.13 [5] (0:12.08)	0:13.05 [7] (0:13.05)
Average Speed [km/h]	44.4	58.5	58.4	58.2	59.4	57.2	56.3	59.1	60.3	59.6	55.2
Top Speed [km/h]	61.1	59.5	59.9	59.6	60.2	59.3	57.6	61.0	61.2	60.6	58.4
Avg. Dist. to Rail [m]	8.5	0.7	0.9	2.1	3.0	3.0	2.9	2.6	2.6	4.4	4.3
Avg. Stride Freq. [Hz]	2.2	2.3	2.2	2.2	2.2	2.2	2.1	2.2	2.3	2.2	2.2
Avg. Stride Length [m]	5.5	7.1	7.2	7.3	7.3	7.0	7.0	7.3	7.4	7.3	7.0



- [ ] Ranking at each section and finish
- .-.- No data available at this section
- NA No data available





Horse/Jockey Name	Boult
Final Rank	7
Fastest Section Time (Section)	0:12.06 (1400m)
Top Speed [km/h] (Section)	61.7 (Overall)
Race State	Finished



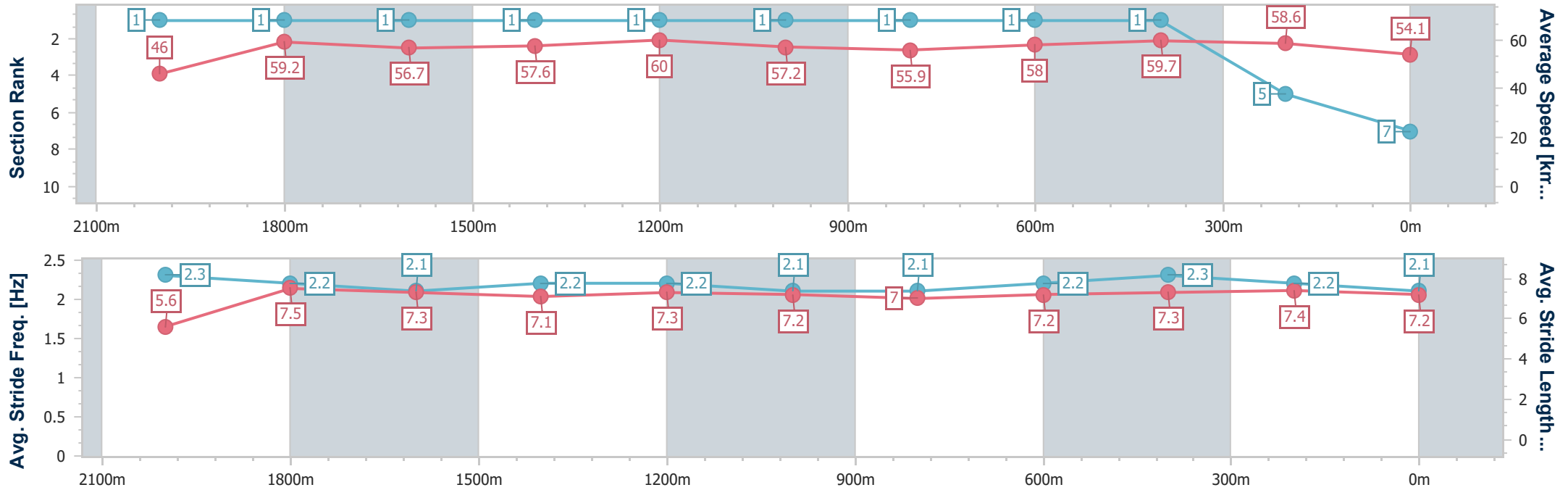
Sunshine Coast QLD Professional  
Race 4: MARTIN COLLINS AUSTRALIA BENCHMARK 60  
Handicap - 2200m



19 February 2023 - 14:50

Track Rating: Good 4, Weather: Fine, Rail Position: +7m Entire

Section	Overall	2000m	1800m	1600m	1400m	1200m	1000m	800m	600m	400m	200m
Section Times	2:20.77 [7] (0:15.65)	2:05.12 [1] (0:12.07)	1:53.05 [1] (0:12.67)	1:40.38 [1] (0:12.56)	1:27.82 [1] (0:12.06)	1:15.76 [1] (0:12.60)	1:03.16 [1] (0:12.95)	0:50.21 [1] (0:12.53)	0:37.68 [1] (0:12.10)	0:25.58 [1] (0:12.28)	0:13.30 [5] (0:13.30)
Average Speed [km/h]	46.0	59.2	56.7	57.6	60.0	57.2	55.9	58.0	59.7	58.6	54.1
Top Speed [km/h]	61.7	61.0	57.4	60.0	60.9	58.8	56.3	60.1	60.8	59.9	56.4
Avg. Dist. to Rail [m]	6.3	1.0	0.9	1.8	2.1	2.1	2.1	1.4	0.6	1.5	1.7
Avg. Stride Freq. [Hz]	2.3	2.2	2.1	2.2	2.2	2.1	2.1	2.2	2.3	2.2	2.1
Avg. Stride Length [m]	5.6	7.5	7.3	7.1	7.3	7.2	7.0	7.2	7.3	7.4	7.2



- [ ] Ranking at each section and finish
- .-.- No data available at this section
- NA No data available



Horse/Jockey Name	Venomous
Final Rank	8
Fastest Section Time (Section)	0:11.93 (600m)
Top Speed [km/h] (Section)	62.0 (600m)
Race State	Finished



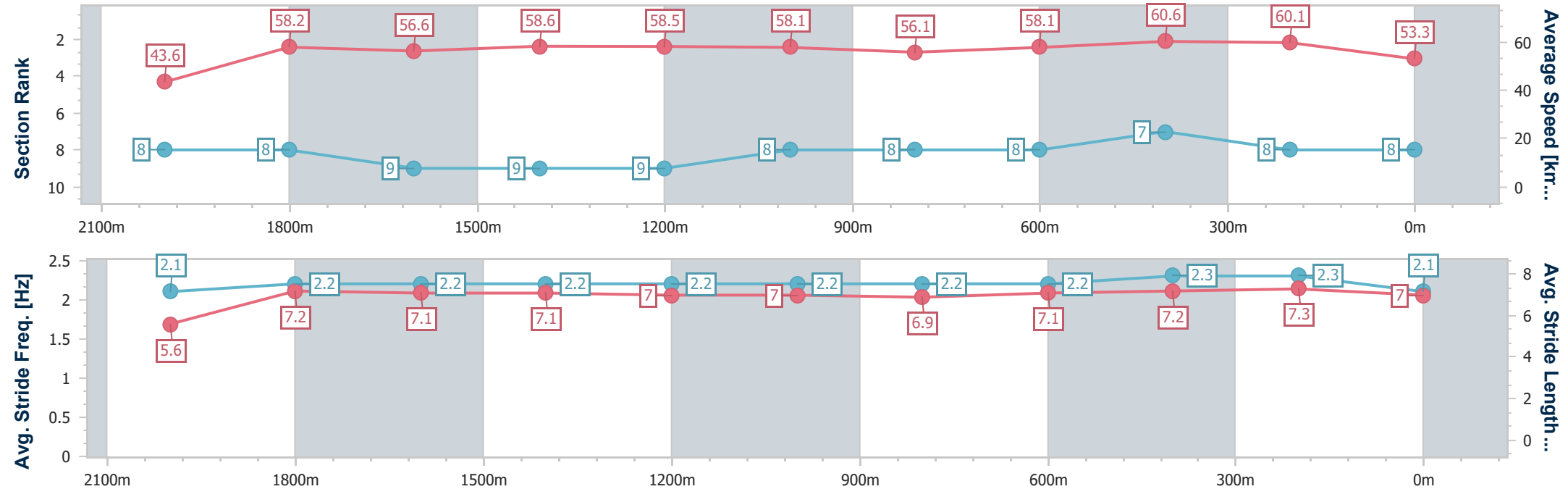
Sunshine Coast QLD Professional  
 Race 4: MARTIN COLLINS AUSTRALIA BENCHMARK 60  
 Handicap - 2200m



19 February 2023 - 14:50

Track Rating: Good 4, Weather: Fine, Rail Position: +7m Entire

Section	Overall	2000m	1800m	1600m	1400m	1200m	1000m	800m	600m	400m	200m
Section Times	2:21.49 [8] (0:16.50)	2:04.99 [8] (0:12.33)	1:52.66 [8] (0:12.72)	1:39.94 [9] (0:12.36)	1:27.58 [9] (0:12.37)	1:15.21 [9] (0:12.39)	1:02.82 [8] (0:12.90)	0:49.92 [8] (0:12.50)	0:37.42 [8] (0:11.93)	0:25.49 [7] (0:11.97)	0:13.52 [8] (0:13.52)
Average Speed [km/h]	43.6	58.2	56.6	58.6	58.5	58.1	56.1	58.1	60.6	60.1	53.3
Top Speed [km/h]	61.6	60.9	57.3	60.0	59.6	59.0	57.3	60.2	62.0	62.0	56.9
Avg. Dist. to Rail [m]	6.1	0.7	0.8	1.9	2.1	2.2	2.0	1.6	0.7	1.5	3.2
Avg. Stride Freq. [Hz]	2.1	2.2	2.2	2.2	2.2	2.2	2.2	2.2	2.3	2.3	2.1
Avg. Stride Length [m]	5.6	7.2	7.1	7.1	7.0	7.0	6.9	7.1	7.2	7.3	7.0



- [ ] Ranking at each section and finish
- .-.- No data available at this section
- NA No data available



Horse/Jockey Name	Young Clifty
Final Rank	9
Fastest Section Time (Section)	0:12.12 (600m)
Top Speed [km/h] (Section)	60.6 (Overall)
Race State	Finished



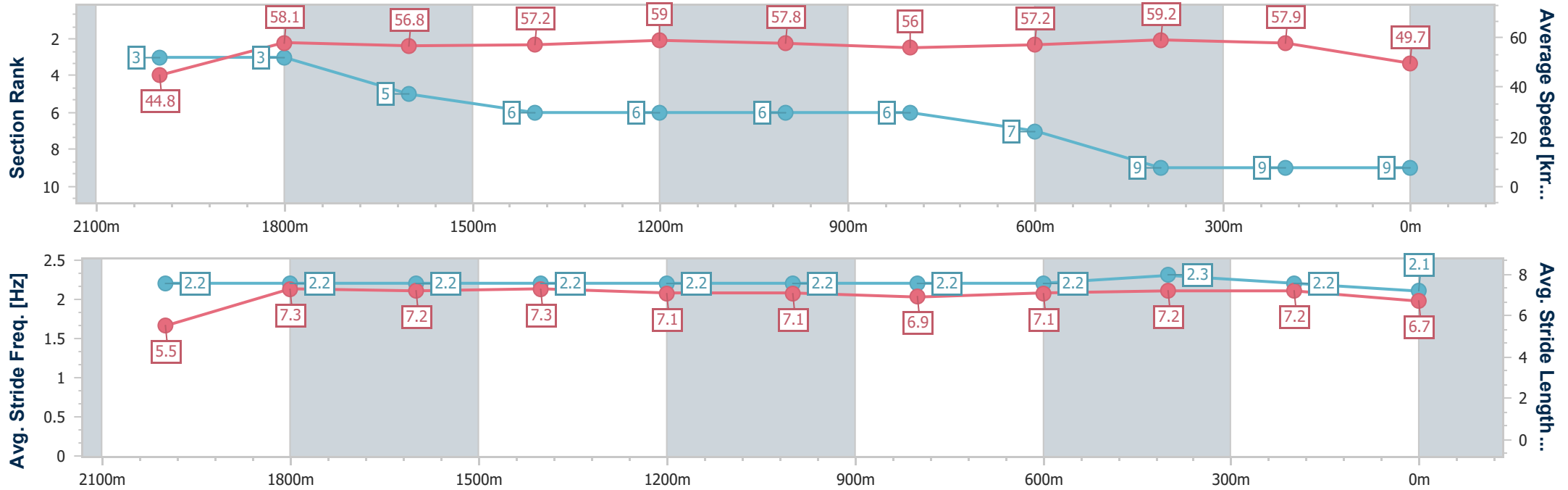
Sunshine Coast QLD Professional  
Race 4: MARTIN COLLINS AUSTRALIA BENCHMARK 60  
Handicap - 2200m



19 February 2023 - 14:50

Track Rating: Good 4, Weather: Fine, Rail Position: +7m Entire

Section	Overall	2000m	1800m	1600m	1400m	1200m	1000m	800m	600m	400m	200m
Section Times	2:22.93 [9] (0:16.05)	2:06.88 [3] (0:12.30)	1:54.58 [3] (0:12.61)	1:41.97 [5] (0:12.65)	1:29.32 [6] (0:12.21)	1:17.11 [6] (0:12.50)	1:04.61 [6] (0:12.90)	0:51.71 [6] (0:12.68)	0:39.03 [7] (0:12.12)	0:26.91 [9] (0:12.45)	0:14.46 [9] (0:14.46)
Average Speed [km/h]	44.8	58.1	56.8	57.2	59.0	57.8	56.0	57.2	59.2	57.9	49.7
Top Speed [km/h]	60.6	60.3	58.4	58.2	59.8	59.2	57.0	59.5	60.0	59.0	55.3
Avg. Dist. to Rail [m]	5.7	1.3	1.2	1.0	2.1	2.1	1.9	1.3	0.9	0.5	0.2
Avg. Stride Freq. [Hz]	2.2	2.2	2.2	2.2	2.2	2.2	2.2	2.2	2.3	2.2	2.1
Avg. Stride Length [m]	5.5	7.3	7.2	7.3	7.1	7.1	6.9	7.1	7.2	7.2	6.7



- [ ] Ranking at each section and finish
- .-.- No data available at this section
- NA No data available