



Sunshine Coast QLD Professional

Race 7: WILLIAM SANDERS CLASSIC RATINGS BAND 0 - 60 Handicap - 1600m

19 February 2023 - 16:54



Track Rating: Good 4, Weather: Fine, Rail Position: +7m Entire

Section		Overall	1400m	1200m	1000m	800m	600m	400m	Last 600m				
Field Times		1:38.17 (0:13.56)	1:24.61 (0:11.57)	1:13.04 (0:12.13)	1:00.91 (0:12.45)	0:48.46 (0:12.38)	0:36.08 (0:12.06)	0:24.02 (0:11.77)	0:36.08				
Rank	TAB Horse/Jockey	Barrier	Top Speed [km/h]	Fastest Section									Distance Travelled [m]
1	8 GIVEITALLALI Rikki Jamieson	13	65.6	0:11.57	1:38.17 [1] (0:13.56)	1:24.61 [1] (0:11.57)	1:13.04 [1] (0:12.13)	1:00.91 [1] (0:12.45)	0:48.46 [1] (0:12.38)	0:36.08 [1] (0:12.06)	0:24.02 [1] (0:11.77)	0:36.08	
2	4 SARSEN Elione Chaves	5	63.5	0:11.44	1:38.18 [2] (0:13.97)	1:24.21 [5] (0:11.54)	1:12.67 [4] (0:12.36)	1:00.31 [4] (0:12.56)	0:47.75 [4] (0:12.18)	0:35.57 [4] (0:12.12)	0:23.45 [4] (0:11.44)	0:35.57	+2
3	13 FAT FINGERS Samantha Collett	6	64.6	0:11.33	1:38.19 [3] (0:14.23)	1:23.96 [7] (0:11.56)	1:12.40 [7] (0:12.36)	1:00.04 [6] (0:12.62)	0:47.42 [7] (0:12.21)	0:35.21 [7] (0:11.94)	0:23.27 [7] (0:11.33)	0:35.21	+7
4	3 ROMAN HEIR Tegan Harrison	1	64.5	0:11.48	1:38.39 [4] (0:13.82)	1:24.57 [4] (0:11.48)	1:13.09 [2] (0:12.32)	1:00.77 [3] (0:12.55)	0:48.22 [3] (0:12.26)	0:35.96 [3] (0:12.08)	0:23.88 [3] (0:11.71)	0:35.96	+2
5	10 MILAGRO James Orman	15	65.1	0:11.42	1:38.61 [5] (0:14.31)	1:24.30 [9] (0:11.83)	1:12.47 [10] (0:12.33)	1:00.14 [9] (0:12.54)	0:47.60 [9] (0:12.18)	0:35.42 [9] (0:11.68)	0:23.74 [5] (0:11.42)	0:35.42	+8
6	12 BETTER LAD Matthew Powell	9	63.7	0:11.54	1:38.74 [6] (0:14.38)	1:24.36 [10] (0:11.75)	1:12.61 [9] (0:12.52)	1:00.09 [10] (0:12.52)	0:47.57 [10] (0:12.12)	0:35.45 [10] (0:11.73)	0:23.72 [9] (0:11.54)	0:35.45	+5
7	5 NAVAL STRIKE Yvette Lewis	4	63.9	0:11.45	1:38.84 [7] (0:14.11)	1:24.73 [6] (0:11.45)	1:13.28 [5] (0:12.61)	1:00.67 [7] (0:12.52)	0:48.15 [6] (0:12.20)	0:35.95 [6] (0:12.12)	0:23.83 [8] (0:11.51)	0:35.95	-1
8	11 KABOOM Ben Thompson	10	64.3	0:11.53	1:38.89 [8] (0:13.78)	1:25.11 [3] (0:11.53)	1:13.58 [3] (0:12.10)	1:01.48 [2] (0:12.42)	0:49.06 [2] (0:12.37)	0:36.69 [2] (0:12.11)	0:24.58 [2] (0:11.87)	0:36.69	+6
9	14 RISE'N'SHINE Craig Robertson	3	63.2	0:11.53	1:39.12 [9] (0:14.29)	1:24.83 [8] (0:11.53)	1:13.30 [8] (0:12.58)	1:00.72 [8] (0:12.55)	0:48.17 [8] (0:12.15)	0:36.02 [8] (0:11.96)	0:24.06 [10] (0:11.65)	0:36.02	+4
10	6 STREET FIGHTER Justin Huxtable	8	64.5	0:11.80	1:39.42 [10] (0:13.76)	1:25.66 [2] (0:11.83)	1:13.83 [6] (0:12.40)	1:01.43 [5] (0:12.51)	0:48.92 [5] (0:12.23)	0:36.69 [5] (0:12.17)	0:24.52 [6] (0:11.80)	0:36.69	+4

Scratched: Storm Attack (#1), Tuscany Bound (#2), Beauregard (#7), Gap Year (#9), October Joy (#15)

[] Ranking at each section and finish
 -:-:- No data available at this section
 NA No data available
 SCN Saddle cloth number
 DNF Did not finish
 DNT Did not track



Sunshine Coast QLD Professional

Race 7: WILLIAM SANDERS CLASSIC RATINGS BAND 0 - 60 Handicap - 1600m

19 February 2023 - 16:54



Track Rating: Good 4, Weather: Fine, Rail Position: +7m Entire

Section							200m			Last 600m
Field Times							0:12.25 (0:12.25)			0:36.08
Rank	TAB	Horse/Jockey	Barrier	Top Speed [km/h]	Fastest Section	Margin			Distance Travelled [m]	
1	8	GIVEITALLALI Rikki Jamieson	13	65.6 Overall	0:11.57 1400m	0:12.25 [1] (0:12.25)	1:38.17		0:36.08	
2	4	SARSEN Elione Chaves	5	63.5 400m	0:11.44 400m	0:12.01 [2] (0:12.01)	0.1L		0:35.57 +2	
3	13	FAT FINGERS Samantha Collett	6	64.6 400m	0:11.33 400m	0:11.94 [5] (0:11.94)	0.2L		0:35.21 +7	
4	3	ROMAN HEIR Tegan Harrison	1	64.5 1400m	0:11.48 1400m	0:12.17 [4] (0:12.17)	1.2L		0:35.96 +2	
5	10	MILAGRO James Orman	15	65.1 400m	0:11.42 400m	0:12.32 [6] (0:12.32)	2.5L		0:35.42 +8	
6	12	BETTER LAD Matthew Powell	9	63.7 400m	0:11.54 400m	0:12.18 [8] (0:12.18)	3L		0:35.45 +5	
7	5	NAVAL STRIKE Yvette Lewis	4	63.9 1400m	0:11.45 1400m	0:12.32 [7] (0:12.32)	3.5L		0:35.95 -1	
8	11	KABOOM Ben Thompson	10	64.3 1400m	0:11.53 1400m	0:12.71 [3] (0:12.71)	3.7L		0:36.69 +6	
9	14	RISE'N'SHINE Craig Robertson	3	63.2 1400m	0:11.53 1400m	0:12.41 [10] (0:12.41)	5L		0:36.02 +4	
10	6	STREET FIGHTER Justin Huxtable	8	64.5 Overall	0:11.80 400m	0:12.72 [9] (0:12.72)	6.8L		0:36.69 +4	

Scratched: Storm Attack (#1), Tuscany Bound (#2), Beauregard (#7), Gap Year (#9), October Joy (#15)

Report Created: Sun 19 February 2023 17:20 GMT (Note: Timing is based on position data)

Page 2/12

[] Ranking at each section and finish
 -:-:- No data available at this section
 NA No data available

SCN Saddle cloth number
 DNF Did not finish
 DNT Did not track

data processed by TRIPLESDATA



Horse/Jockey Name	Giveitallali
Final Rank	1
Fastest Section Time (Section)	0:11.57 (1400m)
Top Speed [km/h] (Section)	65.6 (Overall)
Race State	Finished



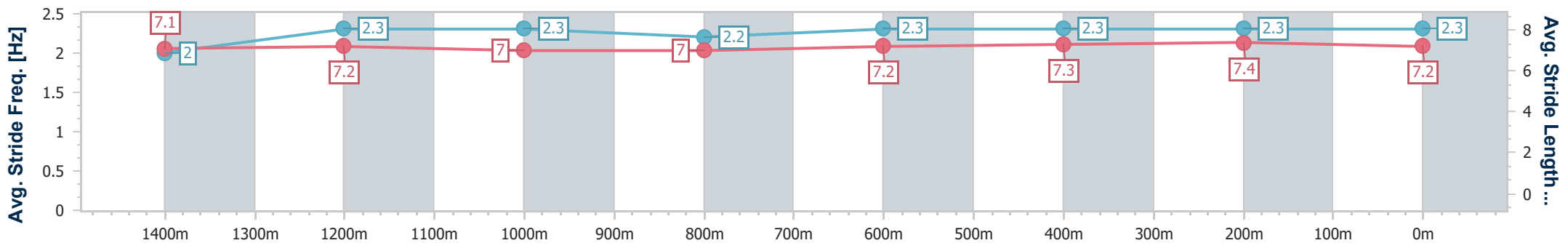
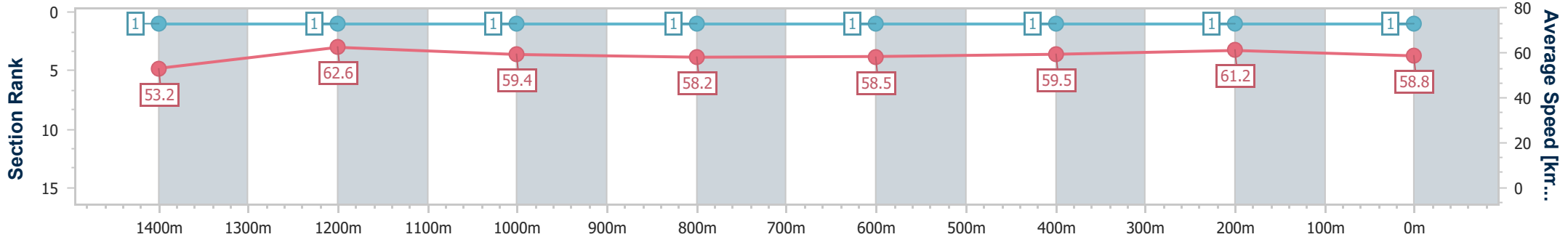
Sunshine Coast QLD Professional
 Race 7: WILLIAM SANDERS CLASSIC RATINGS BAND 0 - 60
 Handicap - 1600m



19 February 2023 - 16:54

Track Rating: Good 4, Weather: Fine, Rail Position: +7m Entire

Section	Overall	1400m	1200m	1000m	800m	600m	400m	200m
Section Times	1:38.17 [1] (0:13.56)	1:24.61 [1] (0:11.57)	1:13.04 [1] (0:12.13)	1:00.91 [1] (0:12.45)	0:48.46 [1] (0:12.38)	0:36.08 [1] (0:12.06)	0:24.02 [1] (0:11.77)	0:12.25 [1] (0:12.25)
Average Speed [km/h]	53.2	62.6	59.4	58.2	58.5	59.5	61.2	58.8
Top Speed [km/h]	65.6	65.5	60.3	58.8	59.4	60.7	61.6	60.6
Avg. Dist. to Rail [m]	10.1	2.5	2.1	2.0	0.9	0.4	0.8	0.3
Avg. Stride Freq. [Hz]	2.0	2.3	2.3	2.2	2.3	2.3	2.3	2.3
Avg. Stride Length [m]	7.1	7.2	7.0	7.0	7.2	7.3	7.4	7.2



- [] Ranking at each section and finish
- .-.- No data available at this section
- NA No data available



Horse/Jockey Name	Sarsen
Final Rank	2
Fastest Section Time (Section)	0:11.44 (400m)
Top Speed [km/h] (Section)	63.5 (400m)
Race State	Finished



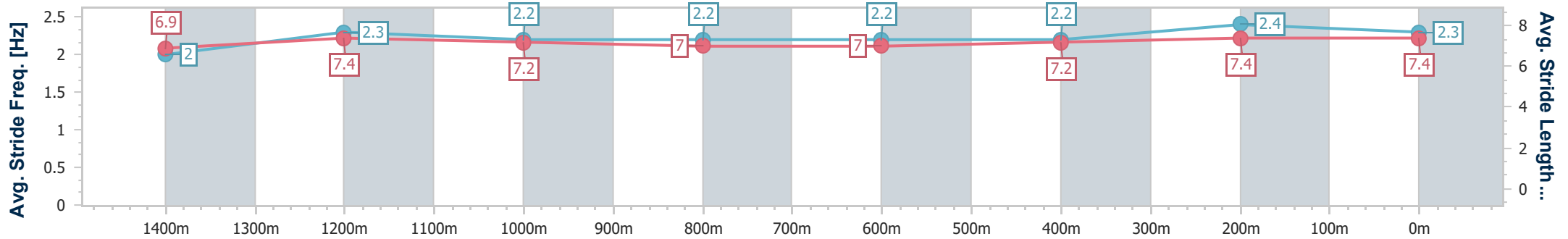
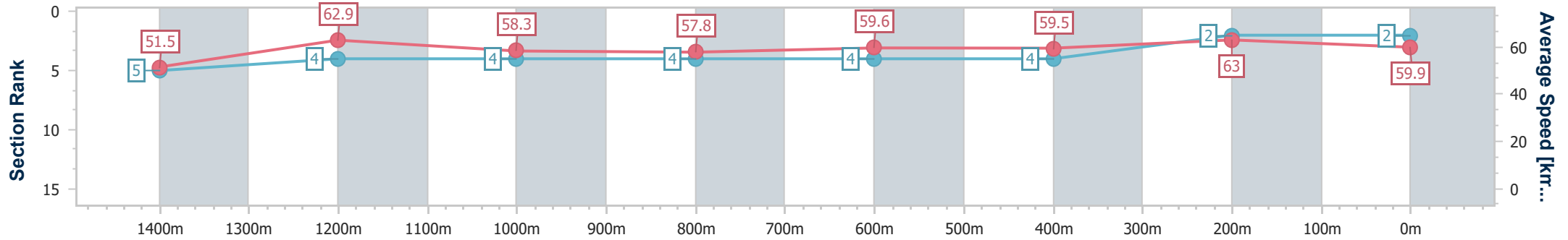
Sunshine Coast QLD Professional
Race 7: WILLIAM SANDERS CLASSIC RATINGS BAND 0 - 60
Handicap - 1600m



19 February 2023 - 16:54

Track Rating: Good 4, Weather: Fine, Rail Position: +7m Entire

Section	Overall	1400m	1200m	1000m	800m	600m	400m	200m
Section Times	1:38.18 [2] (0:13.97)	1:24.21 [5] (0:11.54)	1:12.67 [4] (0:12.36)	1:00.31 [4] (0:12.56)	0:47.75 [4] (0:12.18)	0:35.57 [4] (0:12.12)	0:23.45 [4] (0:11.44)	0:12.01 [2] (0:12.01)
Average Speed [km/h]	51.5	62.9	58.3	57.8	59.6	59.5	63.0	59.9
Top Speed [km/h]	62.1	63.5	61.5	58.7	60.7	61.9	63.5	62.0
Avg. Dist. to Rail [m]	4.5	3.0	2.8	2.2	1.4	0.4	2.4	3.7
Avg. Stride Freq. [Hz]	2.0	2.3	2.2	2.2	2.2	2.2	2.4	2.3
Avg. Stride Length [m]	6.9	7.4	7.2	7.0	7.0	7.2	7.4	7.4



- [] Ranking at each section and finish
- .-.- No data available at this section
- NA No data available



Horse/Jockey Name	Fat Fingers
Final Rank	3
Fastest Section Time (Section)	0:11.33 (400m)
Top Speed [km/h] (Section)	64.6 (400m)
Race State	Finished



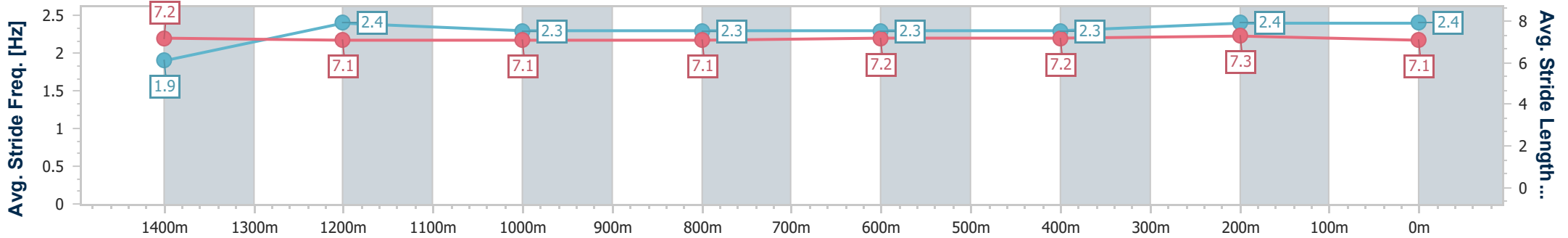
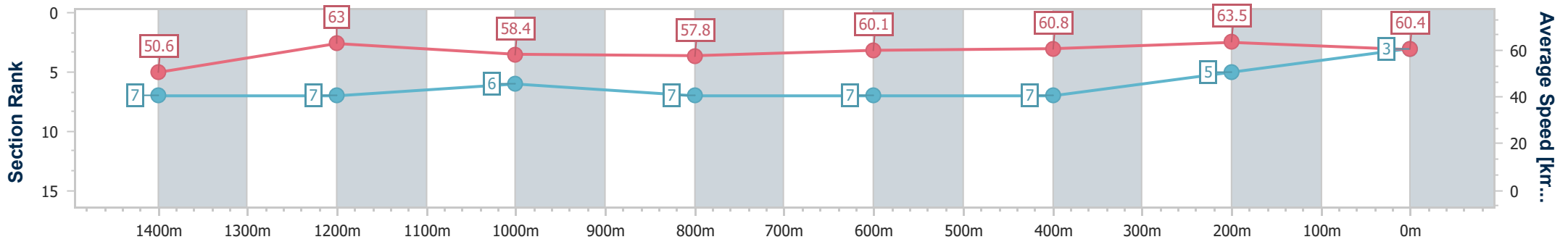
Sunshine Coast QLD Professional
Race 7: WILLIAM SANDERS CLASSIC RATINGS BAND 0 - 60
Handicap - 1600m



19 February 2023 - 16:54

Track Rating: Good 4, Weather: Fine, Rail Position: +7m Entire

Section	Overall	1400m	1200m	1000m	800m	600m	400m	200m
Section Times	1:38.19 [3] (0:14.23)	1:23.96 [7] (0:11.56)	1:12.40 [7] (0:12.36)	1:00.04 [6] (0:12.62)	0:47.42 [7] (0:12.21)	0:35.21 [7] (0:11.94)	0:23.27 [7] (0:11.33)	0:11.94 [5] (0:11.94)
Average Speed [km/h]	50.6	63.0	58.4	57.8	60.1	60.8	63.5	60.4
Top Speed [km/h]	62.1	63.9	62.2	58.7	61.8	63.5	64.6	62.4
Avg. Dist. to Rail [m]	5.1	3.4	3.9	4.0	3.4	1.3	2.8	4.4
Avg. Stride Freq. [Hz]	1.9	2.4	2.3	2.3	2.3	2.3	2.4	2.4
Avg. Stride Length [m]	7.2	7.1	7.1	7.1	7.2	7.2	7.3	7.1



- [] Ranking at each section and finish
- .-.- No data available at this section
- NA No data available



Horse/Jockey Name	Roman Heir
Final Rank	4
Fastest Section Time (Section)	0:11.48 (1400m)
Top Speed [km/h] (Section)	64.5 (1400m)
Race State	Finished



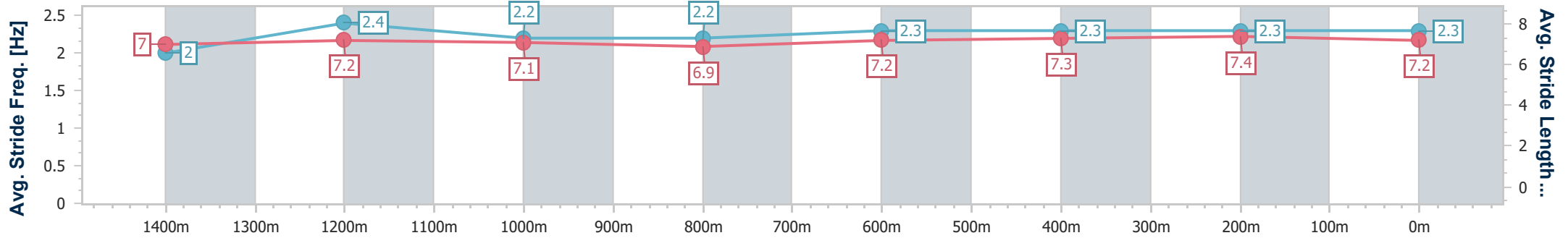
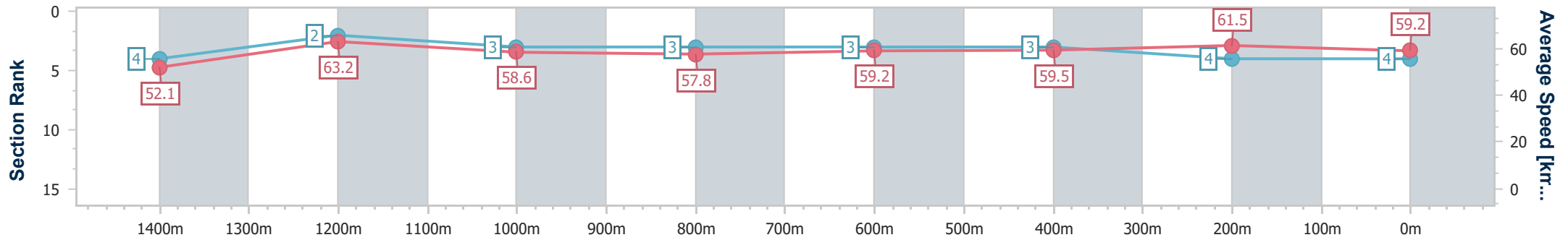
Sunshine Coast QLD Professional
Race 7: WILLIAM SANDERS CLASSIC RATINGS BAND 0 - 60
Handicap - 1600m



19 February 2023 - 16:54

Track Rating: Good 4, Weather: Fine, Rail Position: +7m Entire

Section	Overall	1400m	1200m	1000m	800m	600m	400m	200m
Section Times	1:38.39 [4] (0:13.82)	1:24.57 [4] (0:11.48)	1:13.09 [2] (0:12.32)	1:00.77 [3] (0:12.55)	0:48.22 [3] (0:12.26)	0:35.96 [3] (0:12.08)	0:23.88 [3] (0:11.71)	0:12.17 [4] (0:12.17)
Average Speed [km/h]	52.1	63.2	58.6	57.8	59.2	59.5	61.5	59.2
Top Speed [km/h]	64.5	64.5	59.7	58.7	60.1	60.7	61.9	61.3
Avg. Dist. to Rail [m]	2.2	2.8	2.3	2.2	1.4	0.3	0.6	1.4
Avg. Stride Freq. [Hz]	2.0	2.4	2.2	2.2	2.3	2.3	2.3	2.3
Avg. Stride Length [m]	7.0	7.2	7.1	6.9	7.2	7.3	7.4	7.2



- [] Ranking at each section and finish
- .-.- No data available at this section
- NA No data available



Horse/Jockey Name	Milagro
Final Rank	5
Fastest Section Time (Section)	0:11.42 (400m)
Top Speed [km/h] (Section)	65.1 (400m)
Race State	Finished



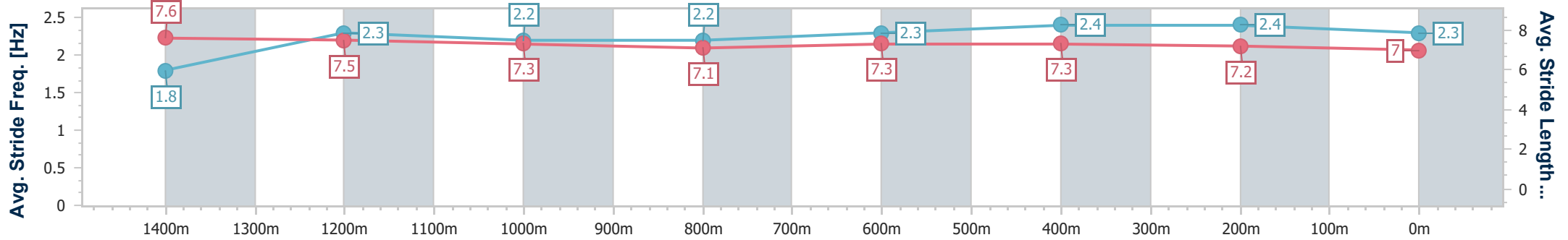
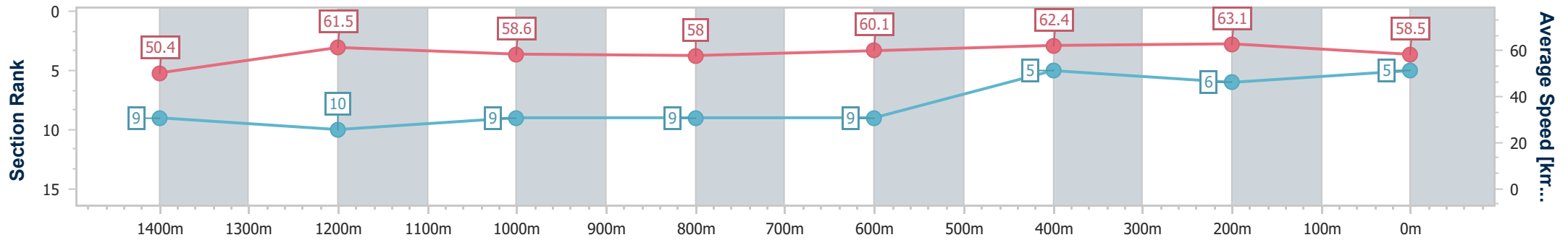
Sunshine Coast QLD Professional
 Race 7: WILLIAM SANDERS CLASSIC RATINGS BAND 0 - 60
 Handicap - 1600m



19 February 2023 - 16:54

Track Rating: Good 4, Weather: Fine, Rail Position: +7m Entire

Section	Overall	1400m	1200m	1000m	800m	600m	400m	200m
Section Times	1:38.61 [5] (0:14.31)	1:24.30 [9] (0:11.83)	1:12.47 [10] (0:12.33)	1:00.14 [9] (0:12.54)	0:47.60 [9] (0:12.18)	0:35.42 [9] (0:11.68)	0:23.74 [5] (0:11.42)	0:12.32 [6] (0:12.32)
Average Speed [km/h]	50.4	61.5	58.6	58.0	60.1	62.4	63.1	58.5
Top Speed [km/h]	60.9	63.5	62.5	59.3	63.0	63.8	65.1	62.3
Avg. Dist. to Rail [m]	9.7	3.9	3.9	3.4	3.2	2.4	4.0	5.6
Avg. Stride Freq. [Hz]	1.8	2.3	2.2	2.2	2.3	2.4	2.4	2.3
Avg. Stride Length [m]	7.6	7.5	7.3	7.1	7.3	7.3	7.2	7.0



- [] Ranking at each section and finish
- .-.- No data available at this section
- NA No data available



Horse/Jockey Name	Better Lad
Final Rank	6
Fastest Section Time (Section)	0:11.54 (400m)
Top Speed [km/h] (Section)	63.7 (400m)
Race State	Finished



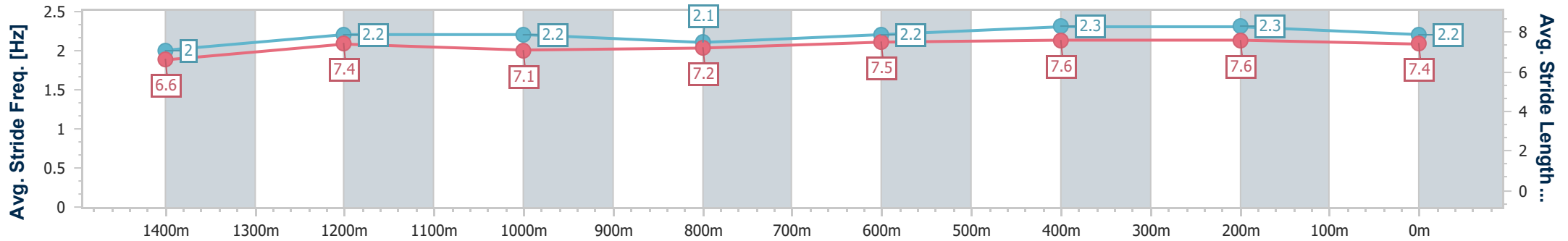
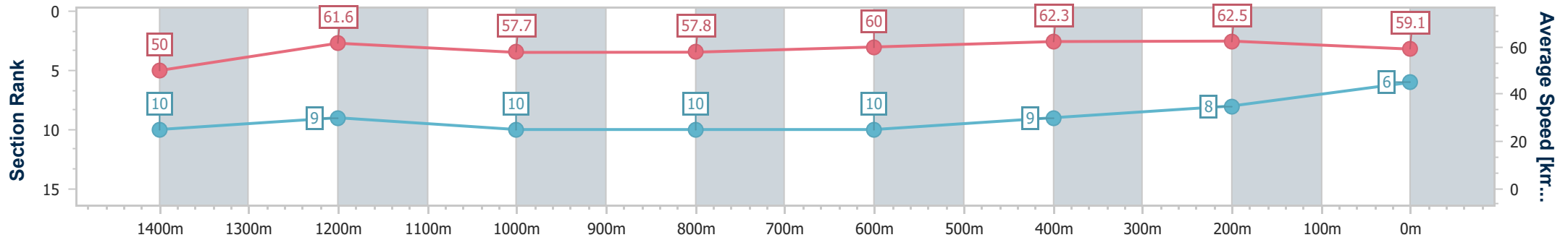
Sunshine Coast QLD Professional
 Race 7: WILLIAM SANDERS CLASSIC RATINGS BAND 0 - 60
 Handicap - 1600m



19 February 2023 - 16:54

Track Rating: Good 4, Weather: Fine, Rail Position: +7m Entire

Section	Overall	1400m	1200m	1000m	800m	600m	400m	200m
Section Times	1:38.74 [6] (0:14.38)	1:24.36 [10] (0:11.75)	1:12.61 [9] (0:12.52)	1:00.09 [10] (0:12.52)	0:47.57 [10] (0:12.12)	0:35.45 [10] (0:11.73)	0:23.72 [9] (0:11.54)	0:12.18 [8] (0:12.18)
Average Speed [km/h]	50.0	61.6	57.7	57.8	60.0	62.3	62.5	59.1
Top Speed [km/h]	61.3	63.1	62.6	58.9	62.4	63.6	63.7	61.6
Avg. Dist. to Rail [m]	6.5	2.7	2.5	2.4	1.7	2.9	4.8	5.8
Avg. Stride Freq. [Hz]	2.0	2.2	2.2	2.1	2.2	2.3	2.3	2.2
Avg. Stride Length [m]	6.6	7.4	7.1	7.2	7.5	7.6	7.6	7.4



- [] Ranking at each section and finish
- .-.- No data available at this section
- NA No data available



Horse/Jockey Name	Naval Strike
Final Rank	7
Fastest Section Time (Section)	0:11.45 (1400m)
Top Speed [km/h] (Section)	63.9 (1400m)
Race State	Finished



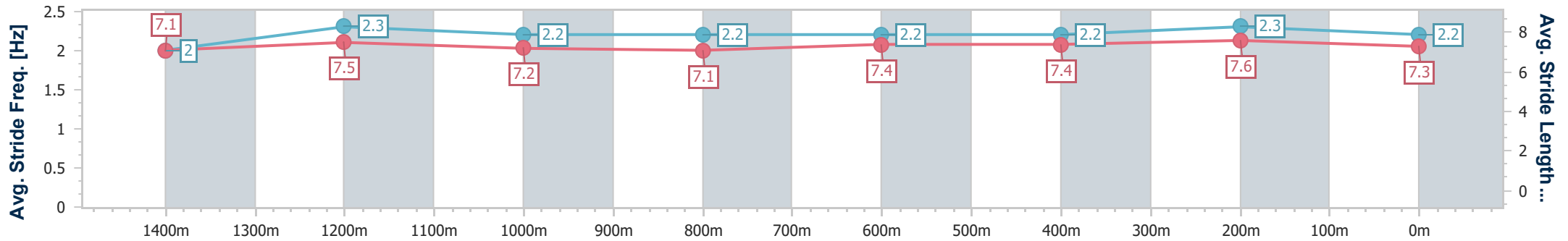
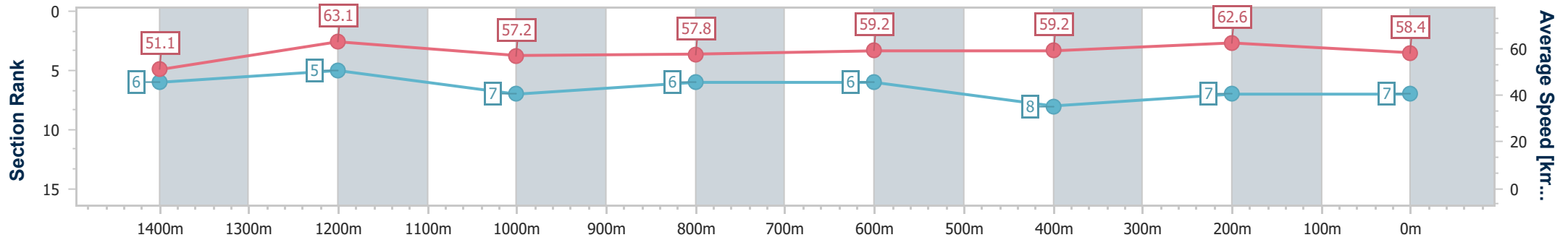
Sunshine Coast QLD Professional
 Race 7: WILLIAM SANDERS CLASSIC RATINGS BAND 0 - 60
 Handicap - 1600m



19 February 2023 - 16:54

Track Rating: Good 4, Weather: Fine, Rail Position: +7m Entire

Section	Overall	1400m	1200m	1000m	800m	600m	400m	200m
Section Times	1:38.84 [7] (0:14.11)	1:24.73 [6] (0:11.45)	1:13.28 [5] (0:12.61)	1:00.67 [7] (0:12.52)	0:48.15 [6] (0:12.20)	0:35.95 [6] (0:12.12)	0:23.83 [8] (0:11.51)	0:12.32 [7] (0:12.32)
Average Speed [km/h]	51.1	63.1	57.2	57.8	59.2	59.2	62.6	58.4
Top Speed [km/h]	63.0	63.9	62.0	59.5	61.2	61.9	63.7	61.5
Avg. Dist. to Rail [m]	3.5	1.7	1.4	2.0	0.6	0.4	1.2	3.9
Avg. Stride Freq. [Hz]	2.0	2.3	2.2	2.2	2.2	2.2	2.3	2.2
Avg. Stride Length [m]	7.1	7.5	7.2	7.1	7.4	7.4	7.6	7.3



- [] Ranking at each section and finish
- .-.- No data available at this section
- NA No data available



Horse/Jockey Name	Kaboom
Final Rank	8
Fastest Section Time (Section)	0:11.53 (1400m)
Top Speed [km/h] (Section)	64.3 (1400m)
Race State	Finished



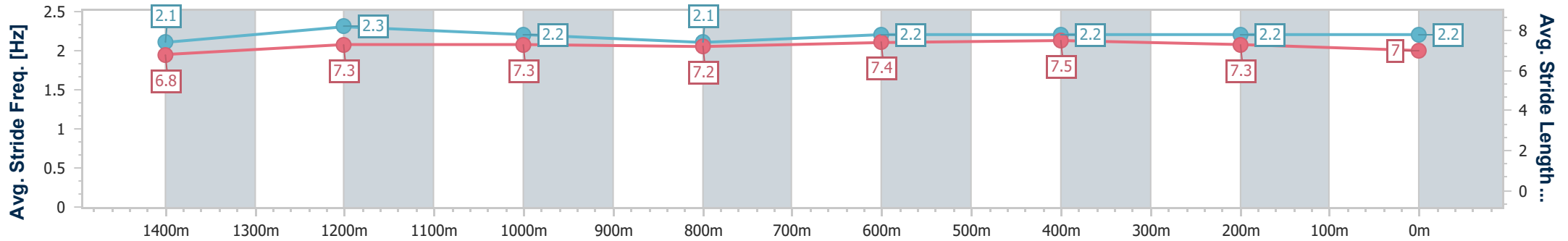
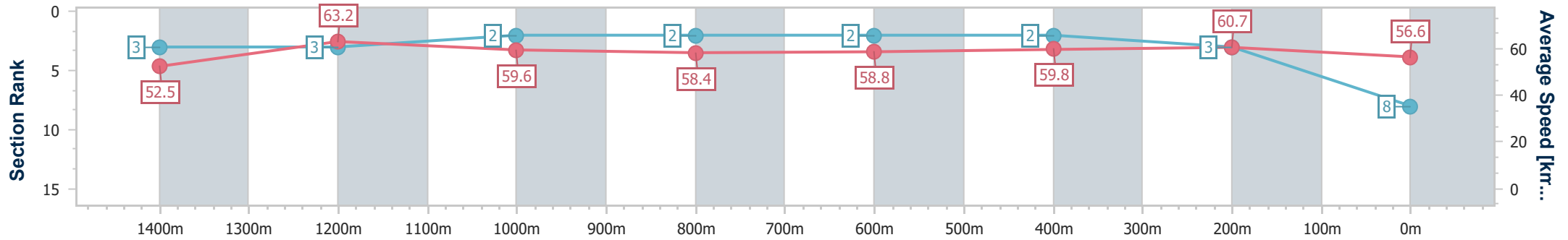
Sunshine Coast QLD Professional
 Race 7: WILLIAM SANDERS CLASSIC RATINGS BAND 0 - 60
 Handicap - 1600m



19 February 2023 - 16:54

Track Rating: Good 4, Weather: Fine, Rail Position: +7m Entire

Section	Overall	1400m	1200m	1000m	800m	600m	400m	200m
Section Times	1:38.89 [8] (0:13.78)	1:25.11 [3] (0:11.53)	1:13.58 [3] (0:12.10)	1:01.48 [2] (0:12.42)	0:49.06 [2] (0:12.37)	0:36.69 [2] (0:12.11)	0:24.58 [2] (0:11.87)	0:12.71 [3] (0:12.71)
Average Speed [km/h]	52.5	63.2	59.6	58.4	58.8	59.8	60.7	56.6
Top Speed [km/h]	63.9	64.3	60.8	59.3	59.2	61.0	62.1	59.3
Avg. Dist. to Rail [m]	7.6	4.4	3.2	2.9	2.0	1.0	1.6	2.6
Avg. Stride Freq. [Hz]	2.1	2.3	2.2	2.1	2.2	2.2	2.2	2.2
Avg. Stride Length [m]	6.8	7.3	7.3	7.2	7.4	7.5	7.3	7.0



- [] Ranking at each section and finish
- .-.- No data available at this section
- NA No data available



Horse/Jockey Name	Rise'n'shine
Final Rank	9
Fastest Section Time (Section)	0:11.53 (1400m)
Top Speed [km/h] (Section)	63.2 (1400m)
Race State	Finished



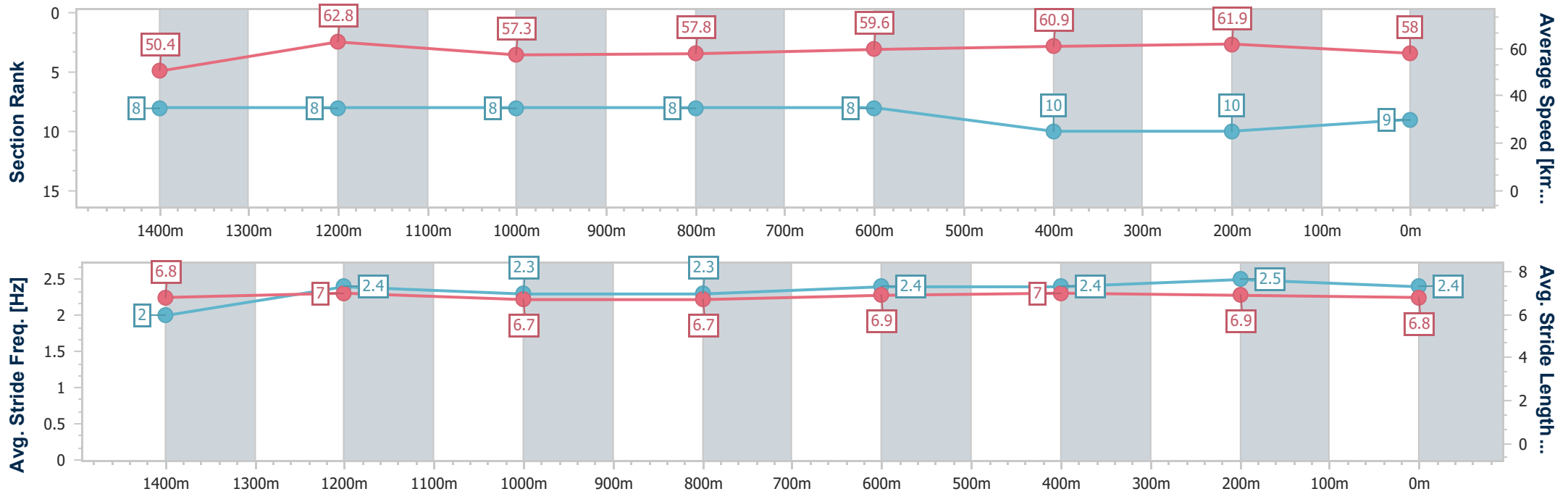
Sunshine Coast QLD Professional
 Race 7: WILLIAM SANDERS CLASSIC RATINGS BAND 0 - 60
 Handicap - 1600m



19 February 2023 - 16:54

Track Rating: Good 4, Weather: Fine, Rail Position: +7m Entire

Section	Overall	1400m	1200m	1000m	800m	600m	400m	200m
Section Times	1:39.12 [9] (0:14.29)	1:24.83 [8] (0:11.53)	1:13.30 [8] (0:12.58)	1:00.72 [8] (0:12.55)	0:48.17 [8] (0:12.15)	0:36.02 [8] (0:11.96)	0:24.06 [10] (0:11.65)	0:12.41 [10] (0:12.41)
Average Speed [km/h]	50.4	62.8	57.3	57.8	59.6	60.9	61.9	58.0
Top Speed [km/h]	62.4	63.2	62.1	58.7	62.8	62.5	63.0	60.8
Avg. Dist. to Rail [m]	2.9	2.2	2.2	2.6	1.3	2.0	5.5	6.0
Avg. Stride Freq. [Hz]	2.0	2.4	2.3	2.3	2.4	2.4	2.5	2.4
Avg. Stride Length [m]	6.8	7.0	6.7	6.7	6.9	7.0	6.9	6.8



- [] Ranking at each section and finish
- .-.- No data available at this section
- NA No data available



Horse/Jockey Name	Street Fighter
Final Rank	10
Fastest Section Time (Section)	0:11.80 (400m)
Top Speed [km/h] (Section)	64.5 (Overall)
Race State	Finished



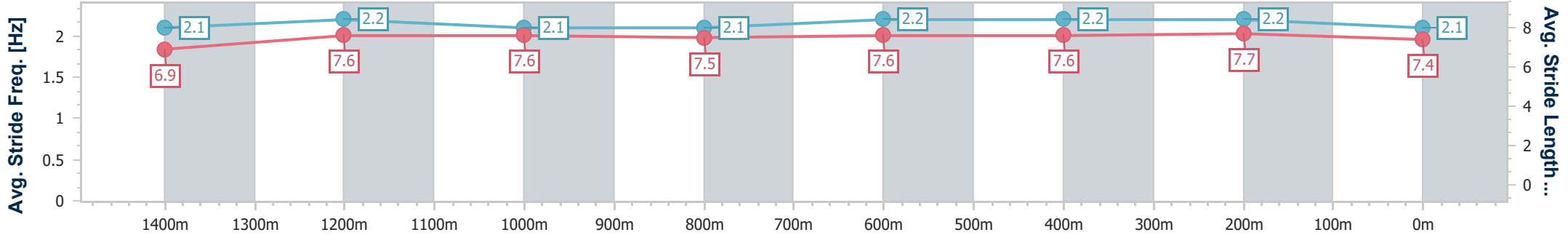
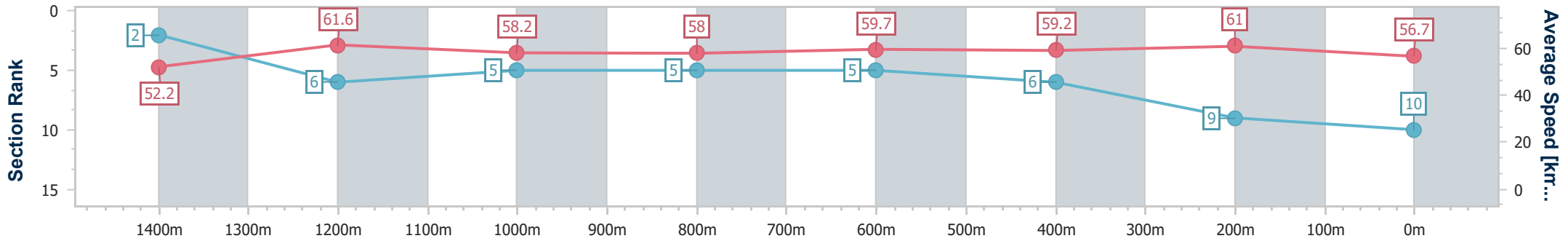
Sunshine Coast QLD Professional
 Race 7: WILLIAM SANDERS CLASSIC RATINGS BAND 0 - 60
 Handicap - 1600m



19 February 2023 - 16:54

Track Rating: Good 4, Weather: Fine, Rail Position: +7m Entire

Section	Overall	1400m	1200m	1000m	800m	600m	400m	200m
Section Times	1:39.42 [10] (0:13.76)	1:25.66 [2] (0:11.83)	1:13.83 [6] (0:12.40)	1:01.43 [5] (0:12.51)	0:48.92 [5] (0:12.23)	0:36.69 [5] (0:12.17)	0:24.52 [6] (0:11.80)	0:12.72 [9] (0:12.72)
Average Speed [km/h]	52.2	61.6	58.2	58.0	59.7	59.2	61.0	56.7
Top Speed [km/h]	64.5	64.4	60.6	61.2	61.4	61.3	62.9	60.2
Avg. Dist. to Rail [m]	5.9	3.5	3.1	3.1	2.1	0.4	2.7	4.6
Avg. Stride Freq. [Hz]	2.1	2.2	2.1	2.1	2.2	2.2	2.2	2.1
Avg. Stride Length [m]	6.9	7.6	7.6	7.5	7.6	7.6	7.7	7.4



- [] Ranking at each section and finish
- .-.- No data available at this section
- NA No data available