

Track Rating: Good 4, Weather: Overcast, Rail Position: +6m Entire

Section														
Field Times	Overall	2000m	1800m	1600m	1400m	1200m	1000m	Last 600m						
	2:16.25 (0:13.45)	2:02.80 (0:11.36)	1:51.44 (0:11.90)	1:39.54 (0:12.34)	1:27.20 (0:12.87)	1:14.33 (0:12.92)	1:01.41 (0:12.76)	0:36.28						
Rank	TAB	Horse/Jockey	Barrier	Top Speed [km/h]	Fastest Section								Distance Travelled [m]	
1	7	<b>OSAKA MISS</b> Samantha Collett	2	63.4 600m	0:11.63 2000m	2:16.25 [1] (0:14.00)	2:02.25 [5] (0:11.63)	1:50.62 [5] (0:12.05)	1:38.57 [5] (0:12.52)	1:26.05 [5] (0:12.64)	1:13.41 [5] (0:12.86)	1:00.55 [5] (0:12.83)	0:35.88	
2	4	<b>CAOIMHE</b> Jim Byrne	1	64.1 2000m	0:11.34 2000m	2:16.90 [2] (0:13.53)	2:03.37 [2] (0:11.34)	1:52.03 [2] (0:11.84)	1:40.19 [1] (0:12.44)	1:27.75 [2] (0:12.77)	1:14.98 [1] (0:13.05)	1:01.93 [2] (0:12.85)	0:36.77	-5
3	2	<b>TOOLATEMATE</b> Kyle Wilson-Taylor	6	64.3 2000m	0:11.36 2000m	2:16.94 [3] (0:13.45)	2:03.49 [1] (0:11.36)	1:52.13 [1] (0:11.95)	1:40.18 [2] (0:12.29)	1:27.89 [1] (0:12.88)	1:15.01 [2] (0:12.91)	1:02.10 [1] (0:12.76)	0:36.97	-6
4	1	<b>KING TEREUS</b> Bailey Wheeler	8	64.2 2000m	0:11.51 2000m	2:16.98 [4] (0:13.69)	2:03.29 [3] (0:11.51)	1:51.78 [3] (0:12.08)	1:39.70 [4] (0:12.67)	1:27.03 [4] (0:12.62)	1:14.41 [4] (0:12.93)	1:01.48 [4] (0:12.87)	0:36.51	-5
5	6	<b>RED OSCAR</b> Wanderson D'Avila	3	61.7 2000m	0:11.80 2000m	2:17.57 [5] (0:14.51)	2:03.06 [7] (0:11.80)	1:51.26 [7] (0:12.19)	1:39.07 [7] (0:12.33)	1:26.74 [7] (0:12.68)	1:14.06 [7] (0:12.65)	1:01.41 [7] (0:12.89)	0:36.17	-5
6	5	<b>NEWMARKET MISS</b> Brooke Ainsworth	4	63.8 2000m	0:11.37 2000m	2:18.01 [6] (0:13.90)	2:04.11 [4] (0:11.37)	1:52.74 [4] (0:11.74)	1:41.00 [3] (0:12.81)	1:28.19 [3] (0:12.70)	1:15.49 [3] (0:12.93)	1:02.56 [3] (0:12.95)	0:37.60	-6
7	8	<b>SLICK HEELS</b> Shane McGovern	5	62.9 2000m	0:11.57 2000m	2:19.42 [7] (0:14.24)	2:05.18 [6] (0:11.57)	1:53.61 [6] (0:12.09)	1:41.52 [6] (0:12.62)	1:28.90 [6] (0:12.74)	1:16.16 [6] (0:12.71)	1:03.45 [6] (0:12.94)	0:38.30	-5

Scratched: Collided (#3)



# Ipswich QLD Professional

## Race 1: FOLLOW @IPSWICHTURFCLUB Maiden Handicap - 2150m

02 March 2023 - 13:10



Track Rating: Good 4, Weather: Overcast, Rail Position: +6m Entire

Section						800m	600m	400m	200m	Last 600m		
Field Times						0:48.65 (0:12.37)	0:36.28 (0:12.04)	0:24.24 (0:12.25)	0:11.99 (0:11.99)	0:36.28		
Rank	TAB	Horse/Jockey	Barrier	Top Speed [km/h]	Fastest Section					Margin	Distance Travelled [m]	
1	7	<b>OSAKA MISS</b> Samantha Collett	2	63.4 600m	0:11.63 2000m	0:47.72 [5] (0:11.84)	0:35.88 [4] (0:11.84)	0:24.04 [3] (0:12.05)	0:11.99 [1] (0:11.99)	2:16.25	0:35.88	
2	4	<b>CAOIMHE</b> Jim Byrne	1	64.1 2000m	0:11.34 2000m	0:49.08 [2] (0:12.31)	0:36.77 [2] (0:12.00)	0:24.77 [2] (0:12.19)	0:12.58 [2] (0:12.58)	3.8L	0:36.77	-5
3	2	<b>TOOLATEMATE</b> Kyle Wilson-Taylor	6	64.3 2000m	0:11.36 2000m	0:49.34 [1] (0:12.37)	0:36.97 [1] (0:12.04)	0:24.93 [1] (0:12.32)	0:12.61 [2] (0:12.61)	4L	0:36.97	-6
4	1	<b>KING TEREUS</b> Bailey Wheeler	8	64.2 2000m	0:11.51 2000m	0:48.61 [3] (0:12.10)	0:36.51 [5] (0:11.96)	0:24.55 [5] (0:12.30)	0:12.25 [4] (0:12.25)	4.2L	0:36.51	-5
5	6	<b>RED OSCAR</b> Wanderson D'Avila	3	61.7 2000m	0:11.80 2000m	0:48.52 [7] (0:12.35)	0:36.17 [7] (0:12.25)	0:23.92 [7] (0:11.92)	0:12.00 [6] (0:12.00)	7.5L	0:36.17	-5
6	5	<b>NEWMARKET MISS</b> Brooke Ainsworth	4	63.8 2000m	0:11.37 2000m	0:49.61 [4] (0:12.01)	0:37.60 [3] (0:11.99)	0:25.61 [4] (0:12.51)	0:13.10 [5] (0:13.10)	10L	0:37.60	-6
7	8	<b>SLICK HEELS</b> Shane McGovern	5	62.9 2000m	0:11.57 2000m	0:50.51 [6] (0:12.21)	0:38.30 [6] (0:12.48)	0:25.82 [6] (0:12.60)	0:13.22 [7] (0:13.22)	18.3L	0:38.30	-5

Scratched: Collided (#3)

[ ] Ranking at each section and finish  
 -:-:- No data available at this section  
 NA No data available

SCN Saddle cloth number  
 DNF Did not finish  
 DNT Did not track



Horse/Jockey Name	Osaka Miss
Final Rank	1
Fastest Section Time (Section)	0:11.63 (2000m)
Top Speed [km/h] (Section)	63.4 (600m)
Race State	Finished



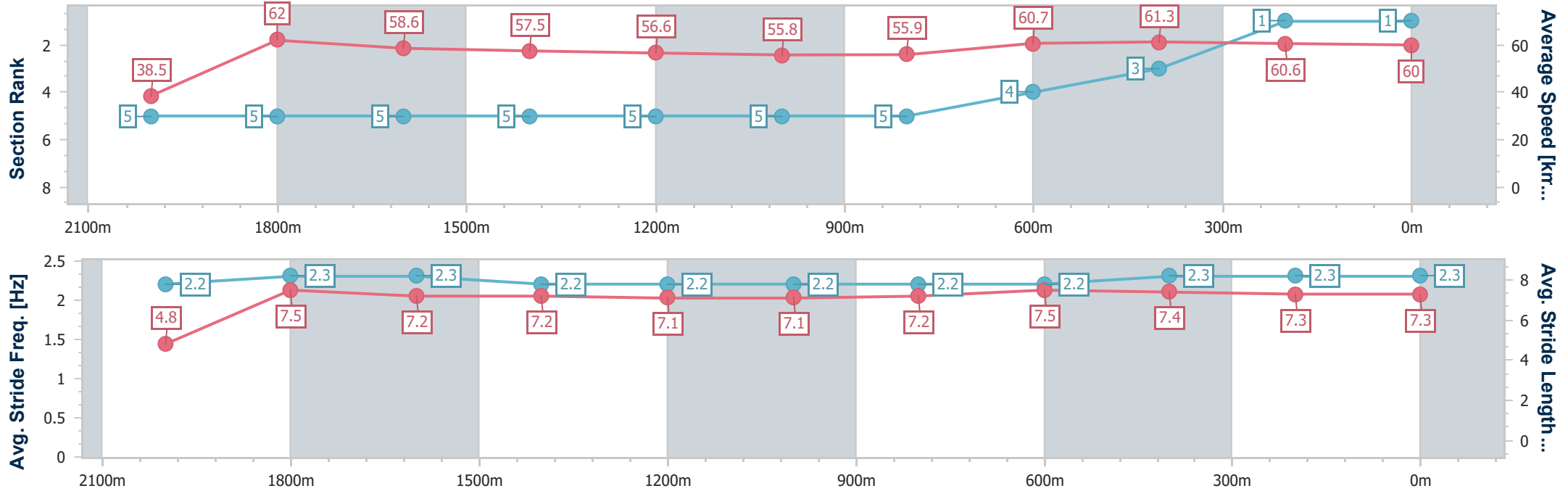
Ipswich QLD Professional  
 Race 1: FOLLOW @IPSWICHTURFCLUB Maiden Handicap - 2150m



02 March 2023 - 13:10

Track Rating: Good 4, Weather: Overcast, Rail Position: +6m Entire

Section	Overall	2000m	1800m	1600m	1400m	1200m	1000m	800m	600m	400m	200m
Section Times	2:16.25 [1] (0:14.00)	2:02.25 [5] (0:11.63)	1:50.62 [5] (0:12.05)	1:38.57 [5] (0:12.52)	1:26.05 [5] (0:12.64)	1:13.41 [5] (0:12.86)	1:00.55 [5] (0:12.83)	0:47.72 [5] (0:11.84)	0:35.88 [4] (0:11.84)	0:24.04 [3] (0:12.05)	0:11.99 [1] (0:11.99)
Average Speed [km/h]	38.5	62.0	58.6	57.5	56.6	55.8	55.9	60.7	61.3	60.6	60.0
Top Speed [km/h]	61.8	62.4	60.9	58.1	57.6	56.7	60.2	61.5	63.4	61.6	61.3
Avg. Dist. to Rail [m]	8.7	1.6	2.3	1.2	1.0	1.1	1.8	1.0	2.4	4.3	5.5
Avg. Stride Freq. [Hz]	2.2	2.3	2.3	2.2	2.2	2.2	2.2	2.2	2.3	2.3	2.3
Avg. Stride Length [m]	4.8	7.5	7.2	7.2	7.1	7.1	7.2	7.5	7.4	7.3	7.3



- [ ] Ranking at each section and finish
- .-.- No data available at this section
- NA No data available



Horse/Jockey Name	Caoimhe
Final Rank	2
Fastest Section Time (Section)	0:11.34 (2000m)
Top Speed [km/h] (Section)	64.1 (2000m)
Race State	Finished



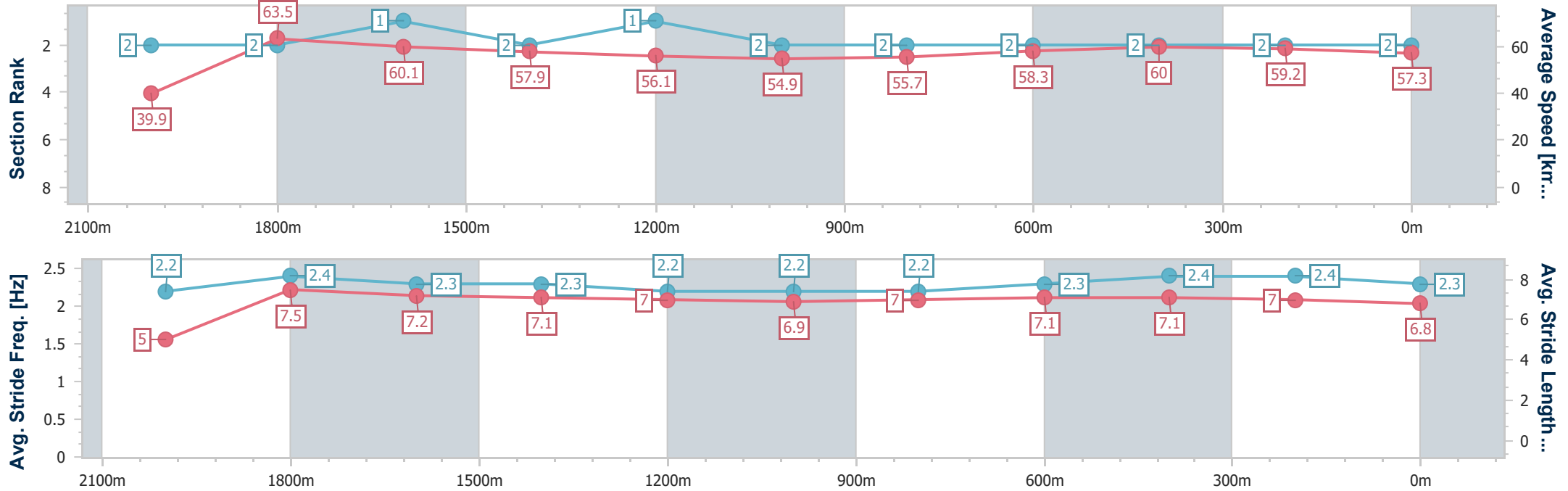
Ipswich QLD Professional  
 Race 1: FOLLOW @IPSWICHTURFCLUB Maiden Handicap - 2150m



02 March 2023 - 13:10

Track Rating: Good 4, Weather: Overcast, Rail Position: +6m Entire

Section	Overall	2000m	1800m	1600m	1400m	1200m	1000m	800m	600m	400m	200m
Section Times	2:16.90 [2] (0:13.53)	2:03.37 [2] (0:11.34)	1:52.03 [2] (0:11.84)	1:40.19 [1] (0:12.44)	1:27.75 [2] (0:12.77)	1:14.98 [1] (0:13.05)	1:01.93 [2] (0:12.85)	0:49.08 [2] (0:12.31)	0:36.77 [2] (0:12.00)	0:24.77 [2] (0:12.19)	0:12.58 [2] (0:12.58)
Average Speed [km/h]	39.9	63.5	60.1	57.9	56.1	54.9	55.7	58.3	60.0	59.2	57.3
Top Speed [km/h]	63.0	64.1	63.0	58.8	57.4	55.8	57.2	59.5	60.7	60.2	59.6
Avg. Dist. to Rail [m]	8.1	0.5	1.3	0.4	1.0	1.6	2.0	1.4	0.2	1.5	2.5
Avg. Stride Freq. [Hz]	2.2	2.4	2.3	2.3	2.2	2.2	2.2	2.3	2.4	2.4	2.3
Avg. Stride Length [m]	5.0	7.5	7.2	7.1	7.0	6.9	7.0	7.1	7.1	7.0	6.8



- [ ] Ranking at each section and finish
- .-.- No data available at this section
- NA No data available



Horse/Jockey Name	Toolatamate
Final Rank	3
Fastest Section Time (Section)	0:11.36 (2000m)
Top Speed [km/h] (Section)	64.3 (2000m)
Race State	Finished



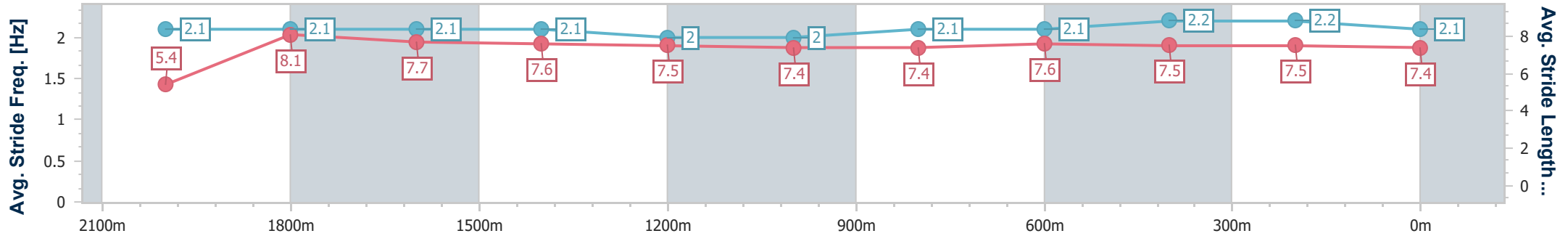
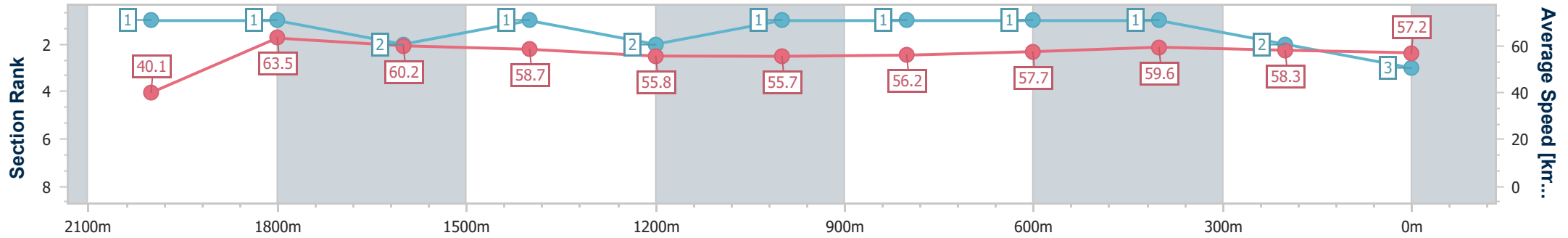
Ipswich QLD Professional  
Race 1: FOLLOW @IPSWICHTURFCLUB Maiden Handicap - 2150m



02 March 2023 - 13:10

Track Rating: Good 4, Weather: Overcast, Rail Position: +6m Entire

Section	Overall	2000m	1800m	1600m	1400m	1200m	1000m	800m	600m	400m	200m
Section Times	2:16.94 [3] (0:13.45)	2:03.49 [1] (0:11.36)	1:52.13 [1] (0:11.95)	1:40.18 [2] (0:12.29)	1:27.89 [1] (0:12.88)	1:15.01 [2] (0:12.91)	1:02.10 [1] (0:12.76)	0:49.34 [1] (0:12.37)	0:36.97 [1] (0:12.04)	0:24.93 [1] (0:12.32)	0:12.61 [2] (0:12.61)
Average Speed [km/h]	40.1	63.5	60.2	58.7	55.8	55.7	56.2	57.7	59.6	58.3	57.2
Top Speed [km/h]	63.8	64.3	63.5	59.6	57.0	56.3	56.5	59.2	60.4	59.1	58.8
Avg. Dist. to Rail [m]	11.3	0.9	0.6	1.2	0.2	0.7	1.8	2.1	1.1	0.4	1.2
Avg. Stride Freq. [Hz]	2.1	2.1	2.1	2.1	2.0	2.0	2.1	2.1	2.2	2.2	2.1
Avg. Stride Length [m]	5.4	8.1	7.7	7.6	7.5	7.4	7.4	7.6	7.5	7.5	7.4



- [ ] Ranking at each section and finish
- .-.- No data available at this section
- NA No data available



Horse/Jockey Name	King Tereus
Final Rank	4
Fastest Section Time (Section)	0:11.51 (2000m)
Top Speed [km/h] (Section)	64.2 (2000m)
Race State	Finished



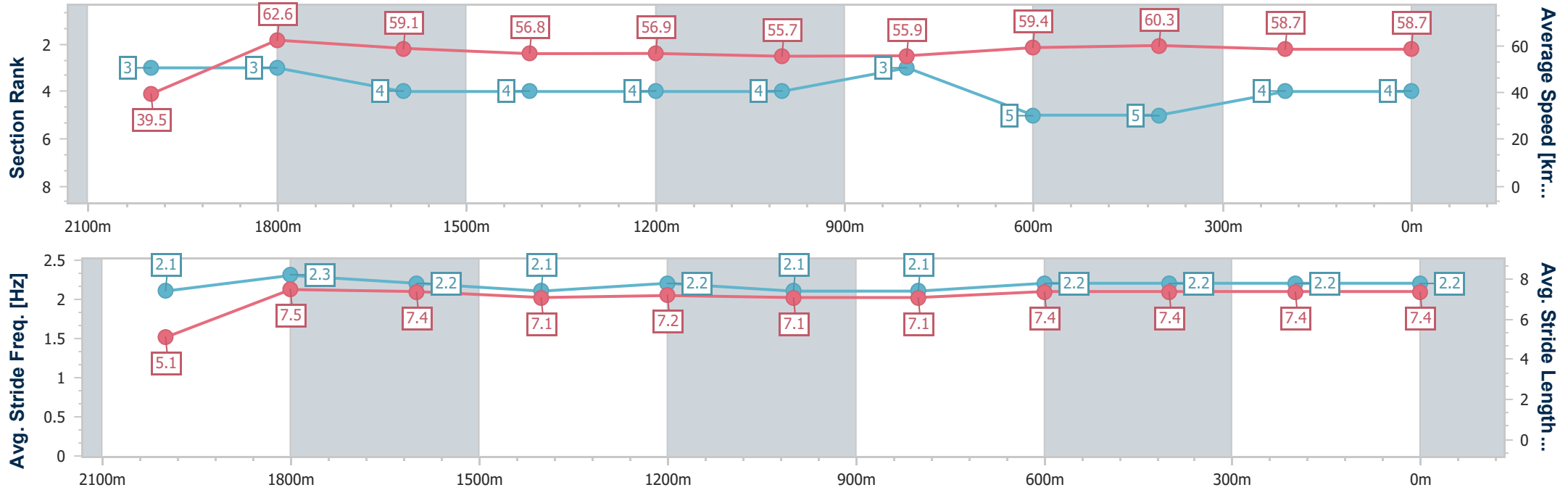
Ipswich QLD Professional  
 Race 1: FOLLOW @IPSWICHTURFCLUB Maiden Handicap - 2150m



02 March 2023 - 13:10

Track Rating: Good 4, Weather: Overcast, Rail Position: +6m Entire

Section	Overall	2000m	1800m	1600m	1400m	1200m	1000m	800m	600m	400m	200m
Section Times	2:16.98 [4] (0:13.69)	2:03.29 [3] (0:11.51)	1:51.78 [3] (0:12.08)	1:39.70 [4] (0:12.67)	1:27.03 [4] (0:12.62)	1:14.41 [4] (0:12.93)	1:01.48 [4] (0:12.87)	0:48.61 [3] (0:12.10)	0:36.51 [5] (0:11.96)	0:24.55 [5] (0:12.30)	0:12.25 [4] (0:12.25)
Average Speed [km/h]	39.5	62.6	59.1	56.8	56.9	55.7	55.9	59.4	60.3	58.7	58.7
Top Speed [km/h]	63.2	64.2	61.6	57.4	57.6	56.5	58.1	59.7	61.4	59.7	59.0
Avg. Dist. to Rail [m]	12.6	1.6	1.1	0.4	0.6	0.2	0.3	0.2	0.3	1.6	4.0
Avg. Stride Freq. [Hz]	2.1	2.3	2.2	2.1	2.2	2.1	2.1	2.2	2.2	2.2	2.2
Avg. Stride Length [m]	5.1	7.5	7.4	7.1	7.2	7.1	7.1	7.4	7.4	7.4	7.4



- [ ] Ranking at each section and finish
- .-.- No data available at this section
- NA No data available



Horse/Jockey Name	Red Oscar
Final Rank	5
Fastest Section Time (Section)	0:11.80 (2000m)
Top Speed [km/h] (Section)	61.7 (2000m)
Race State	Finished



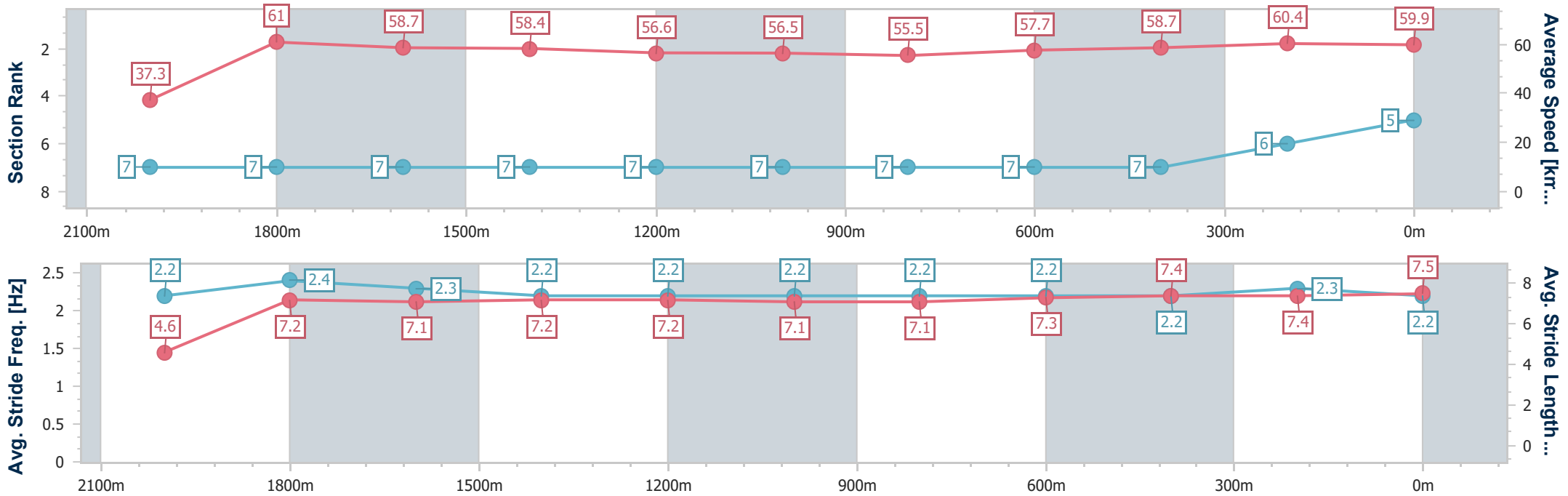
Ipswich QLD Professional  
 Race 1: FOLLOW @IPSWICHTURFCLUB Maiden Handicap - 2150m



02 March 2023 - 13:10

Track Rating: Good 4, Weather: Overcast, Rail Position: +6m Entire

Section	Overall	2000m	1800m	1600m	1400m	1200m	1000m	800m	600m	400m	200m
Section Times	2:17.57 [5] (0:14.51)	2:03.06 [7] (0:11.80)	1:51.26 [7] (0:12.19)	1:39.07 [7] (0:12.33)	1:26.74 [7] (0:12.68)	1:14.06 [7] (0:12.65)	1:01.41 [7] (0:12.89)	0:48.52 [7] (0:12.35)	0:36.17 [7] (0:12.25)	0:23.92 [7] (0:11.92)	0:12.00 [6] (0:12.00)
Average Speed [km/h]	37.3	61.0	58.7	58.4	56.6	56.5	55.5	57.7	58.7	60.4	59.9
Top Speed [km/h]	59.3	61.7	61.0	59.3	57.1	57.7	57.4	58.3	59.9	61.2	61.2
Avg. Dist. to Rail [m]	2.0	0.8	0.9	0.5	0.7	2.0	2.6	2.5	0.4	0.4	1.4
Avg. Stride Freq. [Hz]	2.2	2.4	2.3	2.2	2.2	2.2	2.2	2.2	2.2	2.3	2.2
Avg. Stride Length [m]	4.6	7.2	7.1	7.2	7.2	7.1	7.1	7.3	7.4	7.4	7.5



- [ ] Ranking at each section and finish
- .-.- No data available at this section
- NA No data available



Horse/Jockey Name	Newmarket Miss
Final Rank	6
Fastest Section Time (Section)	0:11.37 (2000m)
Top Speed [km/h] (Section)	63.8 (2000m)
Race State	Finished



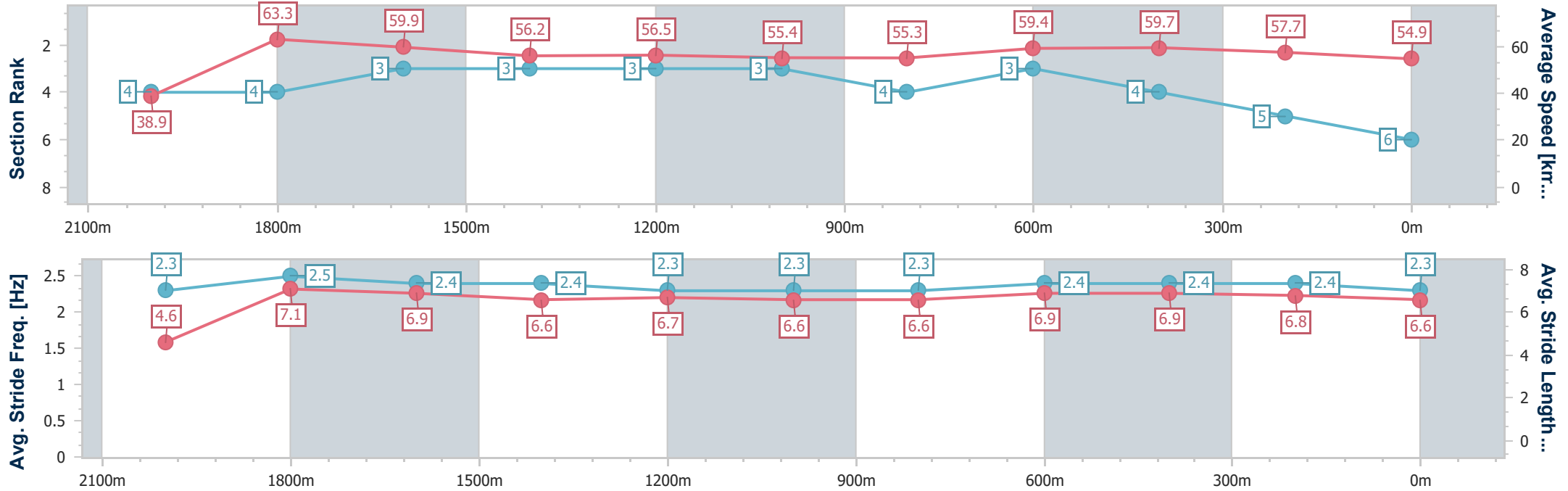
Ipswich QLD Professional  
 Race 1: FOLLOW @IPSWICHTURFCLUB Maiden Handicap - 2150m



02 March 2023 - 13:10

Track Rating: Good 4, Weather: Overcast, Rail Position: +6m Entire

Section	Overall	2000m	1800m	1600m	1400m	1200m	1000m	800m	600m	400m	200m
Section Times	2:18.01 [6] (0:13.90)	2:04.11 [4] (0:11.37)	1:52.74 [4] (0:11.74)	1:41.00 [3] (0:12.81)	1:28.19 [3] (0:12.70)	1:15.49 [3] (0:12.93)	1:02.56 [3] (0:12.95)	0:49.61 [4] (0:12.01)	0:37.60 [3] (0:11.99)	0:25.61 [4] (0:12.51)	0:13.10 [5] (0:13.10)
Average Speed [km/h]	38.9	63.3	59.9	56.2	56.5	55.4	55.3	59.4	59.7	57.7	54.9
Top Speed [km/h]	63.2	63.8	62.8	57.7	57.8	57.7	58.3	61.1	60.8	59.0	56.9
Avg. Dist. to Rail [m]	9.9	0.7	2.9	1.0	0.8	1.2	2.4	2.3	0.9	0.6	1.1
Avg. Stride Freq. [Hz]	2.3	2.5	2.4	2.4	2.3	2.3	2.3	2.4	2.4	2.4	2.3
Avg. Stride Length [m]	4.6	7.1	6.9	6.6	6.7	6.6	6.6	6.9	6.9	6.8	6.6



- [ ] Ranking at each section and finish
- .-.- No data available at this section
- NA No data available





Horse/Jockey Name	Slick Heels
Final Rank	7
Fastest Section Time (Section)	0:11.57 (2000m)
Top Speed [km/h] (Section)	62.9 (2000m)
Race State	Finished



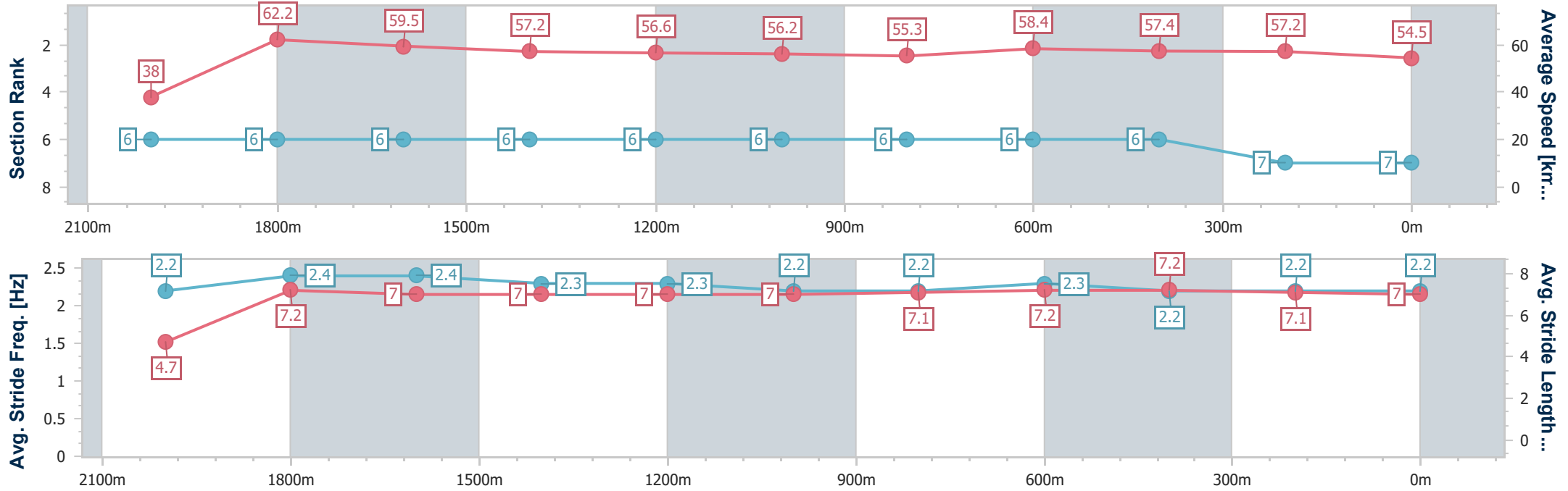
Ipswich QLD Professional  
 Race 1: FOLLOW @IPSWICHTURFCLUB Maiden Handicap - 2150m



02 March 2023 - 13:10

Track Rating: Good 4, Weather: Overcast, Rail Position: +6m Entire

Section	Overall	2000m	1800m	1600m	1400m	1200m	1000m	800m	600m	400m	200m
Section Times	2:19.42 [7] (0:14.24)	2:05.18 [6] (0:11.57)	1:53.61 [6] (0:12.09)	1:41.52 [6] (0:12.62)	1:28.90 [6] (0:12.74)	1:16.16 [6] (0:12.71)	1:03.45 [6] (0:12.94)	0:50.51 [6] (0:12.21)	0:38.30 [6] (0:12.48)	0:25.82 [6] (0:12.60)	0:13.22 [7] (0:13.22)
Average Speed [km/h]	38.0	62.2	59.5	57.2	56.6	56.2	55.3	58.4	57.4	57.2	54.5
Top Speed [km/h]	61.8	62.9	62.3	57.9	57.7	57.5	56.7	59.6	58.9	57.9	56.9
Avg. Dist. to Rail [m]	10.5	0.5	1.0	2.0	0.8	1.9	2.5	2.5	1.2	0.7	0.7
Avg. Stride Freq. [Hz]	2.2	2.4	2.4	2.3	2.3	2.2	2.2	2.3	2.2	2.2	2.2
Avg. Stride Length [m]	4.7	7.2	7.0	7.0	7.0	7.0	7.1	7.2	7.2	7.1	7.0



- [ ] Ranking at each section and finish
- .-.- No data available at this section
- NA No data available