

Track Rating: Good 4, Weather: Overcast, Rail Position: +6m Entire

Section										Last 600m		
Field Times		Overall	600m	400m	200m							
		0:45.41 (0:13.32)	0:32.09 (0:10.32)	0:21.77 (0:10.69)	0:11.08 (0:11.08)						0:32.09	
Rank	TAB	Horse/Jockey	Barrier	Top Speed [km/h]	Fastest Section	Overall	600m	400m	200m	Margin	Last 600m	Distance Travelled [m]
1	4	MOUETTE Yvette Lewis	3	69.8	0:10.20	0:45.41 [1] (0:13.45)	0:31.96 [2] (0:10.20)	0:21.76 [1] (0:10.71)	0:11.05 [1] (0:11.05)	0:45.41	0:31.96	
2	1	GLAMBORGINI Bailey Wheeler	2	69.5	0:10.32	0:45.86 [2] (0:13.32)	0:32.54 [1] (0:10.32)	0:22.22 [2] (0:10.69)	0:11.53 [2] (0:11.53)	2.5L	0:32.54	-2
3	3	HUBBUB Luke Tarrant	5	69.5	0:10.43	0:46.36 [3] (0:13.96)	0:32.40 [5] (0:10.43)	0:21.97 [3] (0:10.73)	0:11.24 [3] (0:11.24)	5.3L	0:32.40	-1
4	7	ZESTAR Samantha Collett	6	69.5	0:10.62	0:46.86 [4] (0:13.91)	0:32.95 [3] (0:10.62)	0:22.33 [4] (0:10.98)	0:11.35 [4] (0:11.35)	8.1L	0:32.95	-1
5	5	CHILLI PALMER Minonette Kennedy	7	67.3	0:10.77	0:46.89 [5] (0:13.91)	0:32.98 [4] (0:10.77)	0:22.21 [5] (0:10.87)	0:11.34 [5] (0:11.34)	8.2L	0:32.98	-1
6	6	PENDOLAY Shane McGovern	4	68.4	0:10.61	0:47.91 [6] (0:14.39)	0:33.52 [6] (0:10.61)	0:22.91 [6] (0:11.18)	0:11.73 [6] (0:11.73)	8.2L	0:33.52	+1

Scratched: Flying Rupert (#2)



Horse/Jockey Name	Mouette
Final Rank	1
Fastest Section Time (Section)	0:10.20 (600m)
Top Speed [km/h] (Section)	69.8 (Overall)
Race State	Finished



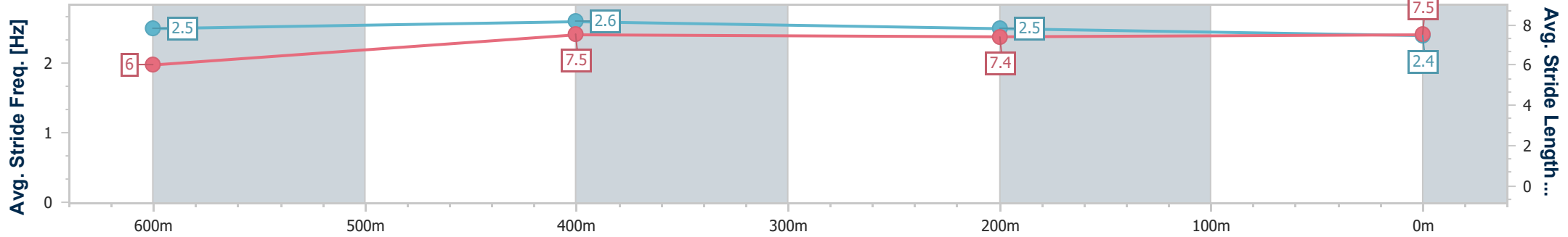
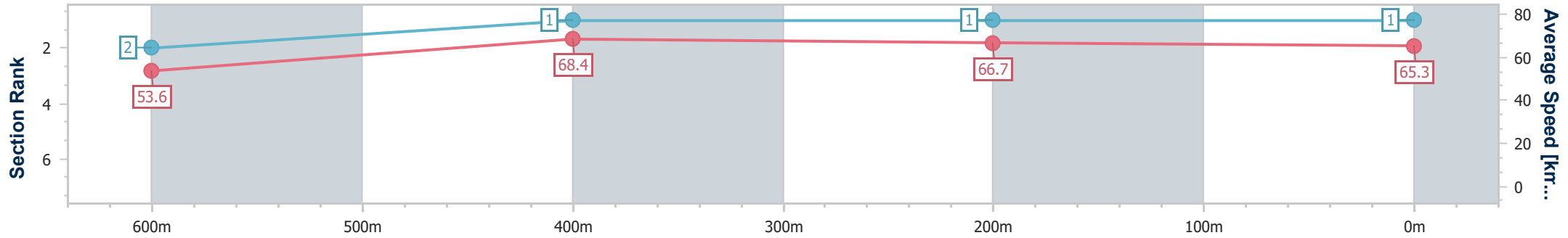
Ipswich QLD Professional
 Race 2: ST PATRICK'S RACES 17 MARCH QTIS Three-Year-Old
 BENCHMARK 62 Handicap - 800m



02 March 2023 - 13:46

Track Rating: Good 4, Weather: Overcast, Rail Position: +6m Entire

Section	Overall	600m	400m	200m
Section Times	0:45.41 [1] (0:13.45)	0:31.96 [2] (0:10.20)	0:21.76 [1] (0:10.71)	0:11.05 [1] (0:11.05)
Average Speed [km/h]	53.6	68.4	66.7	65.3
Top Speed [km/h]	69.8	69.8	68.1	68.1
Avg. Dist. to Rail [m]	1.3	1.4	1.4	0.3
Avg. Stride Freq. [Hz]	2.5	2.6	2.5	2.4
Avg. Stride Length [m]	6.0	7.5	7.4	7.5



- [] Ranking at each section and finish
- .-.- No data available at this section
- NA No data available



Horse/Jockey Name	Glamborgini
Final Rank	2
Fastest Section Time (Section)	0:10.32 (600m)
Top Speed [km/h] (Section)	69.5 (Overall)
Race State	Finished



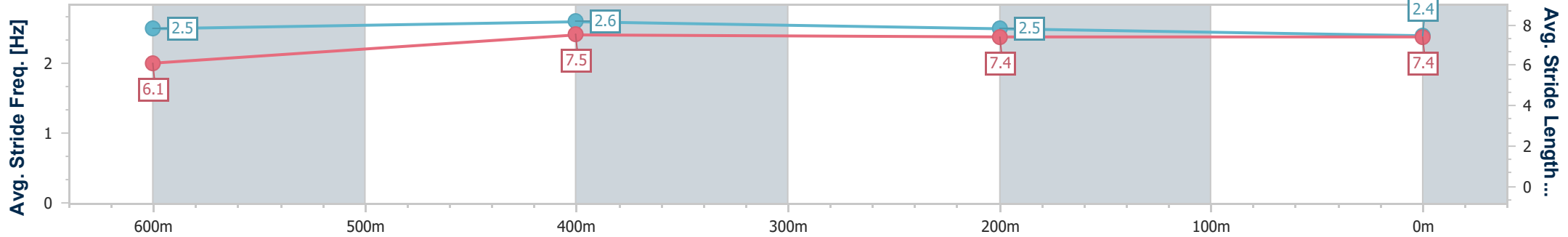
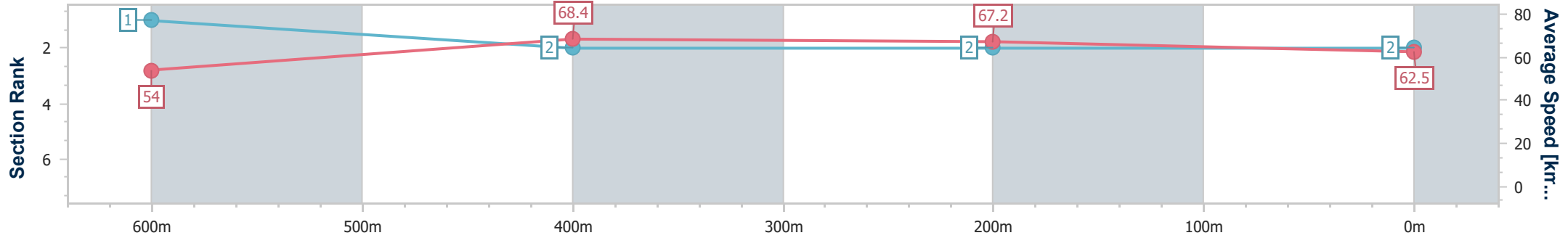
Ipswich QLD Professional
 Race 2: ST PATRICK'S RACES 17 MARCH QTIS Three-Year-Old
 BENCHMARK 62 Handicap - 800m



02 March 2023 - 13:46

Track Rating: Good 4, Weather: Overcast, Rail Position: +6m Entire

Section	Overall	600m	400m	200m
Section Times	0:45.86 [2] (0:13.32)	0:32.54 [1] (0:10.32)	0:22.22 [2] (0:10.69)	0:11.53 [2] (0:11.53)
Average Speed [km/h]	54.0	68.4	67.2	62.5
Top Speed [km/h]	69.5	69.5	68.8	65.7
Avg. Dist. to Rail [m]	1.2	0.8	0.7	0.7
Avg. Stride Freq. [Hz]	2.5	2.6	2.5	2.4
Avg. Stride Length [m]	6.1	7.5	7.4	7.4



- [] Ranking at each section and finish
- .-.- No data available at this section
- NA No data available



Horse/Jockey Name	Hubbub
Final Rank	3
Fastest Section Time (Section)	0:10.43 (600m)
Top Speed [km/h] (Section)	69.5 (600m)
Race State	Finished



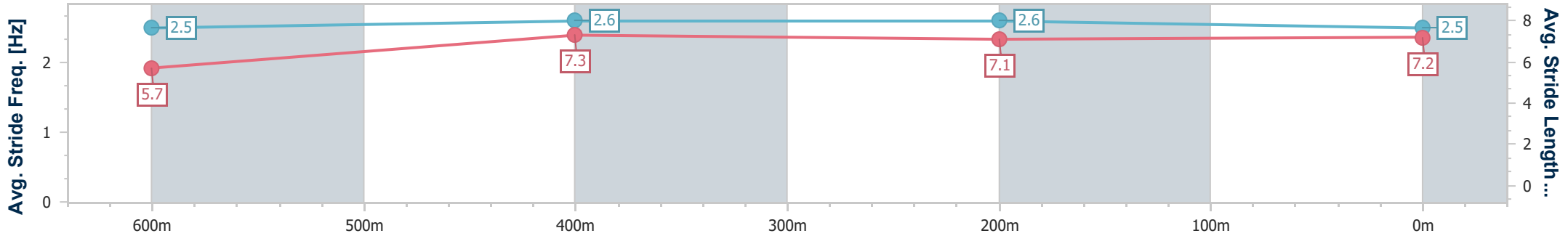
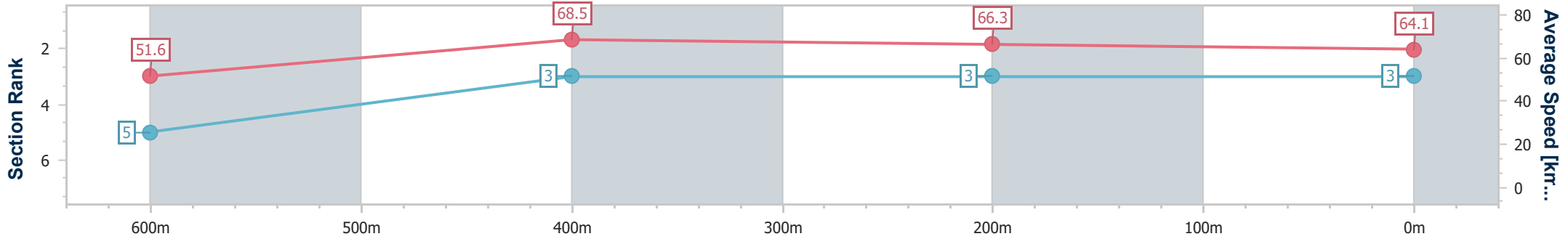
Ipswich QLD Professional
 Race 2: ST PATRICK'S RACES 17 MARCH QTIS Three-Year-Old
 BENCHMARK 62 Handicap - 800m



02 March 2023 - 13:46

Track Rating: Good 4, Weather: Overcast, Rail Position: +6m Entire

Section	Overall	600m	400m	200m
Section Times	0:46.36 [3] (0:13.96)	0:32.40 [5] (0:10.43)	0:21.97 [3] (0:10.73)	0:11.24 [3] (0:11.24)
Average Speed [km/h]	51.6	68.5	66.3	64.1
Top Speed [km/h]	68.5	69.5	66.7	66.3
Avg. Dist. to Rail [m]	3.0	1.3	2.5	1.7
Avg. Stride Freq. [Hz]	2.5	2.6	2.6	2.5
Avg. Stride Length [m]	5.7	7.3	7.1	7.2



- [] Ranking at each section and finish
- .-.- No data available at this section
- NA No data available



Horse/Jockey Name	Zestar
Final Rank	4
Fastest Section Time (Section)	0:10.62 (600m)
Top Speed [km/h] (Section)	69.5 (Overall)
Race State	Finished



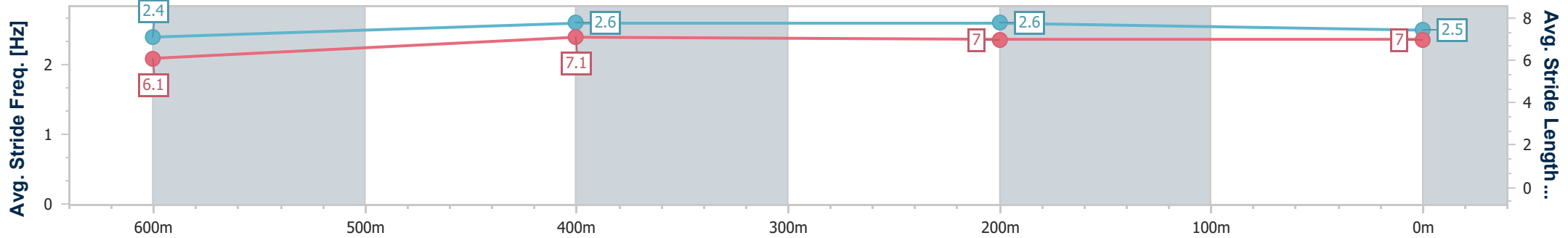
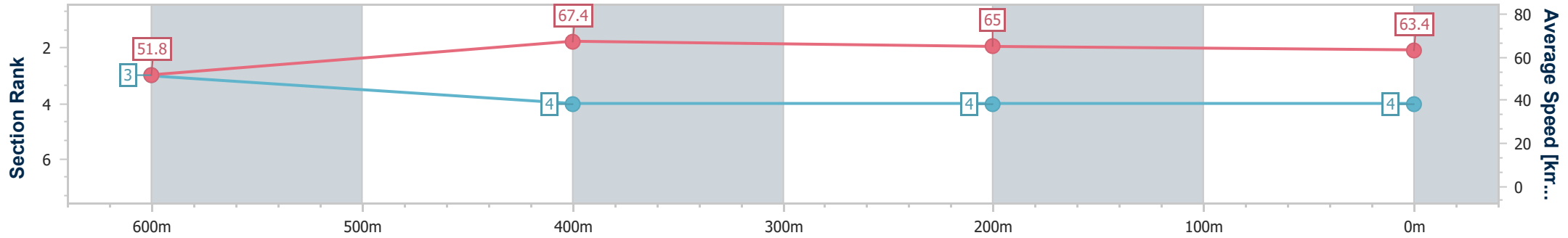
Ipswich QLD Professional
 Race 2: ST PATRICK'S RACES 17 MARCH QTIS Three-Year-Old
 BENCHMARK 62 Handicap - 800m



02 March 2023 - 13:46

Track Rating: Good 4, Weather: Overcast, Rail Position: +6m Entire

Section	Overall	600m	400m	200m
Section Times	0:46.86 [4] (0:13.91)	0:32.95 [3] (0:10.62)	0:22.33 [4] (0:10.98)	0:11.35 [4] (0:11.35)
Average Speed [km/h]	51.8	67.4	65.0	63.4
Top Speed [km/h]	69.5	69.4	67.0	64.7
Avg. Dist. to Rail [m]	2.9	1.4	1.3	1.6
Avg. Stride Freq. [Hz]	2.4	2.6	2.6	2.5
Avg. Stride Length [m]	6.1	7.1	7.0	7.0



- [] Ranking at each section and finish
- .-.- No data available at this section
- NA No data available



Horse/Jockey Name	Chilli Palmer
Final Rank	5
Fastest Section Time (Section)	0:10.77 (600m)
Top Speed [km/h] (Section)	67.3 (600m)
Race State	Finished



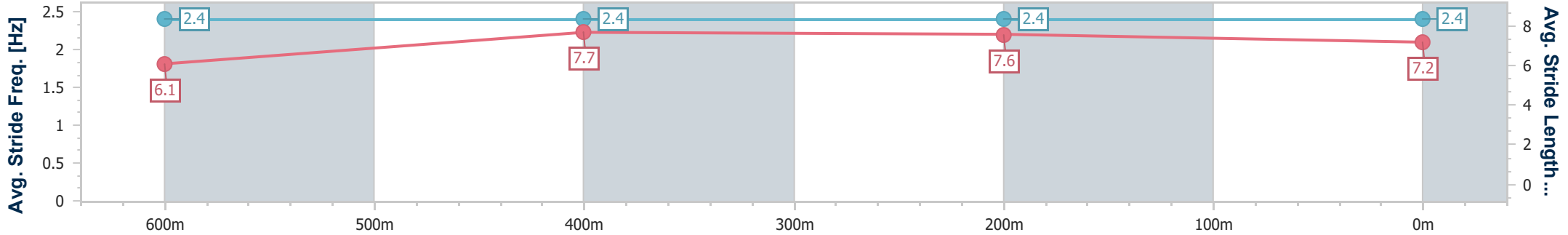
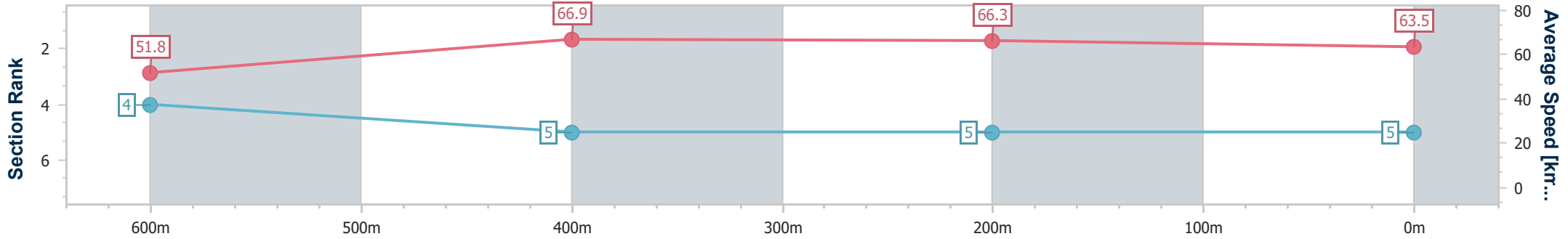
Ipswich QLD Professional
 Race 2: ST PATRICK'S RACES 17 MARCH QTIS Three-Year-Old
 BENCHMARK 62 Handicap - 800m



02 March 2023 - 13:46

Track Rating: Good 4, Weather: Overcast, Rail Position: +6m Entire

Section	Overall	600m	400m	200m
Section Times	0:46.89 [5] (0:13.91)	0:32.98 [4] (0:10.77)	0:22.21 [5] (0:10.87)	0:11.34 [5] (0:11.34)
Average Speed [km/h]	51.8	66.9	66.3	63.5
Top Speed [km/h]	66.0	67.3	67.1	65.5
Avg. Dist. to Rail [m]	6.5	1.5	1.1	2.5
Avg. Stride Freq. [Hz]	2.4	2.4	2.4	2.4
Avg. Stride Length [m]	6.1	7.7	7.6	7.2



- [] Ranking at each section and finish
- .-.- No data available at this section
- NA No data available



Horse/Jockey Name	Pendolay
Final Rank	6
Fastest Section Time (Section)	0:10.61 (600m)
Top Speed [km/h] (Section)	68.4 (600m)
Race State	Finished



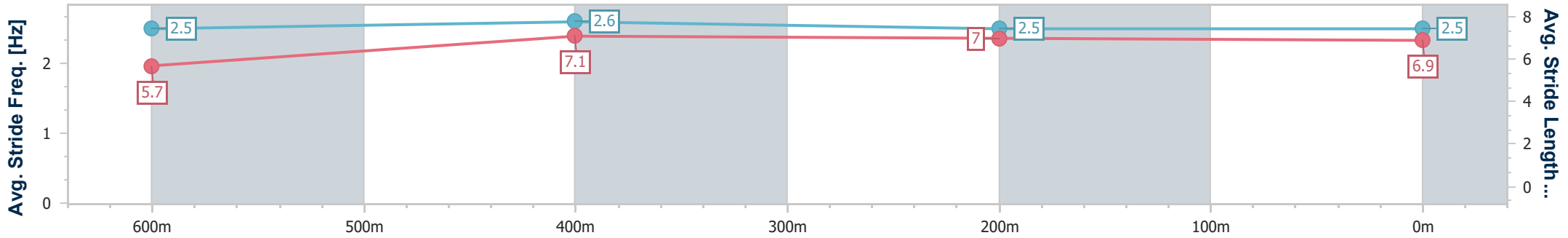
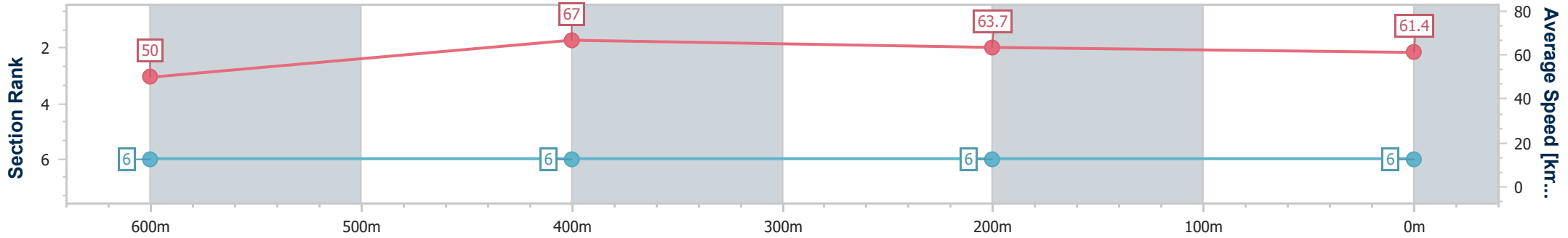
Ipswich QLD Professional
 Race 2: ST PATRICK'S RACES 17 MARCH QTIS Three-Year-Old
 BENCHMARK 62 Handicap - 800m



02 March 2023 - 13:46

Track Rating: Good 4, Weather: Overcast, Rail Position: +6m Entire

Section	Overall	600m	400m	200m
Section Times	0:47.91 [6] (0:14.39)	0:33.52 [6] (0:10.61)	0:22.91 [6] (0:11.18)	0:11.73 [6] (0:11.73)
Average Speed [km/h]	50.0	67.0	63.7	61.4
Top Speed [km/h]	67.0	68.4	65.3	63.0
Avg. Dist. to Rail [m]	0.9	2.7	2.7	1.2
Avg. Stride Freq. [Hz]	2.5	2.6	2.5	2.5
Avg. Stride Length [m]	5.7	7.1	7.0	6.9



- [] Ranking at each section and finish
- .-.- No data available at this section
- NA No data available