

Track Rating: Good 4, Weather: Overcast, Rail Position: +8m Entire

Section		Overall	1000m	800m	600m	400m	200m	Last 600m					
Field Times		1:04.63 (0:08.15)	0:56.48 (0:10.28)	0:46.20 (0:11.22)	0:34.98 (0:11.53)	0:23.45 (0:11.63)	0:11.82 (0:11.82)	0:34.98					
Rank	TAB Horse/Jockey	Barrier	Top Speed [km/h]	Fastest Section							Margin	Distance Travelled [m]	
1	3 RUSSIAN ALLIANCE Larry Cassidy	3	70.4	0:08.40	1:04.63 [1] (0:08.40)	0:56.23 [4] (0:10.29)	0:45.94 [3] (0:11.01)	0:34.93 [3] (0:11.54)	0:23.39 [3] (0:11.57)	0:11.82 [2] (0:11.82)	1:04.63	0:34.93	
2	7 SOO SWEET Ben Thompson	2	68.9	0:08.19	1:05.00 [2] (0:08.19)	0:56.81 [3] (0:10.55)	0:46.26 [4] (0:10.99)	0:35.27 [4] (0:11.54)	0:23.73 [4] (0:11.74)	0:11.99 [3] (0:11.99)	2L	0:35.27	-3
3	4 MASTERPLAN James Orman	4	71.2	0:08.15	1:05.16 [3] (0:08.15)	0:57.01 [1] (0:10.28)	0:46.73 [1] (0:11.22)	0:35.51 [1] (0:11.53)	0:23.98 [1] (0:11.69)	0:12.29 [1] (0:12.29)	2.8L	0:35.51	-2
4	1 SPEEDY MACHO Jason Taylor	6	69.7	0:08.70	1:05.37 [4] (0:08.70)	0:56.67 [5] (0:10.41)	0:46.26 [5] (0:10.84)	0:35.42 [5] (0:11.52)	0:23.90 [5] (0:11.70)	0:12.20 [5] (0:12.20)	3.8L	0:35.42	+2
5	6 SWITCH AND SLIDE Melea Castle	7	71.0	0:08.21	1:05.92 [5] (0:08.21)	0:57.71 [2] (0:10.36)	0:47.35 [2] (0:11.11)	0:36.24 [2] (0:11.52)	0:24.72 [2] (0:11.99)	0:12.73 [4] (0:12.73)	7.1L	0:36.24	-3

Scratched: Rubaahy (#2), Out Bid Me (#5)



Horse/Jockey Name	Russian Alliance
Final Rank	1
Fastest Section Time (Section)	0:08.40 (Overall)
Top Speed [km/h] (Section)	70.4 (1000m)
Race State	Finished

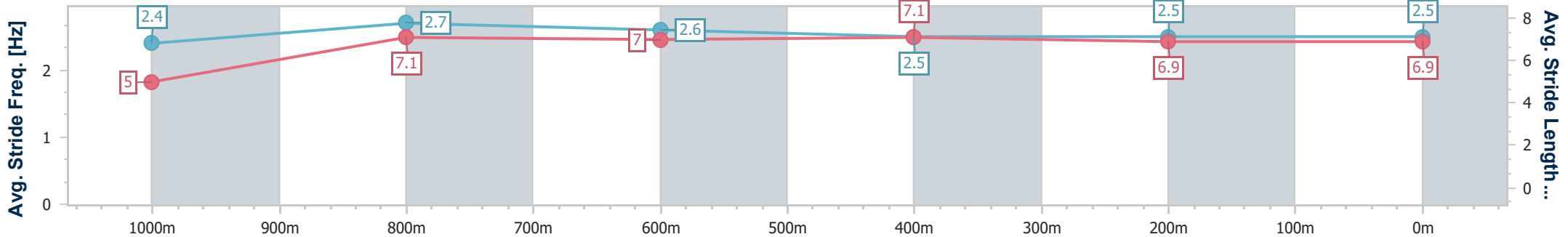
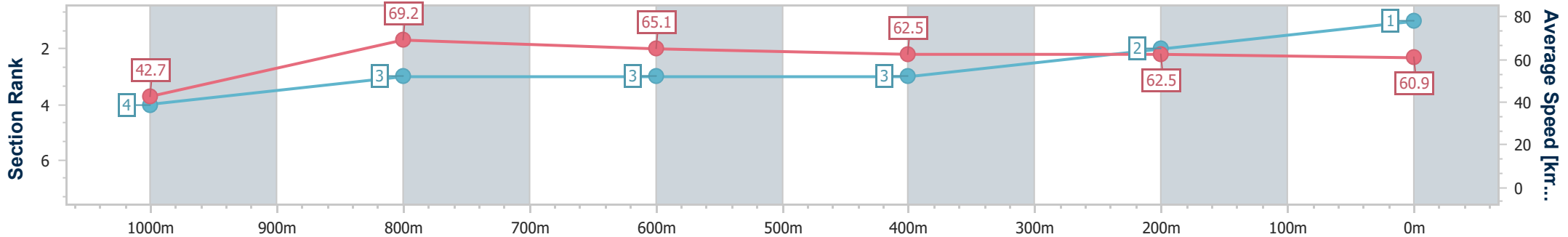


Ipswich QLD Professional
 Race 1: FOLLOW @IPSWICHTURFCLUB QTIS Two-Years-Old
 Class 1 Plate - 1100m
 10 March 2023 - 11:47



Track Rating: Good 4, Weather: Overcast, Rail Position: +8m Entire

Section	Overall	1000m	800m	600m	400m	200m
Section Times	1:04.63 [1] (0:08.40)	0:56.23 [4] (0:10.29)	0:45.94 [3] (0:11.01)	0:34.93 [3] (0:11.54)	0:23.39 [3] (0:11.57)	0:11.82 [2] (0:11.82)
Average Speed [km/h]	42.7	69.2	65.1	62.5	62.5	60.9
Top Speed [km/h]	68.8	70.4	68.9	63.3	63.7	62.9
Avg. Dist. to Rail [m]	2.8	4.6	1.4	0.8	0.7	0.7
Avg. Stride Freq. [Hz]	2.4	2.7	2.6	2.5	2.5	2.5
Avg. Stride Length [m]	5.0	7.1	7.0	7.1	6.9	6.9



- [] Ranking at each section and finish
- .-.- No data available at this section
- NA No data available



Horse/Jockey Name	Soo Sweet
Final Rank	2
Fastest Section Time (Section)	0:08.19 (Overall)
Top Speed [km/h] (Section)	68.9 (1000m)
Race State	Finished

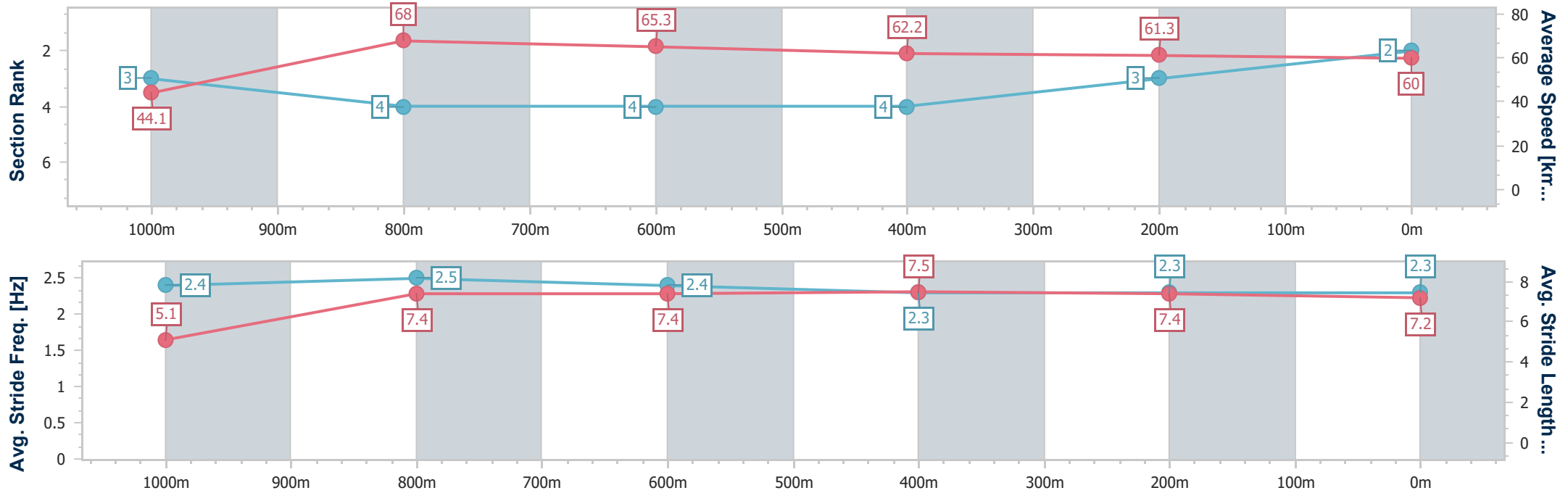


Ipswich QLD Professional
 Race 1: FOLLOW @IPSWICHTURFCLUB QTIS Two-Years-Old
 Class 1 Plate - 1100m
 10 March 2023 - 11:47



Track Rating: Good 4, Weather: Overcast, Rail Position: +8m Entire

Section	Overall	1000m	800m	600m	400m	200m
Section Times	1:05.00 [2] (0:08.19)	0:56.81 [3] (0:10.55)	0:46.26 [4] (0:10.99)	0:35.27 [4] (0:11.54)	0:23.73 [4] (0:11.74)	0:11.99 [3] (0:11.99)
Average Speed [km/h]	44.1	68.0	65.3	62.2	61.3	60.0
Top Speed [km/h]	66.7	68.9	67.4	62.9	62.0	62.3
Avg. Dist. to Rail [m]	0.6	1.1	1.0	0.5	0.5	2.1
Avg. Stride Freq. [Hz]	2.4	2.5	2.4	2.3	2.3	2.3
Avg. Stride Length [m]	5.1	7.4	7.4	7.5	7.4	7.2



- [] Ranking at each section and finish
- .-.- No data available at this section
- NA No data available



Horse/Jockey Name	Masterplan
Final Rank	3
Fastest Section Time (Section)	0:08.15 (Overall)
Top Speed [km/h] (Section)	71.2 (1000m)
Race State	Finished

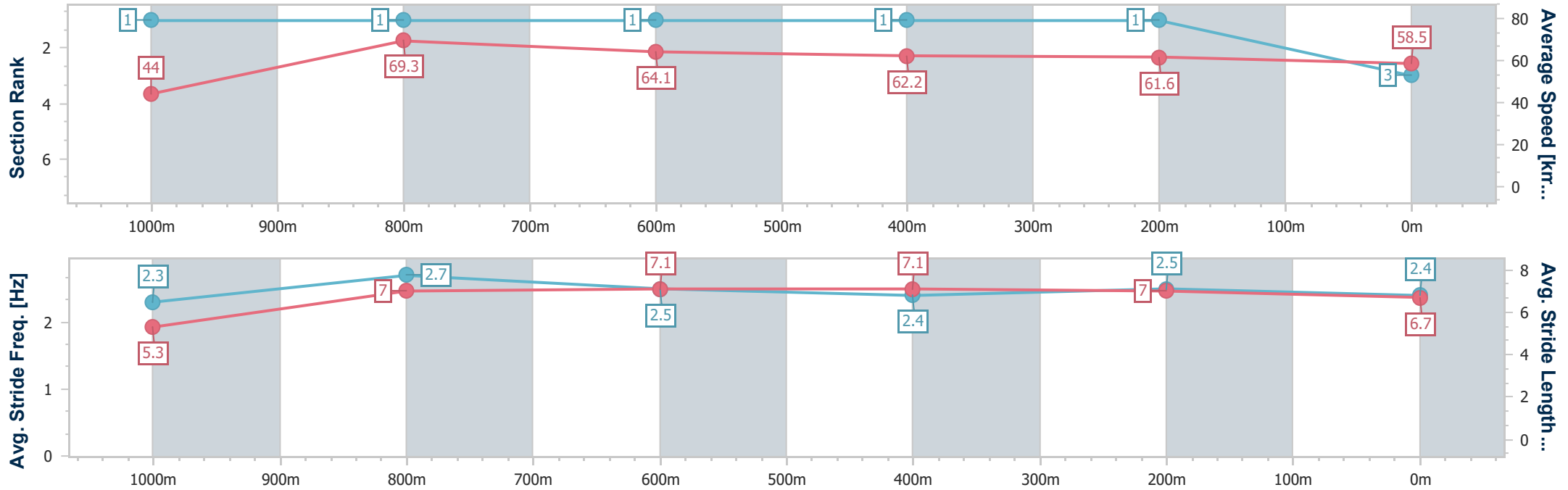


Ipswich QLD Professional
 Race 1: FOLLOW @IPSWICHTURFCLUB QTIS Two-Years-Old
 Class 1 Plate - 1100m
 10 March 2023 - 11:47



Track Rating: Good 4, Weather: Overcast, Rail Position: +8m Entire

Section	Overall	1000m	800m	600m	400m	200m
Section Times	1:05.16 [3] (0:08.15)	0:57.01 [1] (0:10.28)	0:46.73 [1] (0:11.22)	0:35.51 [1] (0:11.53)	0:23.98 [1] (0:11.69)	0:12.29 [1] (0:12.29)
Average Speed [km/h]	44.0	69.3	64.1	62.2	61.6	58.5
Top Speed [km/h]	68.0	71.2	65.4	63.5	63.6	61.8
Avg. Dist. to Rail [m]	2.3	3.9	0.7	0.7	0.4	1.7
Avg. Stride Freq. [Hz]	2.3	2.7	2.5	2.4	2.5	2.4
Avg. Stride Length [m]	5.3	7.0	7.1	7.1	7.0	6.7



- [] Ranking at each section and finish
- .-.- No data available at this section
- NA No data available



Horse/Jockey Name	Speedy Macho
Final Rank	4
Fastest Section Time (Section)	0:08.70 (Overall)
Top Speed [km/h] (Section)	69.7 (1000m)
Race State	Finished

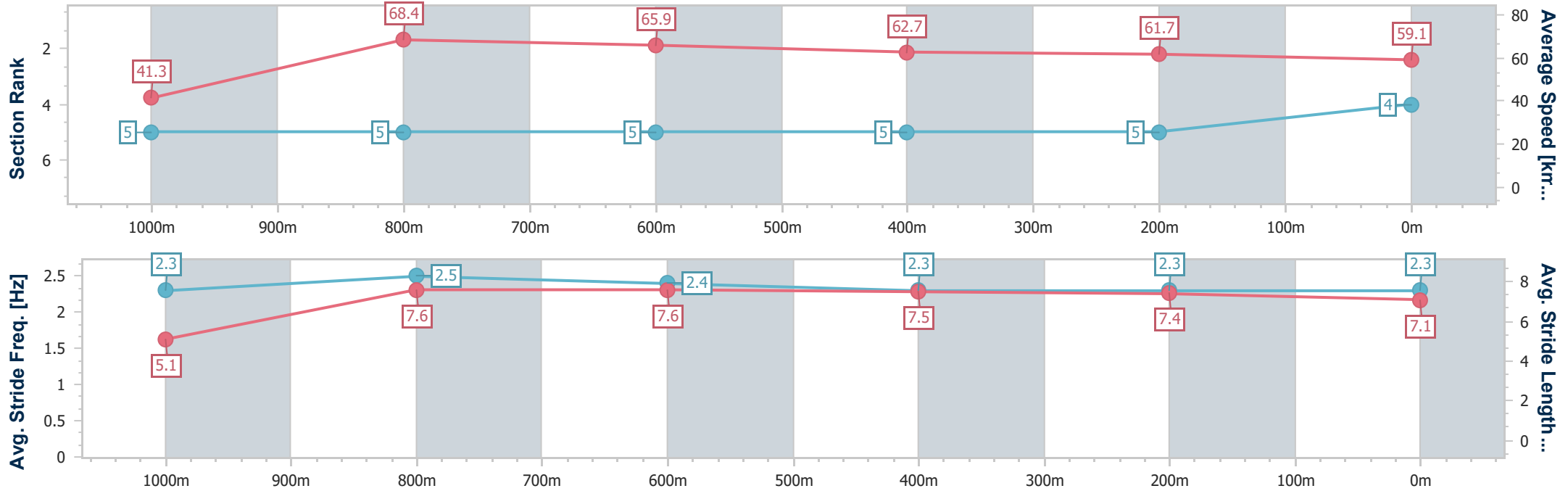


Ipswich QLD Professional
 Race 1: FOLLOW @IPSWICHTURFCLUB QTIS Two-Years-Old
 Class 1 Plate - 1100m
 10 March 2023 - 11:47



Track Rating: Good 4, Weather: Overcast, Rail Position: +8m Entire

Section	Overall	1000m	800m	600m	400m	200m
Section Times	1:05.37 [4] (0:08.70)	0:56.67 [5] (0:10.41)	0:46.26 [5] (0:10.84)	0:35.42 [5] (0:11.52)	0:23.90 [5] (0:11.70)	0:12.20 [5] (0:12.20)
Average Speed [km/h]	41.3	68.4	65.9	62.7	61.7	59.1
Top Speed [km/h]	63.9	69.7	69.2	63.2	62.8	61.5
Avg. Dist. to Rail [m]	2.0	3.6	2.0	0.5	1.9	3.5
Avg. Stride Freq. [Hz]	2.3	2.5	2.4	2.3	2.3	2.3
Avg. Stride Length [m]	5.1	7.6	7.6	7.5	7.4	7.1



- [] Ranking at each section and finish
- .-.- No data available at this section
- NA No data available



Horse/Jockey Name	Switch And Slide
Final Rank	5
Fastest Section Time (Section)	0:08.21 (Overall)
Top Speed [km/h] (Section)	71.0 (1000m)
Race State	Finished

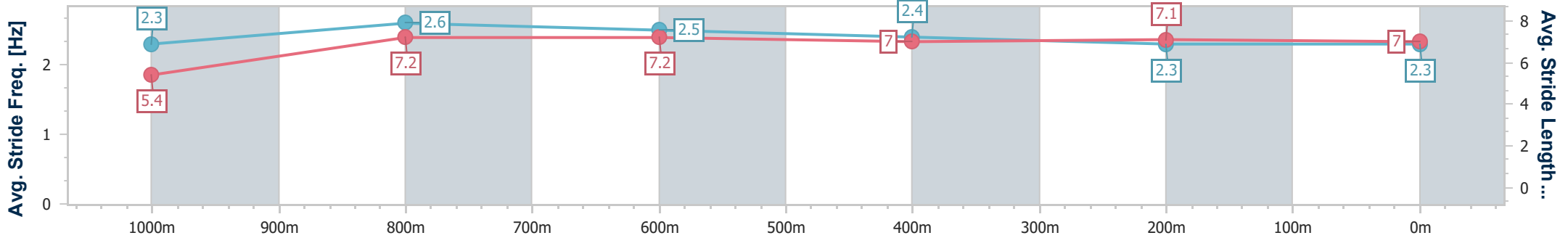
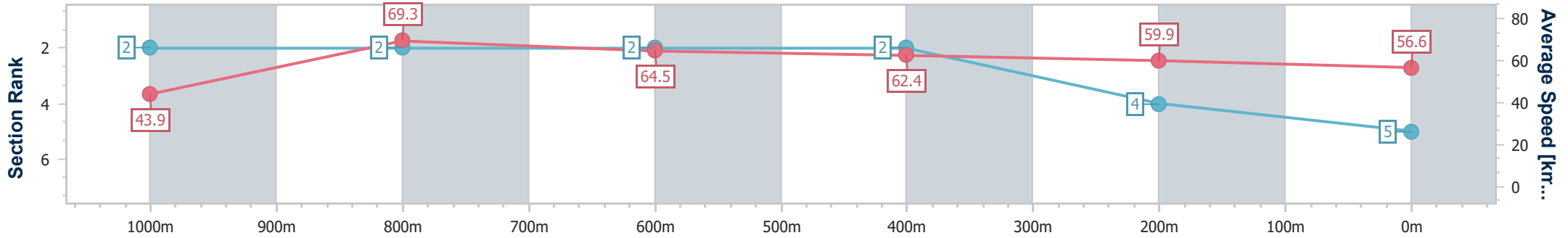


Ipswich QLD Professional
 Race 1: FOLLOW @IPSWICHTURFCLUB QTIS Two-Years-Old
 Class 1 Plate - 1100m
 10 March 2023 - 11:47



Track Rating: Good 4, Weather: Overcast, Rail Position: +8m Entire

Section	Overall	1000m	800m	600m	400m	200m
Section Times	1:05.92 [5] (0:08.21)	0:57.71 [2] (0:10.36)	0:47.35 [2] (0:11.11)	0:36.24 [2] (0:11.52)	0:24.72 [2] (0:11.99)	0:12.73 [4] (0:12.73)
Average Speed [km/h]	43.9	69.3	64.5	62.4	59.9	56.6
Top Speed [km/h]	67.2	71.0	68.1	63.6	61.5	59.5
Avg. Dist. to Rail [m]	4.2	1.4	1.2	1.1	0.6	1.1
Avg. Stride Freq. [Hz]	2.3	2.6	2.5	2.4	2.3	2.3
Avg. Stride Length [m]	5.4	7.2	7.2	7.0	7.1	7.0



- [] Ranking at each section and finish
- .-.- No data available at this section
- NA No data available