

Track Rating: Good 4, Weather: Overcast, Rail Position: +8m Entire

Section												Last 600m				
Field Times		Overall	1200m	1000m	800m	600m	400m						0:36.05			
		1:22.04 (0:11.21)	1:10.83 (0:11.12)	0:59.71 (0:11.99)	0:47.72 (0:11.67)	0:36.05 (0:11.59)	0:24.46 (0:11.99)									
Rank	TAB	Horse/Jockey	Barrier	Top Speed [km/h]	Fastest Section											Distance Travelled [m]
1	3	MUST James Orman	4	65.4 1200m	0:11.30 1200m	1:22.04 [1] (0:11.89)	1:10.15 [11] (0:11.30)	0:58.85 [9] (0:12.09)	0:46.76 [7] (0:11.58)	0:35.18 [7] (0:11.62)	0:23.56 [7] (0:11.54)	0:35.18				
2	10	MONGOLIAN FLAME Tessa Townsend	6	65.9 1200m	0:11.12 1200m	1:22.18 [2] (0:11.57)	1:10.61 [5] (0:11.12)	0:59.49 [4] (0:11.69)	0:47.80 [2] (0:11.63)	0:36.17 [2] (0:11.65)	0:24.52 [3] (0:12.10)	0:36.17	-6			
3	11	SUKICHE Adin Thompson	7	65.0 1200m	0:11.37 1200m	1:22.29 [3] (0:11.55)	1:10.74 [4] (0:11.37)	0:59.37 [6] (0:12.17)	0:47.20 [8] (0:11.49)	0:35.71 [6] (0:11.42)	0:24.29 [5] (0:11.81)	0:35.71	-7			
4	4	CALL ME HILTON Taylor Marshall	3	64.5 1200m	0:11.34 1200m	1:22.37 [4] (0:11.79)	1:10.58 [10] (0:11.34)	0:59.24 [10] (0:12.28)	0:46.96 [10] (0:11.51)	0:35.45 [10] (0:11.56)	0:23.89 [8] (0:11.92)	0:35.45	-10			
5	5	JAKAT Samantha Collett	8	64.8 1200m	0:11.36 1200m	1:22.39 [5] (0:11.71)	1:10.68 [8] (0:11.36)	0:59.32 [8] (0:12.13)	0:47.19 [9] (0:11.63)	0:35.56 [9] (0:11.87)	0:23.69 [10] (0:11.69)	0:35.56	-3			
6	7	SEIRYU Cody Collis	12	67.2 Overall	0:11.19 1200m	1:22.43 [6] (0:11.21)	1:11.22 [1] (0:11.19)	1:00.03 [2] (0:12.06)	0:47.97 [3] (0:11.64)	0:36.33 [3] (0:11.51)	0:24.82 [2] (0:11.96)	0:36.33	-9			
7	9	TYSON'S FURY Hannah Richardson	1	68.1 1200m	0:10.99 1200m	1:22.54 [7] (0:11.34)	1:11.20 [2] (0:10.99)	1:00.21 [1] (0:11.99)	0:48.22 [1] (0:11.67)	0:36.55 [1] (0:11.59)	0:24.96 [1] (0:12.22)	0:36.55	-12			
8	8	MAGANDA MISS Georgina Cartwright	2	66.5 1200m	0:11.06 1200m	1:22.93 [8] (0:11.71)	1:11.22 [7] (0:11.06)	1:00.16 [5] (0:11.96)	0:48.20 [4] (0:11.64)	0:36.56 [4] (0:11.77)	0:24.79 [6] (0:12.38)	0:36.56	-8			
9	12	VALE STREET Rikki Jamieson	9	66.1 Overall	0:11.34 1200m	1:23.61 [9] (0:11.63)	1:11.98 [6] (0:11.34)	1:00.64 [7] (0:11.93)	0:48.71 [6] (0:11.86)	0:36.85 [8] (0:11.98)	0:24.87 [11] (0:12.21)	0:36.85	-5			
10	1	BARON OF BOOM Micheal Hellyer	10	63.7 1200m	0:11.56 1200m	1:24.12 [10] (0:11.74)	1:12.38 [9] (0:11.56)	1:00.82 [11] (0:12.23)	0:48.59 [11] (0:11.57)	0:37.02 [11] (0:11.60)	0:25.42 [9] (0:12.35)	0:37.02	-8			

Scratched: Artura (#6)



Ipswich QLD Professional

Race 6: THE BARN FAMILY RESTAURANT Maiden Handicap - 1350m

10 March 2023 - 14:50



Track Rating: Good 4, Weather: Overcast, Rail Position: +8m Entire

Section	Overall	1200m	1000m	800m	600m	400m	Last 600m
Field Times	1:22.04 (0:11.21)	1:10.83 (0:11.12)	0:59.71 (0:11.99)	0:47.72 (0:11.67)	0:36.05 (0:11.59)	0:24.46 (0:11.99)	0:36.05

Rank	TAB	Horse/Jockey	Barrier	Top Speed [km/h]	Fastest Section	Overall	1200m	1000m	800m	600m	400m	Last 600m	Distance Travelled [m]
11	2	HOLTERMANN	5	66.5	0:11.24	1:24.54 [11]	1:13.04 [3]	1:01.80 [3]	0:49.66 [5]	0:38.04 [5]	0:26.39 [4]	0:38.04	-8
		Kyle Wilson-Taylor		1200m	1200m	(0:11.50)	(0:11.24)	(0:12.14)	(0:11.62)	(0:11.65)	(0:12.51)		

Scratched: Artura (#6)

[] Ranking at each section and finish
 -:-:- No data available at this section
 NA No data available

SCN Saddle cloth number
 DNF Did not finish
 DNT Did not track

Track Rating: Good 4, Weather: Overcast, Rail Position: +8m Entire

Section				200m				Last 600m	
Field Times				0:12.47 (0:12.47)				0:36.05	
Rank	TAB	Horse/Jockey	Barrier	Top Speed [km/h]	Fastest Section	Margin			Distance Travelled [m]
1	3	MUST James Orman	4	65.4 1200m	0:11.30 1200m	0:12.02 [2] (0:12.02)	1:22.04		0:35.18
2	10	MONGOLIAN FLAME Tessa Townsend	6	65.9 1200m	0:11.12 1200m	0:12.42 [3] (0:12.42)	0.8L		0:36.17 -6
3	11	SUKICHE Adin Thompson	7	65.0 1200m	0:11.37 1200m	0:12.48 [5] (0:12.48)	1.3L		0:35.71 -7
4	4	CALL ME HILTON Taylor Marshall	3	64.5 1200m	0:11.34 1200m	0:11.97 [7] (0:11.97)	1.7L		0:35.45 -10
5	5	JAKAT Samantha Collett	8	64.8 1200m	0:11.36 1200m	0:12.00 [6] (0:12.00)	1.8L		0:35.56 -3
6	7	SEIRYU Cody Collis	12	67.2 Overall	0:11.19 1200m	0:12.86 [1] (0:12.86)	2L		0:36.33 -9
7	9	TYSON'S FURY Hannah Richardson	1	68.1 1200m	0:10.99 1200m	0:12.74 [4] (0:12.74)	2.5L		0:36.55 -12
8	8	MAGANDA MISS Georgina Cartwright	2	66.5 1200m	0:11.06 1200m	0:12.41 [8] (0:12.41)	4.8L		0:36.56 -8
9	12	VALE STREET Rikki Jamieson	9	66.1 Overall	0:11.34 1200m	0:12.66 [10] (0:12.66)	8.8L		0:36.85 -5
10	1	BARON OF BOOM Micheal Hellyer	10	63.7 1200m	0:11.56 1200m	0:13.07 [11] (0:13.07)	11.8L		0:37.02 -8

Scratched: Artura (#6)



Ipswich QLD Professional
Race 6: THE BARN FAMILY RESTAURANT Maiden Handicap - 1350m
 10 March 2023 - 14:50



Track Rating: Good 4, Weather: Overcast, Rail Position: +8m Entire

Section				200m				Last 600m		
Field Times				0:12.47 (0:12.47)				0:36.05		
Rank	TAB	Horse/Jockey	Barrier	Top Speed [km/h]	Fastest Section	Margin			Distance Travelled [m]	
11	2	HOLTERMANN	5	66.5	0:11.24	0:13.88 [9]	14.1L		0:38.04	-8
		Kyle Wilson-Taylor		1200m	1200m	(0:13.88)				

Scratched: Artura (#6)

[] Ranking at each section and finish
 -:-:- No data available at this section
 NA No data available

SCN Saddle cloth number
 DNF Did not finish
 DNT Did not track



Horse/Jockey Name	Must
Final Rank	1
Fastest Section Time (Section)	0:11.30 (1200m)
Top Speed [km/h] (Section)	65.4 (1200m)
Race State	Finished



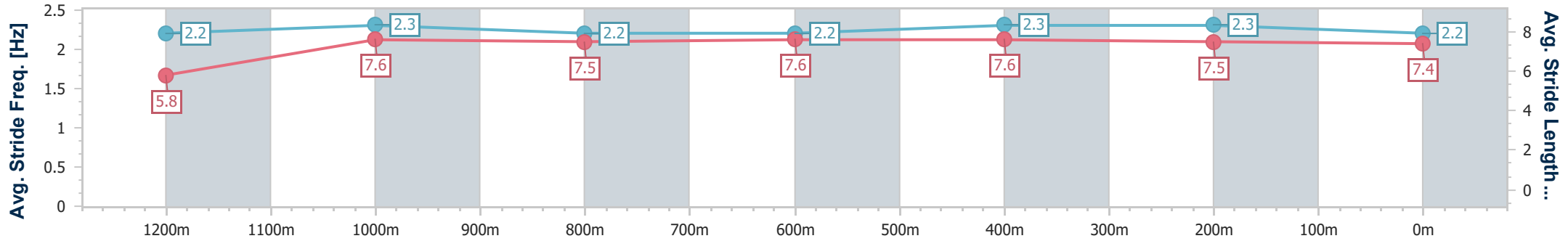
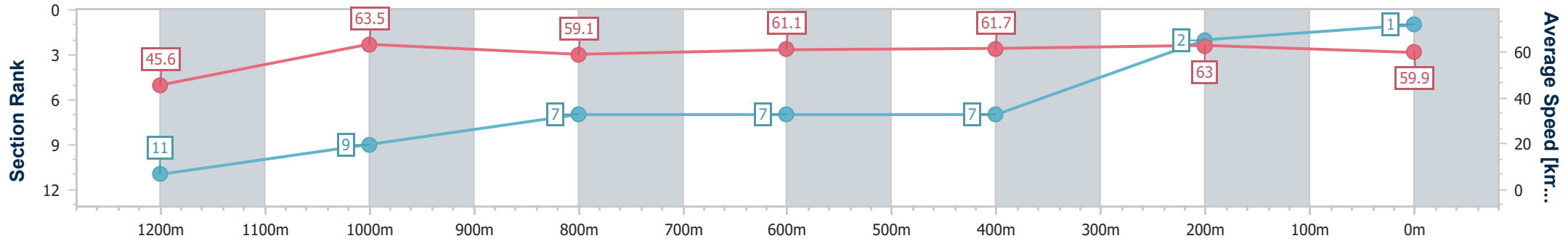
Ipswich QLD Professional
Race 6: THE BARN FAMILY RESTAURANT Maiden Handicap - 1350m



10 March 2023 - 14:50

Track Rating: Good 4, Weather: Overcast, Rail Position: +8m Entire

Section	Overall	1200m	1000m	800m	600m	400m	200m
Section Times	1:22.04 [1] (0:11.89)	1:10.15 [11] (0:11.30)	0:58.85 [9] (0:12.09)	0:46.76 [7] (0:11.58)	0:35.18 [7] (0:11.62)	0:23.56 [7] (0:11.54)	0:12.02 [2] (0:12.02)
Average Speed [km/h]	45.6	63.5	59.1	61.1	61.7	63.0	59.9
Top Speed [km/h]	65.3	65.4	62.0	62.1	62.9	64.3	62.4
Avg. Dist. to Rail [m]	1.6	1.4	3.1	4.1	2.3	4.0	8.9
Avg. Stride Freq. [Hz]	2.2	2.3	2.2	2.2	2.3	2.3	2.2
Avg. Stride Length [m]	5.8	7.6	7.5	7.6	7.6	7.5	7.4



- [] Ranking at each section and finish
- .-.- No data available at this section
- NA No data available



Horse/Jockey Name	Mongolian Flame
Final Rank	2
Fastest Section Time (Section)	0:11.12 (1200m)
Top Speed [km/h] (Section)	65.9 (1200m)
Race State	Finished



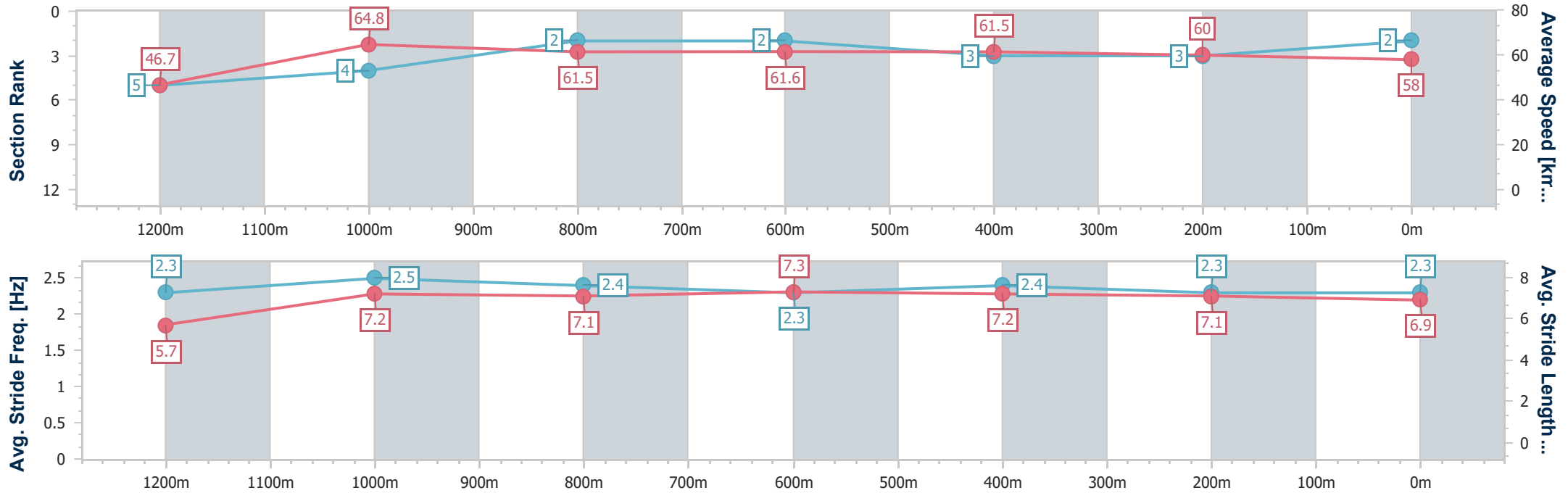
Ipswich QLD Professional
Race 6: THE BARN FAMILY RESTAURANT Maiden Handicap - 1350m



10 March 2023 - 14:50

Track Rating: Good 4, Weather: Overcast, Rail Position: +8m Entire

Section	Overall	1200m	1000m	800m	600m	400m	200m
Section Times	1:22.18 [2] (0:11.57)	1:10.61 [5] (0:11.12)	0:59.49 [4] (0:11.69)	0:47.80 [2] (0:11.63)	0:36.17 [2] (0:11.65)	0:24.52 [3] (0:12.10)	0:12.42 [3] (0:12.42)
Average Speed [km/h]	46.7	64.8	61.5	61.6	61.5	60.0	58.0
Top Speed [km/h]	64.2	65.9	63.8	62.2	63.1	61.2	60.0
Avg. Dist. to Rail [m]	2.8	1.6	0.4	1.5	0.8	2.5	5.3
Avg. Stride Freq. [Hz]	2.3	2.5	2.4	2.3	2.4	2.3	2.3
Avg. Stride Length [m]	5.7	7.2	7.1	7.3	7.2	7.1	6.9



- [] Ranking at each section and finish
- .-.- No data available at this section
- NA No data available



Horse/Jockey Name	Sukiche
Final Rank	3
Fastest Section Time (Section)	0:11.37 (1200m)
Top Speed [km/h] (Section)	65.0 (1200m)
Race State	Finished



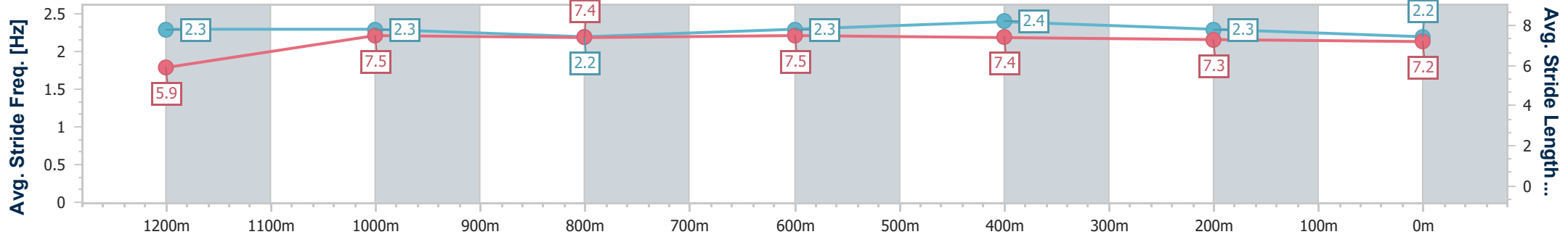
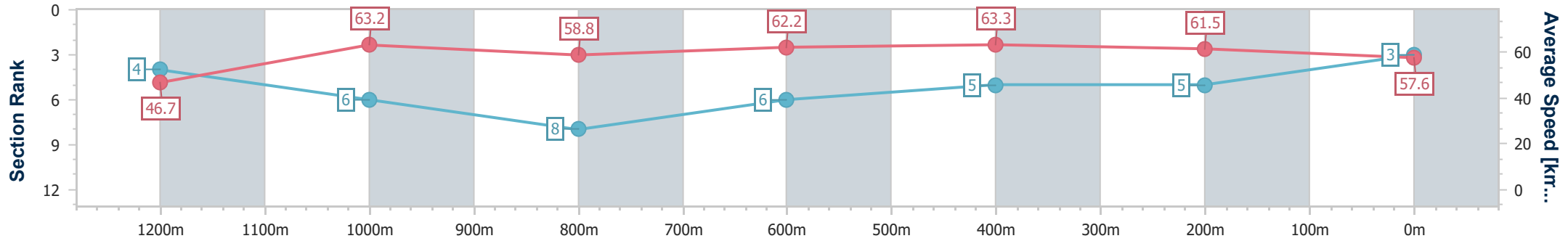
Ipswich QLD Professional
Race 6: THE BARN FAMILY RESTAURANT Maiden Handicap - 1350m



10 March 2023 - 14:50

Track Rating: Good 4, Weather: Overcast, Rail Position: +8m Entire

Section	Overall	1200m	1000m	800m	600m	400m	200m
Section Times	1:22.29 [3] (0:11.55)	1:10.74 [4] (0:11.37)	0:59.37 [6] (0:12.17)	0:47.20 [8] (0:11.49)	0:35.71 [6] (0:11.42)	0:24.29 [5] (0:11.81)	0:12.48 [5] (0:12.48)
Average Speed [km/h]	46.7	63.2	58.8	62.2	63.3	61.5	57.6
Top Speed [km/h]	64.9	65.0	60.6	63.4	64.4	62.8	60.5
Avg. Dist. to Rail [m]	2.2	1.0	2.1	2.1	0.8	2.3	5.5
Avg. Stride Freq. [Hz]	2.3	2.3	2.2	2.3	2.4	2.3	2.2
Avg. Stride Length [m]	5.9	7.5	7.4	7.5	7.4	7.3	7.2



- [] Ranking at each section and finish
- .-.- No data available at this section
- NA No data available



Horse/Jockey Name	Call Me Hilton
Final Rank	4
Fastest Section Time (Section)	0:11.34 (1200m)
Top Speed [km/h] (Section)	64.5 (1200m)
Race State	Finished



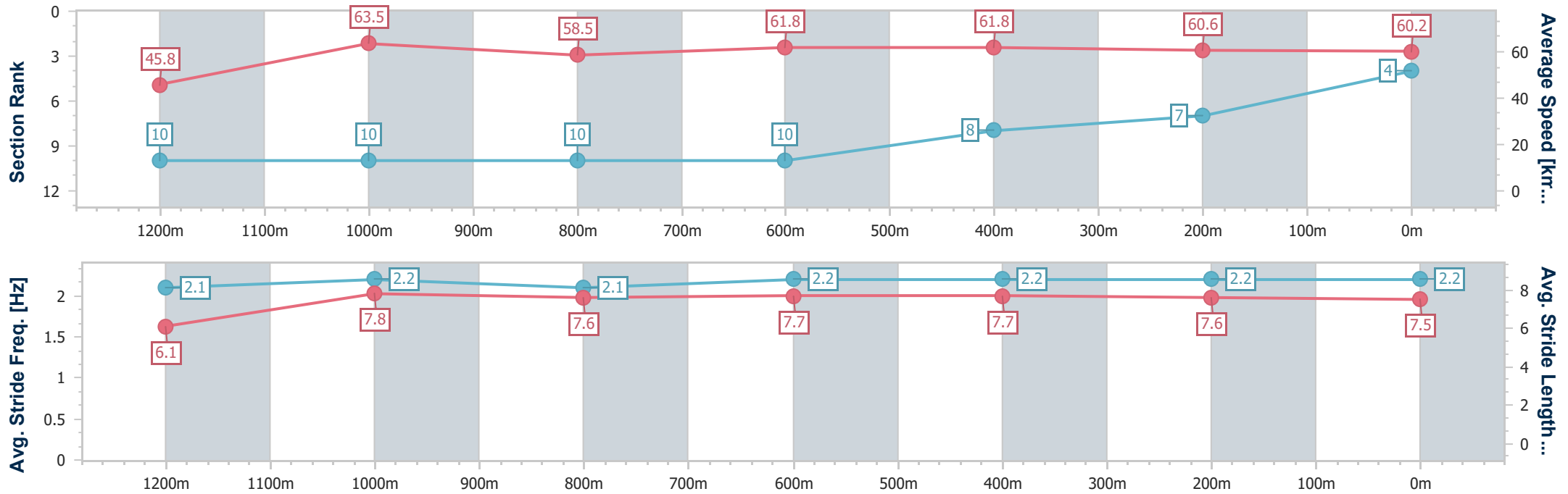
Ipswich QLD Professional
Race 6: THE BARN FAMILY RESTAURANT Maiden Handicap - 1350m



10 March 2023 - 14:50

Track Rating: Good 4, Weather: Overcast, Rail Position: +8m Entire

Section	Overall	1200m	1000m	800m	600m	400m	200m
Section Times	1:22.37 [4] (0:11.79)	1:10.58 [10] (0:11.34)	0:59.24 [10] (0:12.28)	0:46.96 [10] (0:11.51)	0:35.45 [10] (0:11.56)	0:23.89 [8] (0:11.92)	0:11.97 [7] (0:11.97)
Average Speed [km/h]	45.8	63.5	58.5	61.8	61.8	60.6	60.2
Top Speed [km/h]	61.6	64.5	61.1	63.1	62.8	62.0	62.1
Avg. Dist. to Rail [m]	0.6	0.5	0.9	3.3	2.2	2.5	3.2
Avg. Stride Freq. [Hz]	2.1	2.2	2.1	2.2	2.2	2.2	2.2
Avg. Stride Length [m]	6.1	7.8	7.6	7.7	7.7	7.6	7.5



- [] Ranking at each section and finish
- .-.- No data available at this section
- NA No data available



Horse/Jockey Name	Jakat
Final Rank	5
Fastest Section Time (Section)	0:11.36 (1200m)
Top Speed [km/h] (Section)	64.8 (1200m)
Race State	Finished



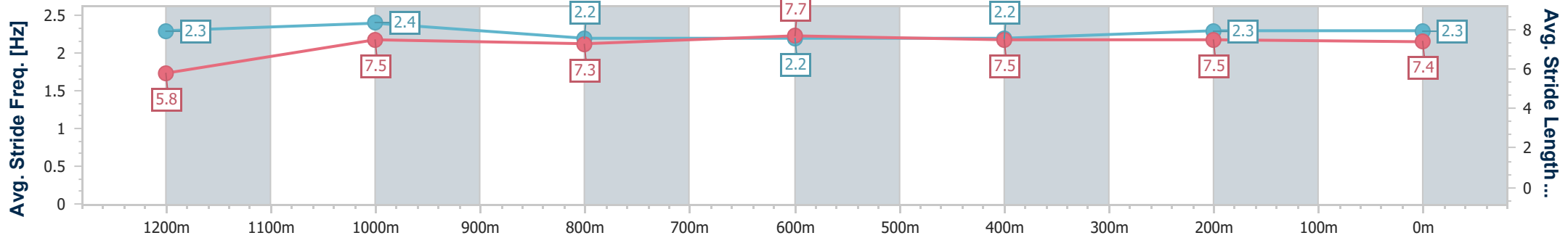
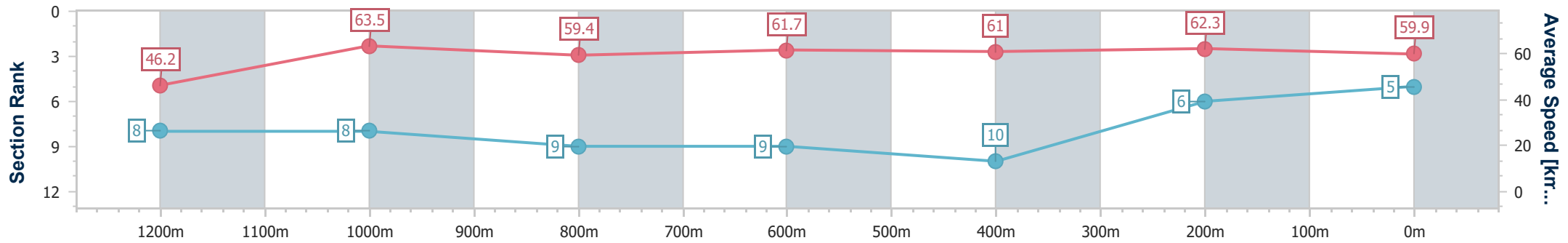
Ipswich QLD Professional
Race 6: THE BARN FAMILY RESTAURANT Maiden Handicap - 1350m



10 March 2023 - 14:50

Track Rating: Good 4, Weather: Overcast, Rail Position: +8m Entire

Section	Overall	1200m	1000m	800m	600m	400m	200m
Section Times	1:22.39 [5] (0:11.71)	1:10.68 [8] (0:11.36)	0:59.32 [8] (0:12.13)	0:47.19 [9] (0:11.63)	0:35.56 [9] (0:11.87)	0:23.69 [10] (0:11.69)	0:12.00 [6] (0:12.00)
Average Speed [km/h]	46.2	63.5	59.4	61.7	61.0	62.3	59.9
Top Speed [km/h]	62.1	64.8	61.6	62.7	62.0	62.8	62.0
Avg. Dist. to Rail [m]	5.3	2.2	0.6	0.8	1.3	4.5	7.0
Avg. Stride Freq. [Hz]	2.3	2.4	2.2	2.2	2.2	2.3	2.3
Avg. Stride Length [m]	5.8	7.5	7.3	7.7	7.5	7.5	7.4



- [] Ranking at each section and finish
- .-.- No data available at this section
- NA No data available



Horse/Jockey Name	Seiryu
Final Rank	6
Fastest Section Time (Section)	0:11.19 (1200m)
Top Speed [km/h] (Section)	67.2 (Overall)
Race State	Finished



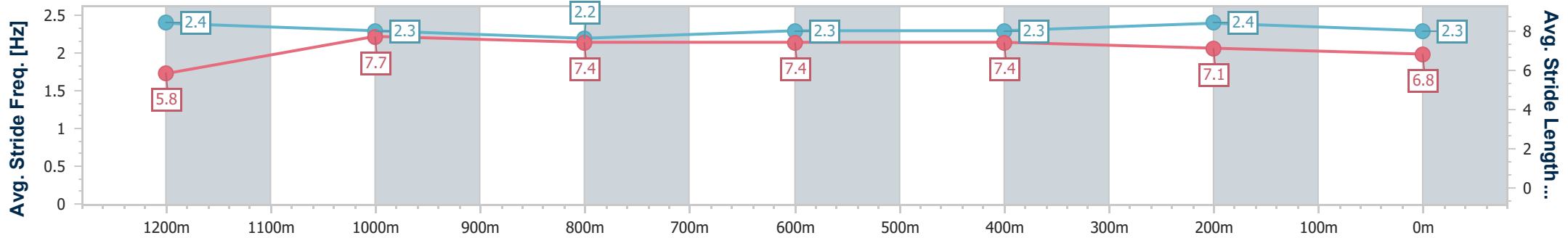
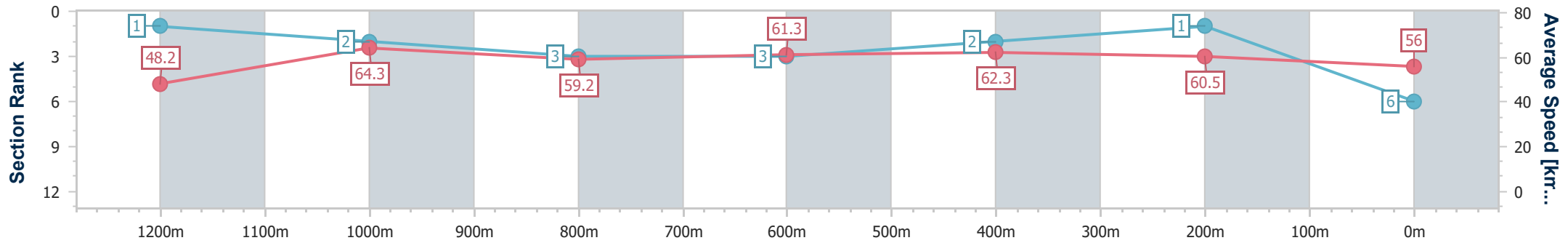
Ipswich QLD Professional
Race 6: THE BARN FAMILY RESTAURANT Maiden Handicap - 1350m



10 March 2023 - 14:50

Track Rating: Good 4, Weather: Overcast, Rail Position: +8m Entire

Section	Overall	1200m	1000m	800m	600m	400m	200m
Section Times	1:22.43 [6] (0:11.21)	1:11.22 [1] (0:11.19)	1:00.03 [2] (0:12.06)	0:47.97 [3] (0:11.64)	0:36.33 [3] (0:11.51)	0:24.82 [2] (0:11.96)	0:12.86 [1] (0:12.86)
Average Speed [km/h]	48.2	64.3	59.2	61.3	62.3	60.5	56.0
Top Speed [km/h]	67.2	66.5	60.0	61.4	63.0	62.2	59.1
Avg. Dist. to Rail [m]	7.0	1.4	2.7	2.4	1.0	2.1	4.3
Avg. Stride Freq. [Hz]	2.4	2.3	2.2	2.3	2.3	2.4	2.3
Avg. Stride Length [m]	5.8	7.7	7.4	7.4	7.4	7.1	6.8



- [] Ranking at each section and finish
- .-.- No data available at this section
- NA No data available



Horse/Jockey Name	Tyson's Fury
Final Rank	7
Fastest Section Time (Section)	0:10.99 (1200m)
Top Speed [km/h] (Section)	68.1 (1200m)
Race State	Finished



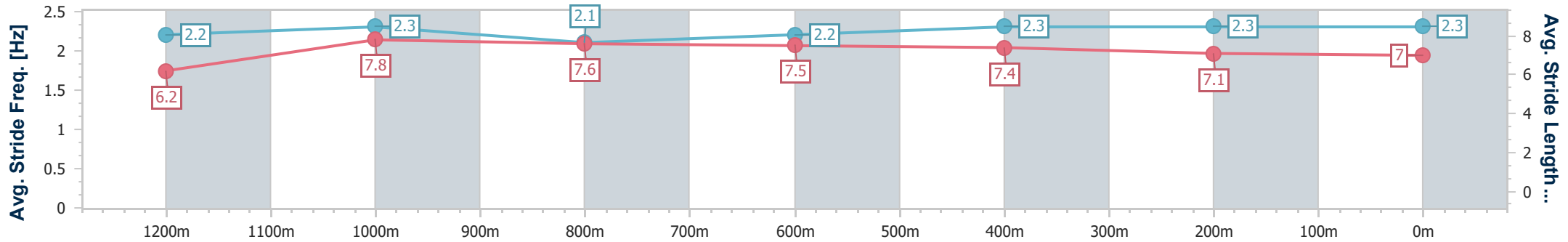
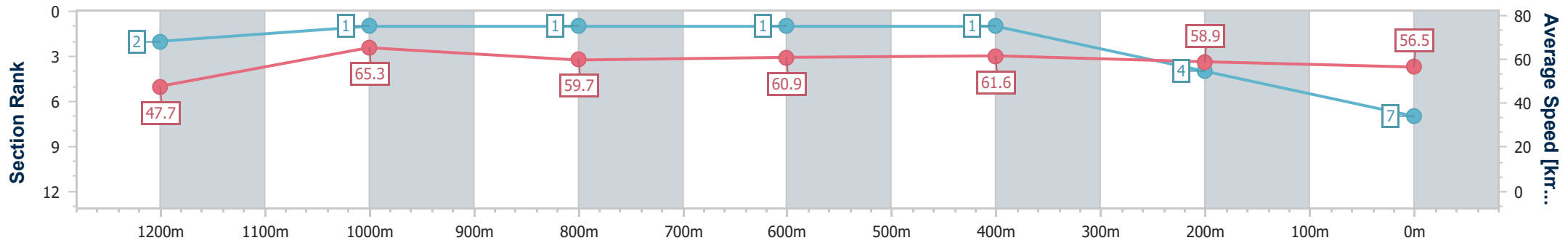
Ipswich QLD Professional
 Race 6: THE BARN FAMILY RESTAURANT Maiden Handicap - 1350m



10 March 2023 - 14:50

Track Rating: Good 4, Weather: Overcast, Rail Position: +8m Entire

Section	Overall	1200m	1000m	800m	600m	400m	200m
Section Times	1:22.54 [7] (0:11.34)	1:11.20 [2] (0:10.99)	1:00.21 [1] (0:11.99)	0:48.22 [1] (0:11.67)	0:36.55 [1] (0:11.59)	0:24.96 [1] (0:12.22)	0:12.74 [4] (0:12.74)
Average Speed [km/h]	47.7	65.3	59.7	60.9	61.6	58.9	56.5
Top Speed [km/h]	65.9	68.1	60.2	61.4	62.7	59.7	58.4
Avg. Dist. to Rail [m]	1.7	1.7	2.6	3.1	2.3	0.6	0.6
Avg. Stride Freq. [Hz]	2.2	2.3	2.1	2.2	2.3	2.3	2.3
Avg. Stride Length [m]	6.2	7.8	7.6	7.5	7.4	7.1	7.0



- [] Ranking at each section and finish
- .-.- No data available at this section
- NA No data available



Horse/Jockey Name	Maganda Miss
Final Rank	8
Fastest Section Time (Section)	0:11.06 (1200m)
Top Speed [km/h] (Section)	66.5 (1200m)
Race State	Finished



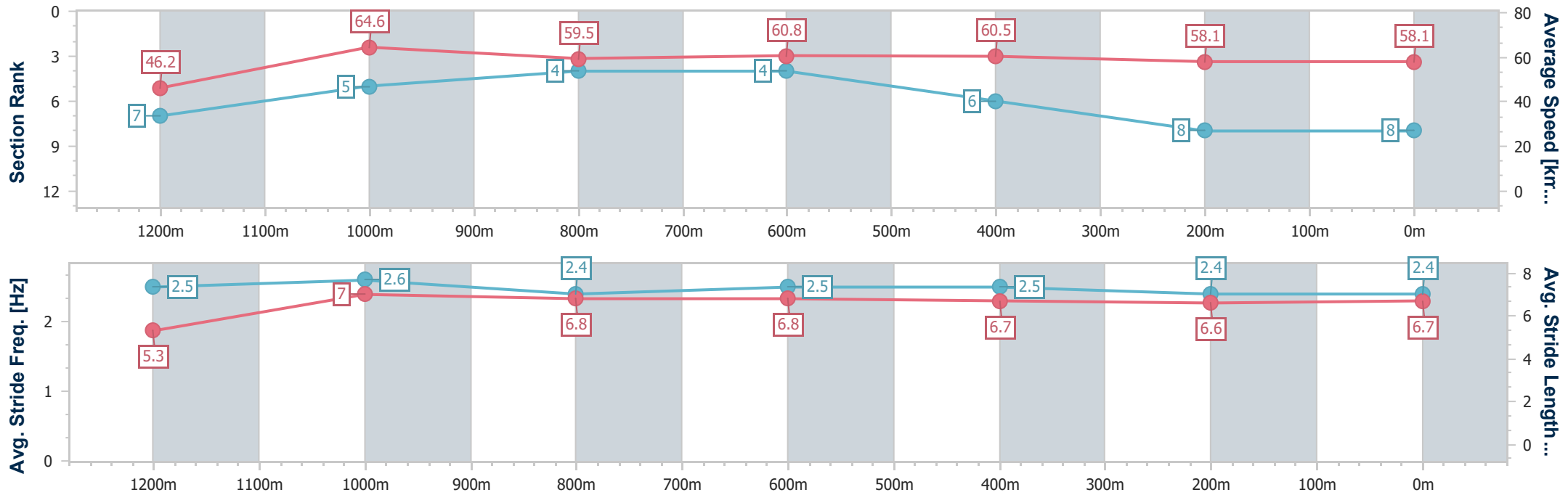
Ipswich QLD Professional
Race 6: THE BARN FAMILY RESTAURANT Maiden Handicap - 1350m



10 March 2023 - 14:50

Track Rating: Good 4, Weather: Overcast, Rail Position: +8m Entire

Section	Overall	1200m	1000m	800m	600m	400m	200m
Section Times	1:22.93 [8] (0:11.71)	1:11.22 [7] (0:11.06)	1:00.16 [5] (0:11.96)	0:48.20 [4] (0:11.64)	0:36.56 [4] (0:11.77)	0:24.79 [6] (0:12.38)	0:12.41 [8] (0:12.41)
Average Speed [km/h]	46.2	64.6	59.5	60.8	60.5	58.1	58.1
Top Speed [km/h]	63.9	66.5	61.5	61.1	61.0	59.3	59.9
Avg. Dist. to Rail [m]	3.2	3.6	4.9	4.4	2.8	0.9	2.1
Avg. Stride Freq. [Hz]	2.5	2.6	2.4	2.5	2.5	2.4	2.4
Avg. Stride Length [m]	5.3	7.0	6.8	6.8	6.7	6.6	6.7



- [] Ranking at each section and finish
- .-.- No data available at this section
- NA No data available



Horse/Jockey Name	Vale Street
Final Rank	9
Fastest Section Time (Section)	0:11.34 (1200m)
Top Speed [km/h] (Section)	66.1 (Overall)
Race State	Finished



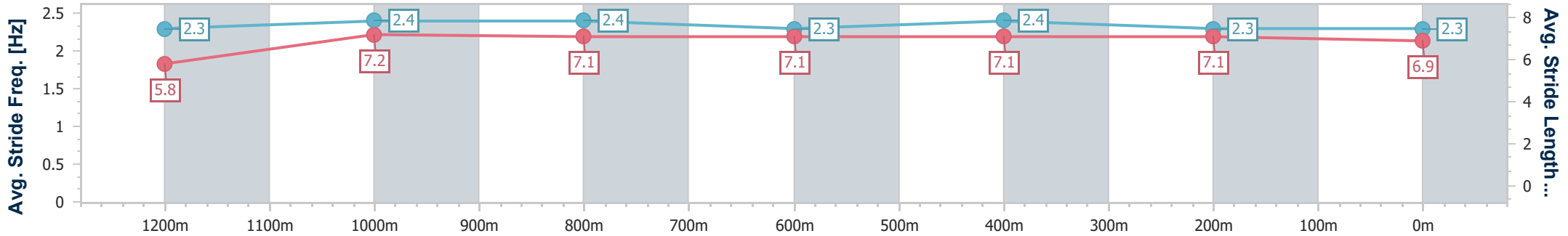
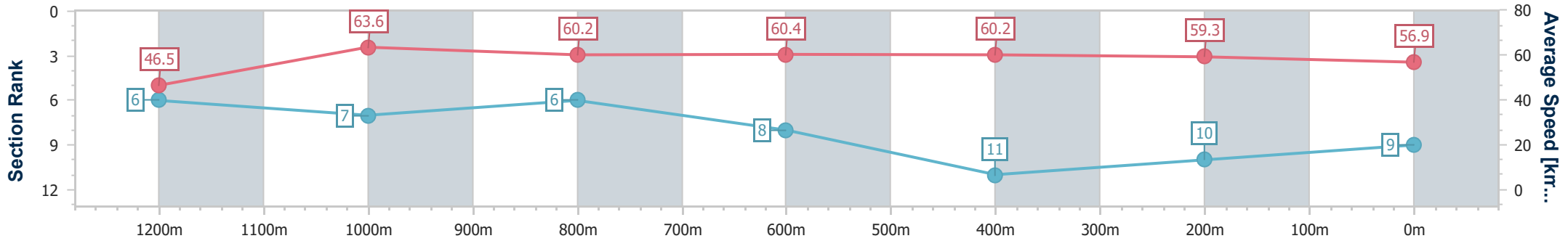
Ipswich QLD Professional
 Race 6: THE BARN FAMILY RESTAURANT Maiden Handicap - 1350m



10 March 2023 - 14:50

Track Rating: Good 4, Weather: Overcast, Rail Position: +8m Entire

Section	Overall	1200m	1000m	800m	600m	400m	200m
Section Times	1:23.61 [9] (0:11.63)	1:11.98 [6] (0:11.34)	1:00.64 [7] (0:11.93)	0:48.71 [6] (0:11.86)	0:36.85 [8] (0:11.98)	0:24.87 [11] (0:12.21)	0:12.66 [10] (0:12.66)
Average Speed [km/h]	46.5	63.6	60.2	60.4	60.2	59.3	56.9
Top Speed [km/h]	66.1	65.7	62.5	61.1	60.9	61.1	58.6
Avg. Dist. to Rail [m]	5.6	2.3	0.8	1.6	0.6	2.7	4.0
Avg. Stride Freq. [Hz]	2.3	2.4	2.4	2.3	2.4	2.3	2.3
Avg. Stride Length [m]	5.8	7.2	7.1	7.1	7.1	7.1	6.9



- [] Ranking at each section and finish
- .-.- No data available at this section
- NA No data available



Horse/Jockey Name	Baron Of Boom
Final Rank	10
Fastest Section Time (Section)	0:11.56 (1200m)
Top Speed [km/h] (Section)	63.7 (1200m)
Race State	Finished



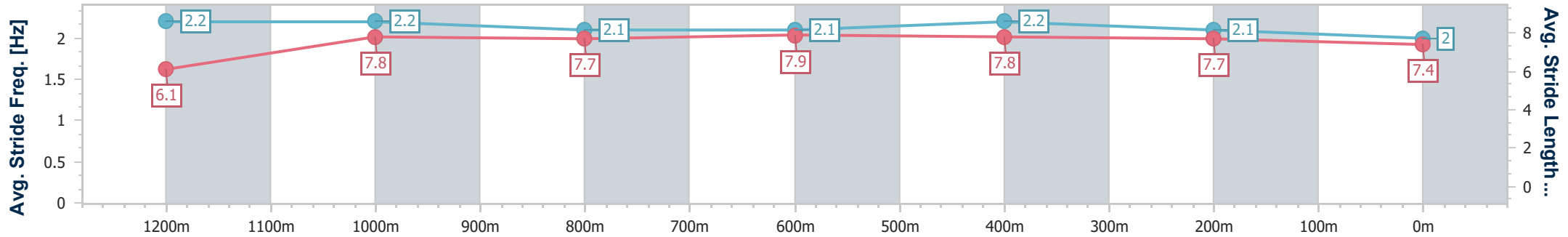
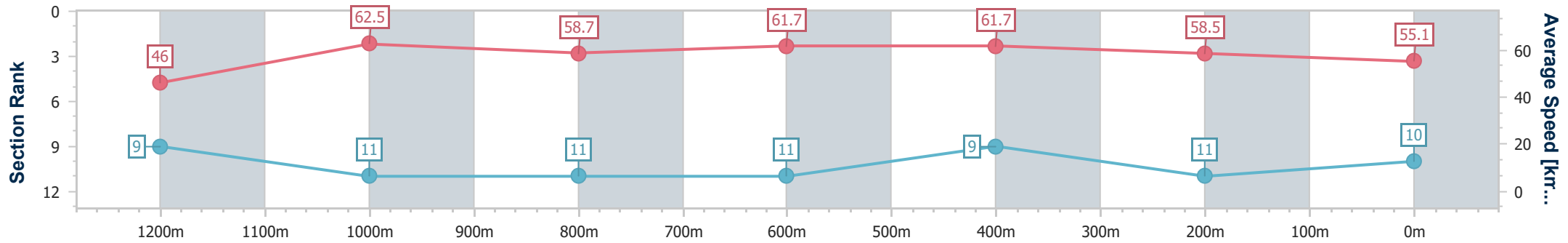
Ipswich QLD Professional
 Race 6: THE BARN FAMILY RESTAURANT Maiden Handicap - 1350m



10 March 2023 - 14:50

Track Rating: Good 4, Weather: Overcast, Rail Position: +8m Entire

Section	Overall	1200m	1000m	800m	600m	400m	200m
Section Times	1:24.12 [10] (0:11.74)	1:12.38 [9] (0:11.56)	1:00.82 [11] (0:12.23)	0:48.59 [11] (0:11.57)	0:37.02 [11] (0:11.60)	0:25.42 [9] (0:12.35)	0:13.07 [11] (0:13.07)
Average Speed [km/h]	46.0	62.5	58.7	61.7	61.7	58.5	55.1
Top Speed [km/h]	63.7	63.7	60.1	62.3	62.7	60.2	57.7
Avg. Dist. to Rail [m]	6.1	2.7	0.9	2.3	1.4	1.6	0.9
Avg. Stride Freq. [Hz]	2.2	2.2	2.1	2.1	2.2	2.1	2.0
Avg. Stride Length [m]	6.1	7.8	7.7	7.9	7.8	7.7	7.4



- [] Ranking at each section and finish
- .-.- No data available at this section
- NA No data available



Horse/Jockey Name	Holtermann
Final Rank	11
Fastest Section Time (Section)	0:11.24 (1200m)
Top Speed [km/h] (Section)	66.5 (1200m)
Race State	Finished



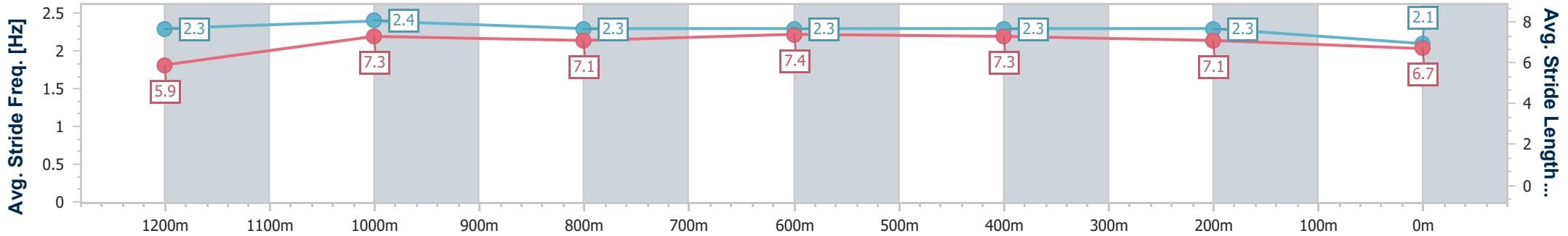
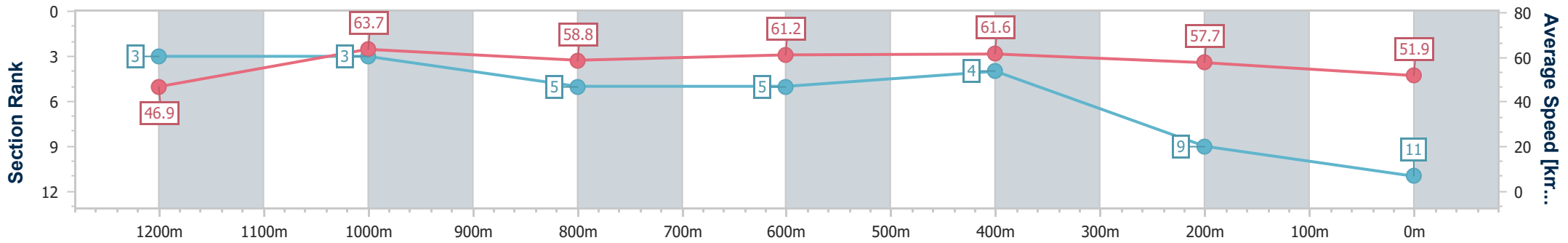
Ipswich QLD Professional
Race 6: THE BARN FAMILY RESTAURANT Maiden Handicap - 1350m



10 March 2023 - 14:50

Track Rating: Good 4, Weather: Overcast, Rail Position: +8m Entire

Section	Overall	1200m	1000m	800m	600m	400m	200m
Section Times	1:24.54 [11] (0:11.50)	1:13.04 [3] (0:11.24)	1:01.80 [3] (0:12.14)	0:49.66 [5] (0:11.62)	0:38.04 [5] (0:11.65)	0:26.39 [4] (0:12.51)	0:13.88 [9] (0:13.88)
Average Speed [km/h]	46.9	63.7	58.8	61.2	61.6	57.7	51.9
Top Speed [km/h]	65.5	66.5	60.9	61.9	62.0	61.1	57.1
Avg. Dist. to Rail [m]	1.6	1.9	3.3	3.5	1.1	2.0	3.7
Avg. Stride Freq. [Hz]	2.3	2.4	2.3	2.3	2.3	2.3	2.1
Avg. Stride Length [m]	5.9	7.3	7.1	7.4	7.3	7.1	6.7



- [] Ranking at each section and finish
- .-.- No data available at this section
- NA No data available