



# Eagle Farm QLD Professional

## Race 7: MOORE AUSTRALIA BM78 Handicap - 2406m

11 March 2023 - 15:52



BRISBANE  
RACING CLUB

Track Rating: Good 4, Weather: Overcast, Rail Position: +6m Entire

Section		Field Times												
		Overall	2200m	2000m	1800m	1600m	1400m	1200m	Last 600m					
		2:31.66 (0:14.30)	2:17.36 (0:11.56)	2:05.80 (0:12.64)	1:53.16 (0:13.18)	1:39.98 (0:12.90)	1:27.08 (0:12.19)	1:14.89 (0:12.04)	0:38.68					
Rank	TAB	Horse/Jockey	Barrier	Top Speed [km/h]	Fastest Section								Distance Travelled [m]	
1	2	<b>TAPPY'S LAD</b> Mark Du Plessis	9	61.8 800m	0:11.93 800m	2:31.66 [1] (0:14.91)	2:16.75 [8] (0:12.19)	2:04.56 [8] (0:12.29)	1:52.27 [7] (0:13.15)	1:39.12 [8] (0:12.98)	1:26.14 [9] (0:12.19)	1:13.95 [9] (0:12.10)	0:37.92	
2	3	<b>SCARLET TUFTY</b> Justin Huxtable	5	62.1 2200m	0:11.84 2200m	2:31.96 [2] (0:14.56)	2:17.40 [4] (0:11.84)	2:05.56 [3] (0:12.56)	1:53.00 [4] (0:13.11)	1:39.89 [4] (0:12.99)	1:26.90 [5] (0:12.13)	1:14.77 [4] (0:12.07)	0:38.69	+8
3	6	<b>GO MILLO</b> Jaden Lloyd	10	63.9 2200m	0:11.92 2200m	2:32.47 [3] (0:14.68)	2:17.79 [5] (0:11.92)	2:05.87 [5] (0:12.76)	1:53.11 [8] (0:12.84)	1:40.27 [5] (0:12.73)	1:27.54 [4] (0:12.16)	1:15.38 [5] (0:12.12)	0:39.01	+5
4	9	<b>CONTRITION</b> Angela Jones	2	61.4 1000m	0:11.88 2200m	2:32.51 [4] (0:14.84)	2:17.67 [7] (0:11.88)	2:05.79 [7] (0:12.51)	1:53.28 [6] (0:13.14)	1:40.14 [7] (0:12.96)	1:27.18 [8] (0:12.12)	1:15.06 [8] (0:12.12)	0:38.72	+4
5	5	<b>TWO SMOKIN BARRELS</b> Samantha Collett	4	61.5 1000m	0:11.86 2200m	2:32.70 [5] (0:14.54)	2:18.16 [3] (0:11.86)	2:06.30 [4] (0:12.43)	1:53.87 [3] (0:13.12)	1:40.75 [3] (0:13.00)	1:27.75 [3] (0:12.13)	1:15.62 [3] (0:12.10)	0:39.29	-1
6	8	<b>LETS TORQUE A DEEL</b> Melea Castle	3	62.9 2200m	0:11.73 2200m	2:32.83 [6] (0:14.30)	2:18.53 [1] (0:11.73)	2:06.80 [2] (0:12.73)	1:54.07 [2] (0:13.16)	1:40.91 [2] (0:12.92)	1:27.99 [2] (0:12.18)	1:15.81 [2] (0:12.06)	0:39.63	+2
7	4	<b>CHOCOLATIER</b> Luke Tarrant	6	61.5 1000m	0:12.12 1000m	2:33.08 [7] (0:15.08)	2:18.00 [9] (0:12.15)	2:05.85 [9] (0:12.32)	1:53.53 [9] (0:13.06)	1:40.47 [9] (0:12.63)	1:27.84 [6] (0:12.18)	1:15.66 [7] (0:12.14)	0:39.20	+6
8	11	<b>BERNIE'S TIGER</b> Taylor Marshall	1	62.6 2200m	0:11.84 2200m	2:33.22 [8] (0:14.84)	2:18.38 [6] (0:11.84)	2:06.54 [6] (0:12.46)	1:54.08 [5] (0:13.14)	1:40.94 [6] (0:13.04)	1:27.90 [7] (0:12.04)	1:15.86 [6] (0:12.11)	0:39.56	+1
9	7	<b>SCILAGO</b> Corey Bayliss	8	62.3 1000m	0:11.84 1000m	2:33.32 [9] (0:15.23)	2:18.09 [10] (0:12.20)	2:05.89 [10] (0:12.35)	1:53.54 [10] (0:13.15)	1:40.39 [10] (0:12.94)	1:27.45 [10] (0:12.12)	1:15.33 [10] (0:12.11)	0:39.47	+6
10	1	<b>HOSTAGE OF WAR</b> Billie-Rose Andrew	11	63.8 2200m	0:11.50 2200m	2:33.32 [10] (0:14.36)	2:18.96 [2] (0:11.50)	2:07.46 [1] (0:12.64)	1:54.82 [1] (0:13.18)	1:41.64 [1] (0:12.90)	1:28.74 [1] (0:12.19)	1:16.55 [1] (0:12.04)	0:40.34	-1

Scratched: Zippy Power (#10)

Report Created: Sat 11 March 2023 16:14 GMT+10 (Note: Timing is based on position data)

Page 1/12

[ ] Ranking at each section and finish  
 -:-:- No data available at this section  
 NA No data available

SCN Saddle cloth number  
 DNF Did not finish  
 DNT Did not track

data processed by TRIPLES DATA



# Eagle Farm QLD Professional

## Race 7: MOORE AUSTRALIA BM78 Handicap - 2406m

11 March 2023 - 15:52



BRISBANE  
RACING CLUB

Track Rating: Good 4, Weather: Overcast, Rail Position: +6m Entire

Section		Field Times					Last 600m					
		1000m	800m	600m	400m	200m						
		1:02.85 (0:12.04)	0:50.81 (0:12.13)	0:38.68 (0:12.61)	0:26.07 (0:12.95)	0:13.12 (0:13.12)	0:38.68					
Rank	TAB Horse/Jockey	Barrier	Top Speed [km/h]	Fastest Section						Margin	Distance Travelled [m]	
1	2 TAPPY'S LAD Mark Du Plessis	9	61.8 800m	0:11.93 800m	1:01.85 [9] (0:12.00)	0:49.85 [9] (0:11.93)	0:37.92 [7] (0:12.33)	0:25.59 [6] (0:12.56)	0:13.03 [2] (0:13.03)	2:31.66	0:37.92	
2	3 SCARLET TUFTY Justin Huxtable	5	62.1 2200m	0:11.84 2200m	1:02.70 [4] (0:12.02)	0:50.68 [3] (0:11.99)	0:38.69 [2] (0:12.48)	0:26.21 [2] (0:12.79)	0:13.42 [1] (0:13.42)	1.79L	0:38.69	+8
3	6 GO MILLO Jaden Lloyd	10	63.9 2200m	0:11.92 2200m	1:03.26 [5] (0:12.12)	0:51.14 [5] (0:12.13)	0:39.01 [5] (0:12.50)	0:26.51 [7] (0:12.73)	0:13.78 [4] (0:13.78)	4.81L	0:39.01	+5
4	9 CONTRITION Angela Jones	2	61.4 1000m	0:11.88 2200m	1:02.94 [8] (0:12.05)	0:50.89 [7] (0:12.17)	0:38.72 [8] (0:12.56)	0:26.16 [10] (0:12.77)	0:13.39 [8] (0:13.39)	4.99L	0:38.72	+4
5	5 TWO SMOKIN BARRELS Samantha Collett	4	61.5 1000m	0:11.86 2200m	1:03.52 [3] (0:12.08)	0:51.44 [4] (0:12.15)	0:39.29 [4] (0:12.48)	0:26.81 [3] (0:13.14)	0:13.67 [7] (0:13.67)	6.12L	0:39.29	-1
6	8 LETS TORQUE A DEEL Melea Castle	3	62.9 2200m	0:11.73 2200m	1:03.75 [2] (0:12.03)	0:51.72 [2] (0:12.09)	0:39.63 [3] (0:12.72)	0:26.91 [4] (0:13.06)	0:13.85 [6] (0:13.85)	6.87L	0:39.63	+2
7	4 CHOCOLATIER Luke Tarrant	6	61.5 1000m	0:12.12 1000m	1:03.52 [7] (0:12.12)	0:51.40 [8] (0:12.20)	0:39.20 [10] (0:12.51)	0:26.69 [9] (0:12.90)	0:13.79 [10] (0:13.79)	8.39L	0:39.20	+6
8	11 BERNIE'S TIGER Taylor Marshall	1	62.6 2200m	0:11.84 2200m	1:03.75 [6] (0:12.04)	0:51.71 [6] (0:12.15)	0:39.56 [6] (0:12.38)	0:27.18 [5] (0:12.87)	0:14.31 [5] (0:14.31)	9.21L	0:39.56	+1
9	7 SCILAGO Corey Bayliss	8	62.3 1000m	0:11.84 1000m	1:03.22 [10] (0:11.84)	0:51.38 [10] (0:11.91)	0:39.47 [9] (0:12.45)	0:27.02 [8] (0:12.87)	0:14.15 [9] (0:14.15)	9.76L	0:39.47	+6
10	1 HOSTAGE OF WAR Billie-Rose Andrew	11	63.8 2200m	0:11.50 2200m	1:04.51 [1] (0:12.04)	0:52.47 [1] (0:12.13)	0:40.34 [1] (0:12.61)	0:27.73 [1] (0:13.26)	0:14.47 [3] (0:14.47)	9.78L	0:40.34	-1

Scratched: Zippy Power (#10)

Report Created: Sat 11 March 2023 16:14 GMT+10 (Note: Timing is based on position data)

Page 2/12

[ ] Ranking at each section and finish  
 -:-:- No data available at this section  
 NA No data available

SCN Saddle cloth number  
 DNF Did not finish  
 DNT Did not track

data processed by TRIPLES DATA



Horse/Jockey Name	Tappy's Lad
Final Rank	1
Fastest Section Time (Section)	0:11.93 (800m)
Top Speed [km/h] (Section)	61.8 (800m)
Race State	Finished



### Eagle Farm QLD Professional

Race 7: MOORE AUSTRALIA BM78 Handicap - 2406m

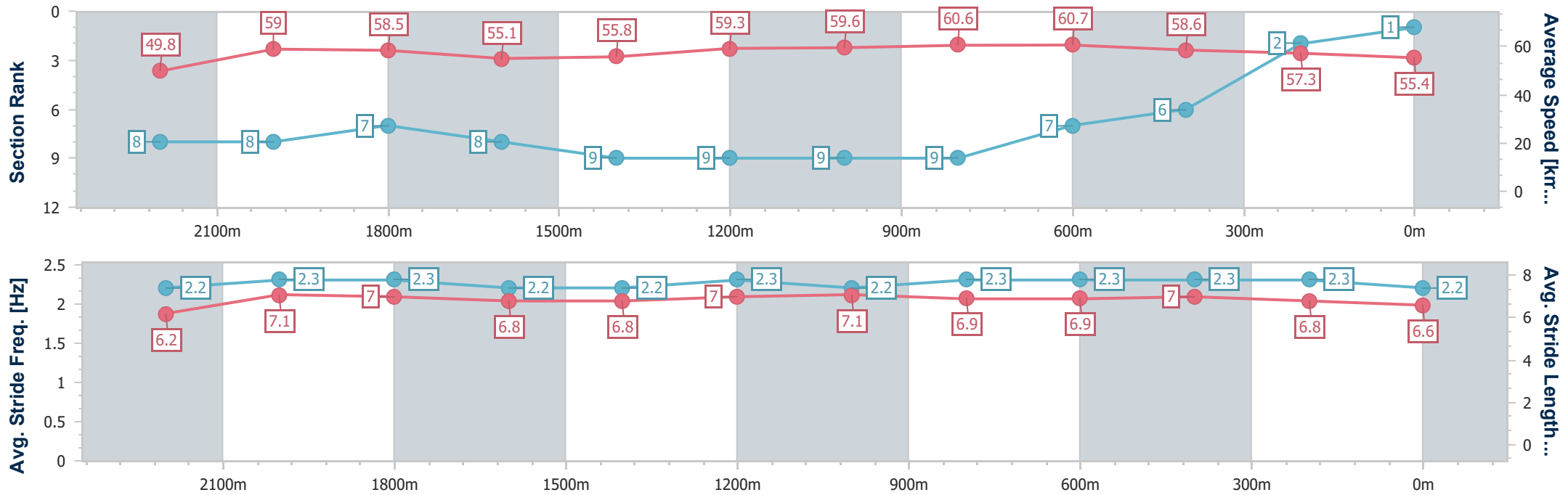
11 March 2023 - 15:52

Track Rating: Good 4, Weather: Overcast, Rail Position: +6m Entire



BRISBANE RACING CLUB

Section	Overall	2200m	2000m	1800m	1600m	1400m	1200m	1000m	800m	600m	400m	200m
Section Times	2:31.66 [1] (0:14.91)	2:16.75 [8] (0:12.19)	2:04.56 [8] (0:12.29)	1:52.27 [7] (0:13.15)	1:39.12 [8] (0:12.98)	1:26.14 [9] (0:12.19)	1:13.95 [9] (0:12.10)	1:01.85 [9] (0:12.00)	0:49.85 [9] (0:11.93)	0:37.92 [7] (0:12.33)	0:25.59 [6] (0:12.56)	0:13.03 [2] (0:13.03)
Average Speed [km/h]	49.8	59.0	58.5	55.1	55.8	59.3	59.6	60.6	60.7	58.6	57.3	55.4
Top Speed [km/h]	57.6	59.9	60.1	56.7	58.9	60.2	60.2	61.8	61.8	61.0	58.3	56.6
Avg. Dist. to Rail [m]	4.1	0.5	0.7	1.2	2.0	2.6	2.8	2.1	1.1	0.8	3.2	3.7
Avg. Stride Freq. [Hz]	2.2	2.3	2.3	2.2	2.2	2.3	2.2	2.3	2.3	2.3	2.3	2.2
Avg. Stride Length [m]	6.2	7.1	7.0	6.8	6.8	7.0	7.1	6.9	6.9	7.0	6.8	6.6



- [ ] Ranking at each section and finish
- .-.- No data available at this section
- NA No data available



Horse/Jockey Name	Scarlet Tufty
Final Rank	2
Fastest Section Time (Section)	0:11.84 (2200m)
Top Speed [km/h] (Section)	62.1 (2200m)
Race State	Finished



Eagle Farm QLD Professional

Race 7: MOORE AUSTRALIA BM78 Handicap - 2406m

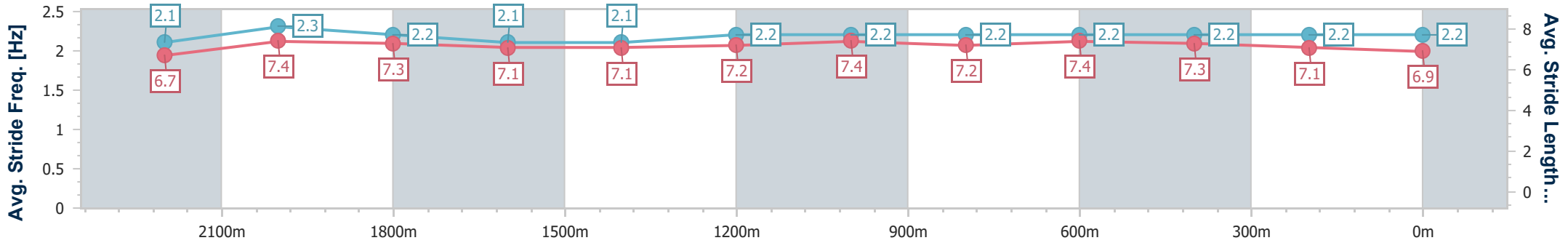
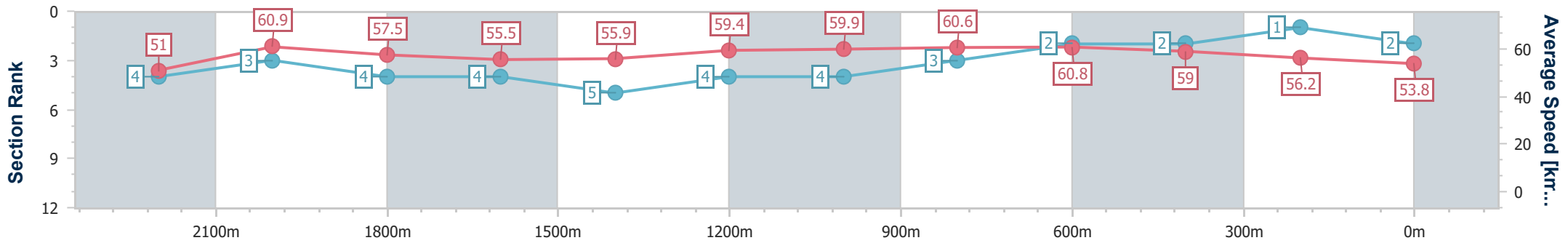
11 March 2023 - 15:52

Track Rating: Good 4, Weather: Overcast, Rail Position: +6m Entire



BRISBANE RACING CLUB

Section	Overall	2200m	2000m	1800m	1600m	1400m	1200m	1000m	800m	600m	400m	200m
Section Times	2:31.96 [2] (0:14.56)	2:17.40 [4] (0:11.84)	2:05.56 [3] (0:12.56)	1:53.00 [4] (0:13.11)	1:39.89 [4] (0:12.99)	1:26.90 [5] (0:12.13)	1:14.77 [4] (0:12.07)	1:02.70 [4] (0:12.02)	0:50.68 [3] (0:11.99)	0:38.69 [2] (0:12.48)	0:26.21 [2] (0:12.79)	0:13.42 [1] (0:13.42)
Average Speed [km/h]	51.0	60.9	57.5	55.5	55.9	59.4	59.9	60.6	60.8	59.0	56.2	53.8
Top Speed [km/h]	60.8	62.1	59.8	56.2	59.3	60.1	60.4	61.7	61.5	61.1	58.5	55.1
Avg. Dist. to Rail [m]	3.5	0.9	1.0	1.9	2.5	2.6	2.7	2.4	2.7	4.3	2.9	2.3
Avg. Stride Freq. [Hz]	2.1	2.3	2.2	2.1	2.1	2.2	2.2	2.2	2.2	2.2	2.2	2.2
Avg. Stride Length [m]	6.7	7.4	7.3	7.1	7.1	7.2	7.4	7.2	7.4	7.3	7.1	6.9



- [ ] Ranking at each section and finish
- .-.- No data available at this section
- NA No data available



Horse/Jockey Name	Go Millo
Final Rank	3
Fastest Section Time (Section)	0:11.92 (2200m)
Top Speed [km/h] (Section)	63.9 (2200m)
Race State	Finished



Eagle Farm QLD Professional

Race 7: MOORE AUSTRALIA BM78 Handicap - 2406m

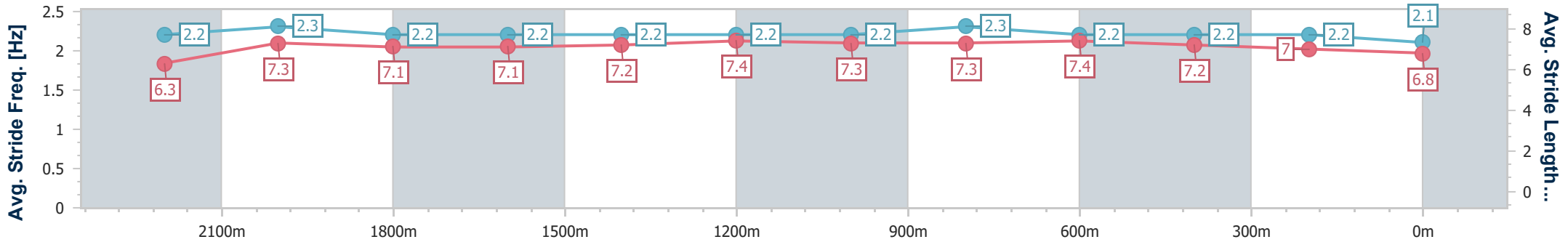
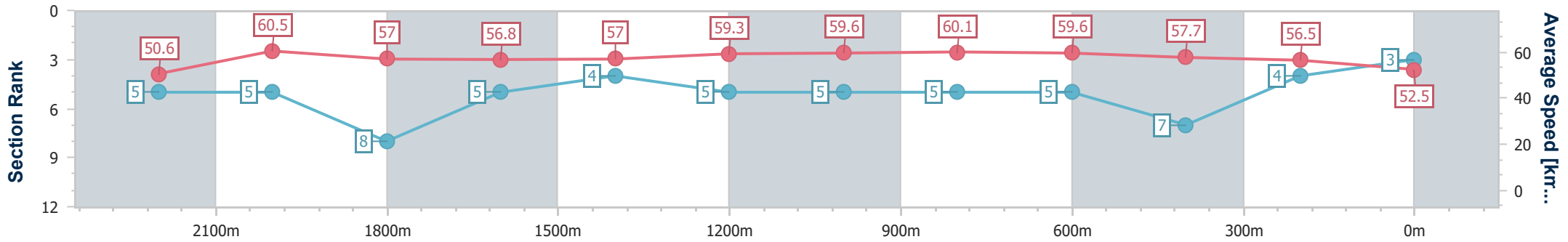
11 March 2023 - 15:52

Track Rating: Good 4, Weather: Overcast, Rail Position: +6m Entire



BRISBANE RACING CLUB

Section	Overall	2200m	2000m	1800m	1600m	1400m	1200m	1000m	800m	600m	400m	200m
Section Times	2:32.47 [3] (0:14.68)	2:17.79 [5] (0:11.92)	2:05.87 [5] (0:12.76)	1:53.11 [8] (0:12.84)	1:40.27 [5] (0:12.73)	1:27.54 [4] (0:12.16)	1:15.38 [5] (0:12.12)	1:03.26 [5] (0:12.12)	0:51.14 [5] (0:12.13)	0:39.01 [5] (0:12.50)	0:26.51 [7] (0:12.73)	0:13.78 [4] (0:13.78)
Average Speed [km/h]	50.6	60.5	57.0	56.8	57.0	59.3	59.6	60.1	59.6	57.7	56.5	52.5
Top Speed [km/h]	59.1	63.9	59.2	58.0	58.7	60.2	60.1	61.5	60.8	58.5	58.2	54.5
Avg. Dist. to Rail [m]	5.6	1.6	1.8	2.4	2.4	2.5	2.7	2.2	1.3	0.6	3.8	4.3
Avg. Stride Freq. [Hz]	2.2	2.3	2.2	2.2	2.2	2.2	2.2	2.3	2.2	2.2	2.2	2.1
Avg. Stride Length [m]	6.3	7.3	7.1	7.1	7.2	7.4	7.3	7.3	7.4	7.2	7.0	6.8



- [ ] Ranking at each section and finish
- .-.- No data available at this section
- NA No data available



Horse/Jockey Name	Contribution
Final Rank	4
Fastest Section Time (Section)	0:11.88 (2200m)
Top Speed [km/h] (Section)	61.4 (1000m)
Race State	Finished



### Eagle Farm QLD Professional

Race 7: MOORE AUSTRALIA BM78 Handicap - 2406m

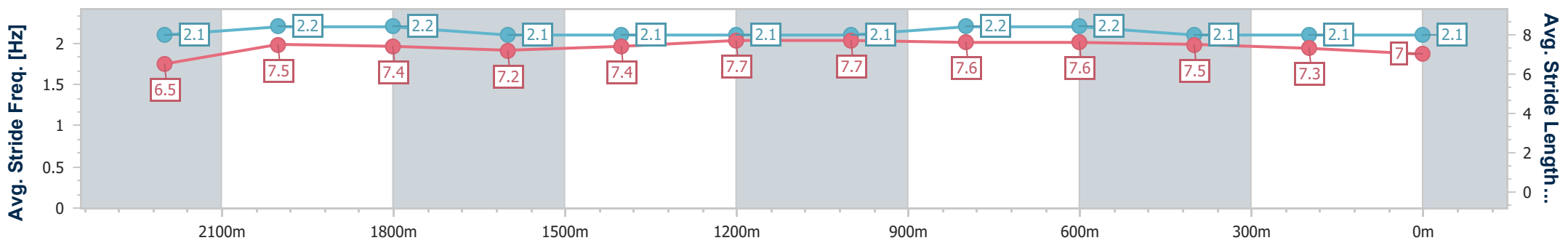
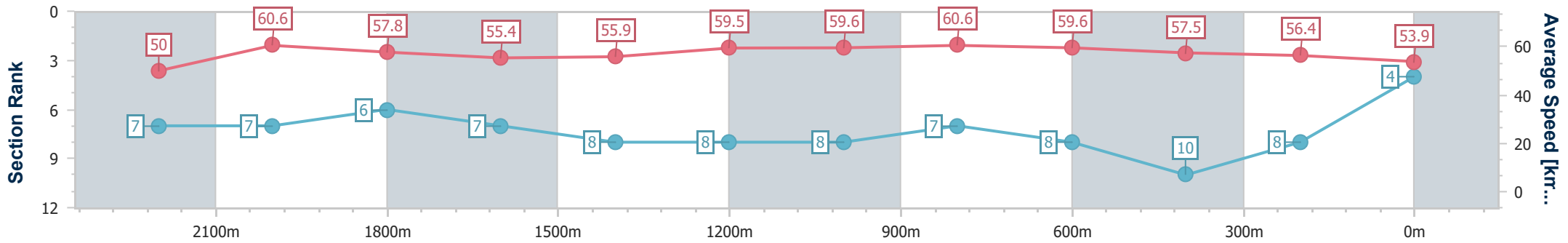
11 March 2023 - 15:52

Track Rating: Good 4, Weather: Overcast, Rail Position: +6m Entire



BRISBANE RACING CLUB

Section	Overall	2200m	2000m	1800m	1600m	1400m	1200m	1000m	800m	600m	400m	200m
Section Times	2:32.51 [4] (0:14.84)	2:17.67 [7] (0:11.88)	2:05.79 [7] (0:12.51)	1:53.28 [6] (0:13.14)	1:40.14 [7] (0:12.96)	1:27.18 [8] (0:12.12)	1:15.06 [8] (0:12.12)	1:02.94 [8] (0:12.05)	0:50.89 [7] (0:12.17)	0:38.72 [8] (0:12.56)	0:26.16 [10] (0:12.77)	0:13.39 [8] (0:13.39)
Average Speed [km/h]	50.0	60.6	57.8	55.4	55.9	59.5	59.6	60.6	59.6	57.5	56.4	53.9
Top Speed [km/h]	61.0	61.2	59.9	56.6	58.4	61.0	60.2	61.4	61.2	59.0	57.7	55.9
Avg. Dist. to Rail [m]	0.9	0.5	1.5	2.1	2.2	2.6	3.1	2.6	1.9	0.8	5.4	6.5
Avg. Stride Freq. [Hz]	2.1	2.2	2.2	2.1	2.1	2.1	2.1	2.2	2.2	2.1	2.1	2.1
Avg. Stride Length [m]	6.5	7.5	7.4	7.2	7.4	7.7	7.7	7.6	7.6	7.5	7.3	7.0



- [ ] Ranking at each section and finish
- .-.- No data available at this section
- NA No data available



Horse/Jockey Name	Two Smokin Barrels
Final Rank	5
Fastest Section Time (Section)	0:11.86 (2200m)
Top Speed [km/h] (Section)	61.5 (1000m)
Race State	Finished



Eagle Farm QLD Professional

Race 7: MOORE AUSTRALIA BM78 Handicap - 2406m

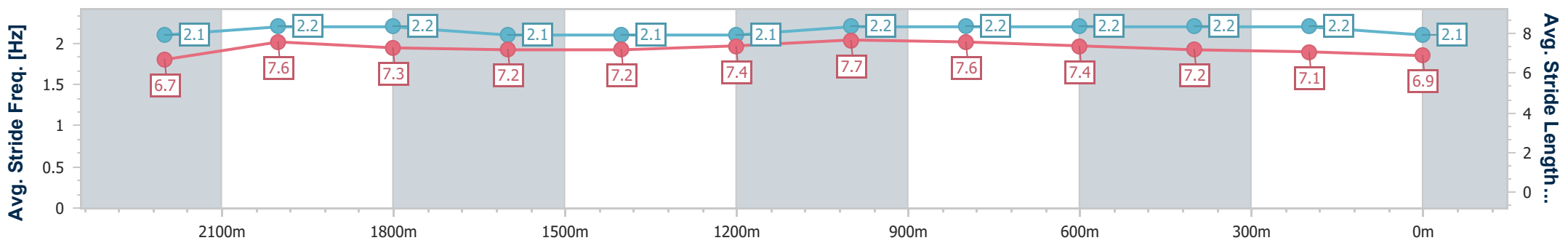
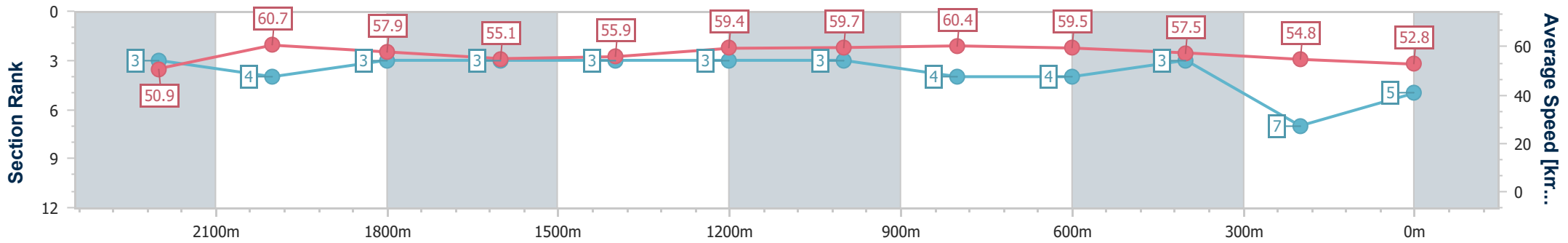
11 March 2023 - 15:52

Track Rating: Good 4, Weather: Overcast, Rail Position: +6m Entire



BRISBANE RACING CLUB

Section	Overall	2200m	2000m	1800m	1600m	1400m	1200m	1000m	800m	600m	400m	200m
Section Times	2:32.70 [5] (0:14.54)	2:18.16 [3] (0:11.86)	2:06.30 [4] (0:12.43)	1:53.87 [3] (0:13.12)	1:40.75 [3] (0:13.00)	1:27.75 [3] (0:12.13)	1:15.62 [3] (0:12.10)	1:03.52 [3] (0:12.08)	0:51.44 [4] (0:12.15)	0:39.29 [4] (0:12.48)	0:26.81 [3] (0:13.14)	0:13.67 [7] (0:13.67)
Average Speed [km/h]	50.9	60.7	57.9	55.1	55.9	59.4	59.7	60.4	59.5	57.5	54.8	52.8
Top Speed [km/h]	60.7	61.2	60.0	55.7	59.0	60.0	60.4	61.5	60.9	59.1	56.9	53.5
Avg. Dist. to Rail [m]	1.5	1.0	0.6	1.2	2.3	2.6	2.5	2.5	1.3	1.1	0.5	0.4
Avg. Stride Freq. [Hz]	2.1	2.2	2.2	2.1	2.1	2.1	2.2	2.2	2.2	2.2	2.2	2.1
Avg. Stride Length [m]	6.7	7.6	7.3	7.2	7.2	7.4	7.7	7.6	7.4	7.2	7.1	6.9



- [ ] Ranking at each section and finish
- .-.- No data available at this section
- NA No data available



Horse/Jockey Name	Lets Torque A Deel
Final Rank	6
Fastest Section Time (Section)	0:11.73 (2200m)
Top Speed [km/h] (Section)	62.9 (2200m)
Race State	Finished



Eagle Farm QLD Professional

Race 7: MOORE AUSTRALIA BM78 Handicap - 2406m

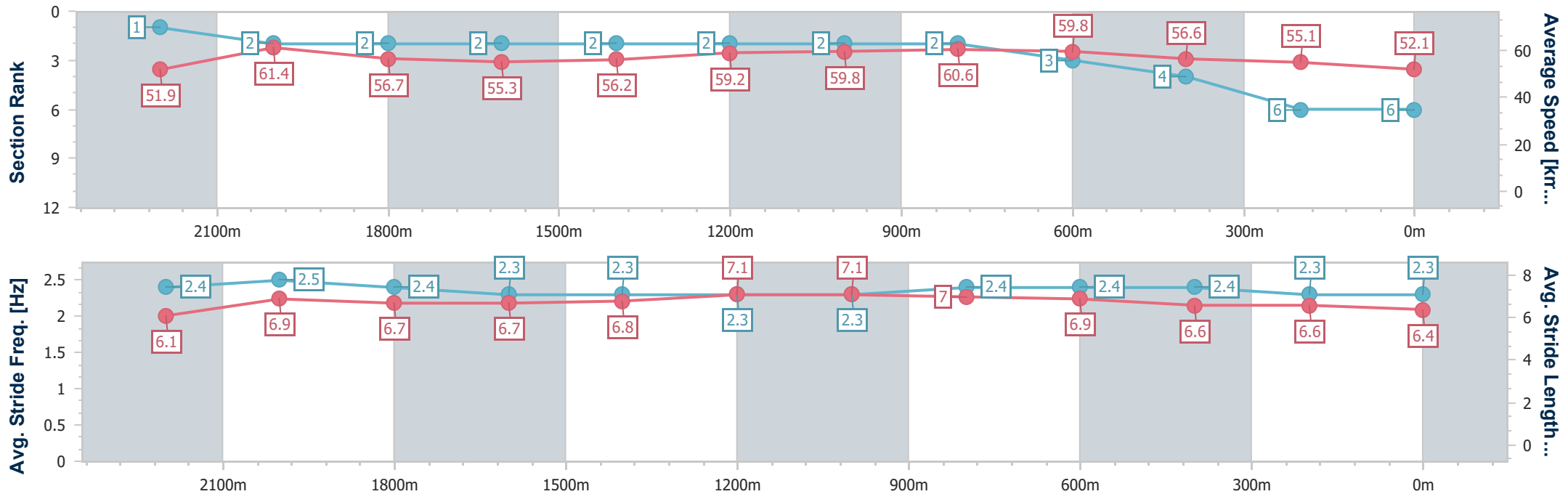
11 March 2023 - 15:52

Track Rating: Good 4, Weather: Overcast, Rail Position: +6m Entire



BRISBANE RACING CLUB

Section	Overall	2200m	2000m	1800m	1600m	1400m	1200m	1000m	800m	600m	400m	200m
Section Times	2:32.83 [6] (0:14.30)	2:18.53 [1] (0:11.73)	2:06.80 [2] (0:12.73)	1:54.07 [2] (0:13.16)	1:40.91 [2] (0:12.92)	1:27.99 [2] (0:12.18)	1:15.81 [2] (0:12.06)	1:03.75 [2] (0:12.03)	0:51.72 [2] (0:12.09)	0:39.63 [3] (0:12.72)	0:26.91 [4] (0:13.06)	0:13.85 [6] (0:13.85)
Average Speed [km/h]	51.9	61.4	56.7	55.3	56.2	59.2	59.8	60.6	59.8	56.6	55.1	52.1
Top Speed [km/h]	62.7	62.9	59.9	56.2	59.4	60.1	60.5	61.1	60.7	57.8	56.7	53.6
Avg. Dist. to Rail [m]	1.2	0.5	1.2	2.1	2.4	2.5	2.8	2.5	1.2	0.5	0.6	2.2
Avg. Stride Freq. [Hz]	2.4	2.5	2.4	2.3	2.3	2.3	2.3	2.4	2.4	2.4	2.3	2.3
Avg. Stride Length [m]	6.1	6.9	6.7	6.7	6.8	7.1	7.1	7.0	6.9	6.6	6.6	6.4



- [ ] Ranking at each section and finish
- .-.- No data available at this section
- NA No data available





Horse/Jockey Name	Chocolatier
Final Rank	7
Fastest Section Time (Section)	0:12.12 (1000m)
Top Speed [km/h] (Section)	61.5 (1000m)
Race State	Finished



### Eagle Farm QLD Professional

Race 7: MOORE AUSTRALIA BM78 Handicap - 2406m

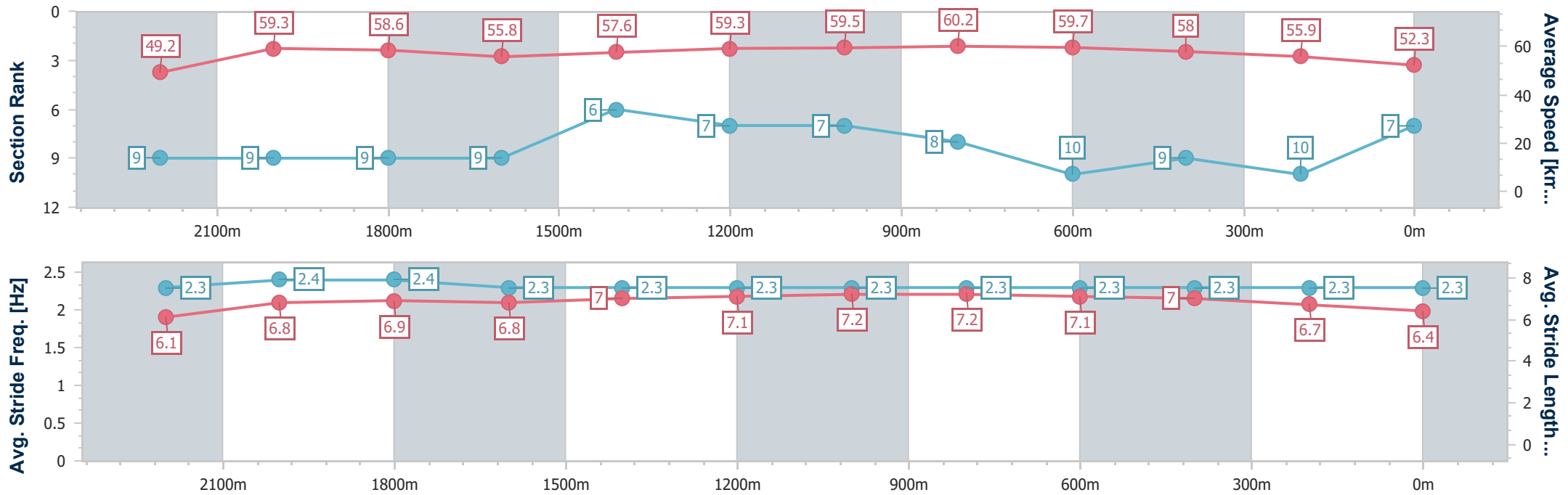
11 March 2023 - 15:52

Track Rating: Good 4, Weather: Overcast, Rail Position: +6m Entire



BRISBANE RACING CLUB

Section	Overall	2200m	2000m	1800m	1600m	1400m	1200m	1000m	800m	600m	400m	200m
Section Times	2:33.08 [7] (0:15.08)	2:18.00 [9] (0:12.15)	2:05.85 [9] (0:12.32)	1:53.53 [9] (0:13.06)	1:40.47 [9] (0:12.63)	1:27.84 [6] (0:12.18)	1:15.66 [7] (0:12.14)	1:03.52 [7] (0:12.12)	0:51.40 [8] (0:12.20)	0:39.20 [10] (0:12.51)	0:26.69 [9] (0:12.90)	0:13.79 [10] (0:13.79)
Average Speed [km/h]	49.2	59.3	58.6	55.8	57.6	59.3	59.5	60.2	59.7	58.0	55.9	52.3
Top Speed [km/h]	58.9	61.0	61.0	56.8	60.1	60.2	61.2	61.5	60.7	59.7	57.2	54.7
Avg. Dist. to Rail [m]	3.7	0.6	1.1	2.2	3.2	3.7	3.4	2.6	2.8	1.5	6.1	8.7
Avg. Stride Freq. [Hz]	2.3	2.4	2.4	2.3	2.3	2.3	2.3	2.3	2.3	2.3	2.3	2.3
Avg. Stride Length [m]	6.1	6.8	6.9	6.8	7.0	7.1	7.2	7.2	7.1	7.0	6.7	6.4



- [ ] Ranking at each section and finish
- .-.- No data available at this section
- NA No data available



Horse/Jockey Name	Bernie's Tiger
Final Rank	8
Fastest Section Time (Section)	0:11.84 (2200m)
Top Speed [km/h] (Section)	62.6 (2200m)
Race State	Finished



### Eagle Farm QLD Professional

Race 7: MOORE AUSTRALIA BM78 Handicap - 2406m

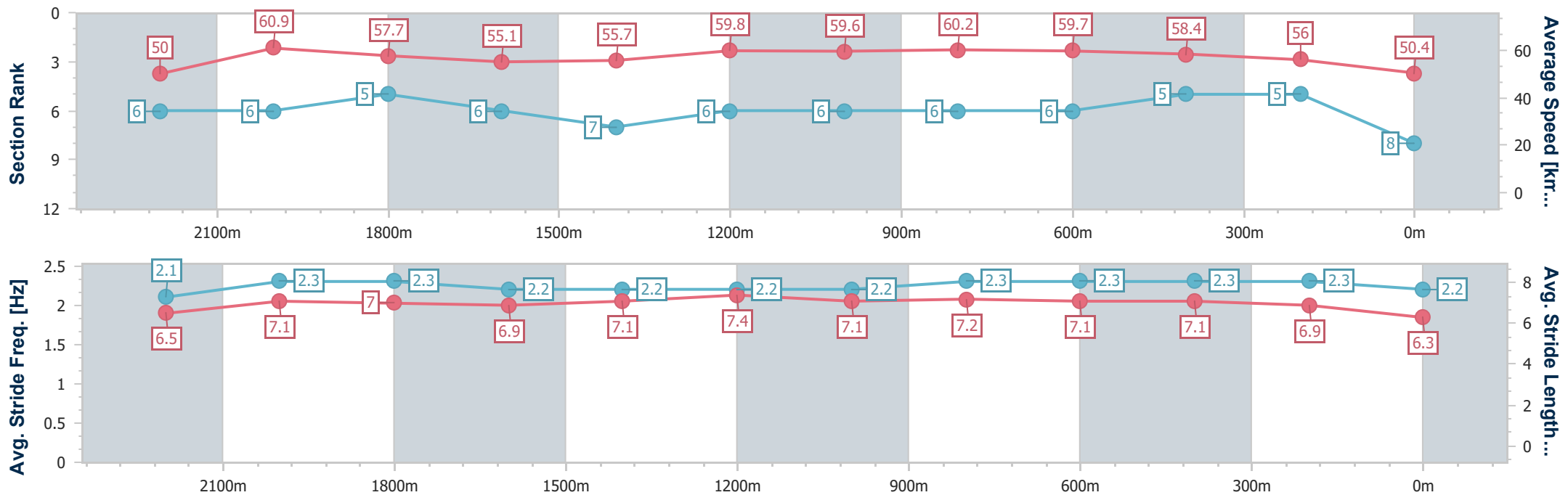
11 March 2023 - 15:52

Track Rating: Good 4, Weather: Overcast, Rail Position: +6m Entire



BRISBANE RACING CLUB

Section	Overall	2200m	2000m	1800m	1600m	1400m	1200m	1000m	800m	600m	400m	200m
Section Times	2:33.22 [8] (0:14.84)	2:18.38 [6] (0:11.84)	2:06.54 [6] (0:12.46)	1:54.08 [5] (0:13.14)	1:40.94 [6] (0:13.04)	1:27.90 [7] (0:12.04)	1:15.86 [6] (0:12.11)	1:03.75 [6] (0:12.04)	0:51.71 [6] (0:12.15)	0:39.56 [6] (0:12.38)	0:27.18 [5] (0:12.87)	0:14.31 [5] (0:14.31)
Average Speed [km/h]	50.0	60.9	57.7	55.1	55.7	59.8	59.6	60.2	59.7	58.4	56.0	50.4
Top Speed [km/h]	60.9	62.6	60.6	56.3	58.3	60.4	60.6	61.6	60.5	59.4	57.7	53.1
Avg. Dist. to Rail [m]	0.4	0.4	0.5	1.1	2.5	2.3	1.7	1.6	1.4	0.9	3.1	4.7
Avg. Stride Freq. [Hz]	2.1	2.3	2.3	2.2	2.2	2.2	2.2	2.3	2.3	2.3	2.3	2.2
Avg. Stride Length [m]	6.5	7.1	7.0	6.9	7.1	7.4	7.1	7.2	7.1	7.1	6.9	6.3



- [ ] Ranking at each section and finish
- .-.- No data available at this section
- NA No data available



Horse/Jockey Name	Scilago
Final Rank	9
Fastest Section Time (Section)	0:11.84 (1000m)
Top Speed [km/h] (Section)	62.3 (1000m)
Race State	Finished



Eagle Farm QLD Professional

Race 7: MOORE AUSTRALIA BM78 Handicap - 2406m

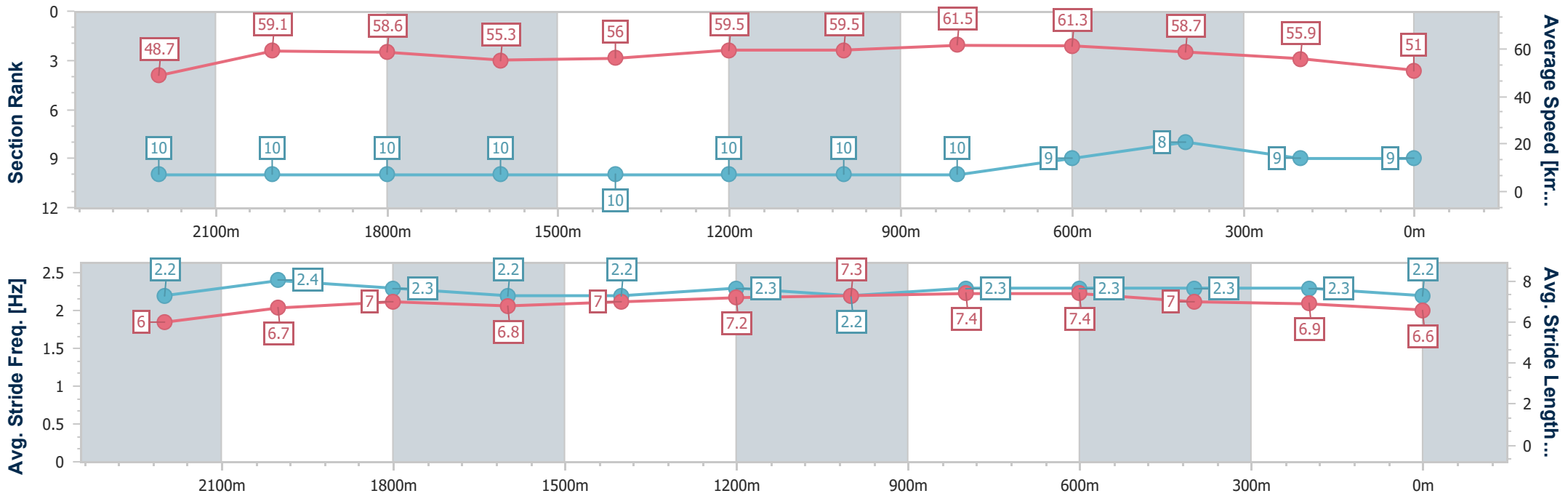
11 March 2023 - 15:52

Track Rating: Good 4, Weather: Overcast, Rail Position: +6m Entire



BRISBANE RACING CLUB

Section	Overall	2200m	2000m	1800m	1600m	1400m	1200m	1000m	800m	600m	400m	200m
Section Times	2:33.32 [9] (0:15.23)	2:18.09 [10] (0:12.20)	2:05.89 [10] (0:12.35)	1:53.54 [10] (0:13.15)	1:40.39 [10] (0:12.94)	1:27.45 [10] (0:12.12)	1:15.33 [10] (0:12.11)	1:03.22 [10] (0:11.84)	0:51.38 [10] (0:11.91)	0:39.47 [9] (0:12.45)	0:27.02 [8] (0:12.87)	0:14.15 [9] (0:14.15)
Average Speed [km/h]	48.7	59.1	58.6	55.3	56.0	59.5	59.5	61.5	61.3	58.7	55.9	51.0
Top Speed [km/h]	59.1	59.3	59.6	57.0	59.5	60.6	61.2	62.3	62.0	61.4	58.0	53.4
Avg. Dist. to Rail [m]	4.3	0.3	1.3	1.7	1.9	1.8	2.3	1.9	2.9	2.9	7.2	10.3
Avg. Stride Freq. [Hz]	2.2	2.4	2.3	2.2	2.2	2.3	2.2	2.3	2.3	2.3	2.3	2.2
Avg. Stride Length [m]	6.0	6.7	7.0	6.8	7.0	7.2	7.3	7.4	7.4	7.0	6.9	6.6



- [ ] Ranking at each section and finish
- .-.- No data available at this section
- NA No data available



Horse/Jockey Name	Hostage Of War
Final Rank	10
Fastest Section Time (Section)	0:11.50 (2200m)
Top Speed [km/h] (Section)	63.8 (2200m)
Race State	Finished



### Eagle Farm QLD Professional

Race 7: MOORE AUSTRALIA BM78 Handicap - 2406m

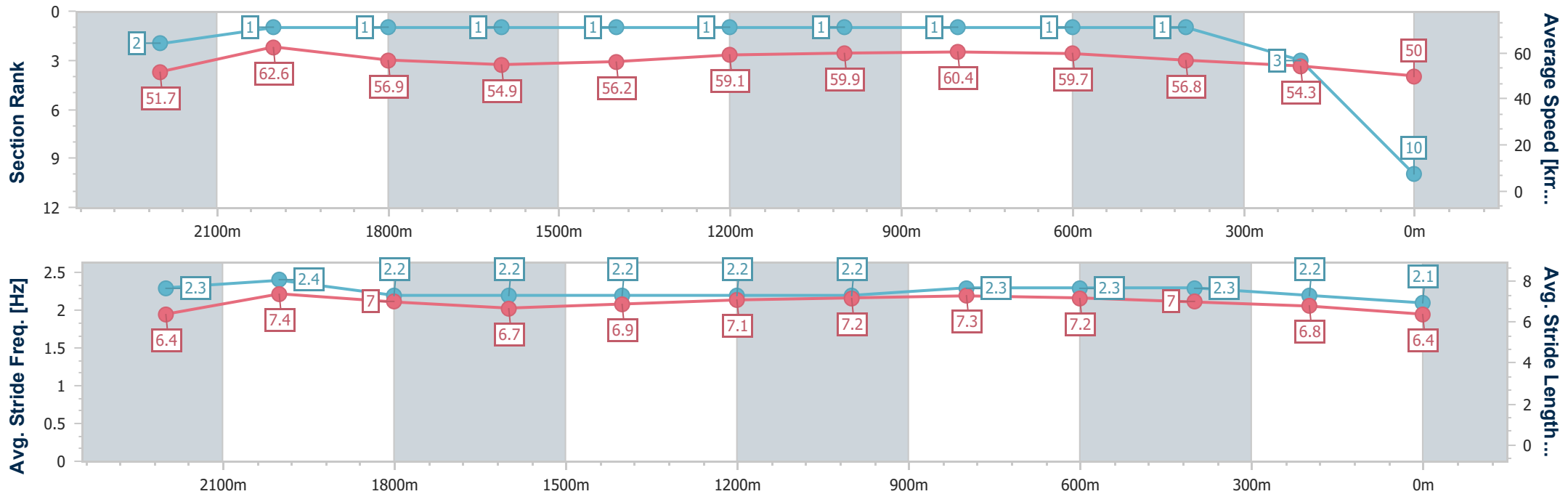
11 March 2023 - 15:52

Track Rating: Good 4, Weather: Overcast, Rail Position: +6m Entire



BRISBANE RACING CLUB

Section	Overall	2200m	2000m	1800m	1600m	1400m	1200m	1000m	800m	600m	400m	200m
Section Times	2:33.32 [10] (0:14.36)	2:18.96 [2] (0:11.50)	2:07.46 [1] (0:12.64)	1:54.82 [1] (0:13.18)	1:41.64 [1] (0:12.90)	1:28.74 [1] (0:12.19)	1:16.55 [1] (0:12.04)	1:04.51 [1] (0:12.04)	0:52.47 [1] (0:12.13)	0:40.34 [1] (0:12.61)	0:27.73 [1] (0:13.26)	0:14.47 [3] (0:14.47)
Average Speed [km/h]	51.7	62.6	56.9	54.9	56.2	59.1	59.9	60.4	59.7	56.8	54.3	50.0
Top Speed [km/h]	62.2	63.8	61.7	56.2	59.4	59.6	60.3	61.5	61.4	58.5	55.4	52.8
Avg. Dist. to Rail [m]	6.9	0.3	0.8	1.2	1.6	1.9	1.8	1.9	1.1	0.9	0.9	0.2
Avg. Stride Freq. [Hz]	2.3	2.4	2.2	2.2	2.2	2.2	2.2	2.3	2.3	2.3	2.2	2.1
Avg. Stride Length [m]	6.4	7.4	7.0	6.7	6.9	7.1	7.2	7.3	7.2	7.0	6.8	6.4



- [ ] Ranking at each section and finish
- .-.- No data available at this section
- NA No data available