



Toowoomba QLD Professional

Race 2: QUEENSLAND COTTON BM70 Handicap - 1050m

11 March 2023 - 17:55



Track Rating: Soft 7, Weather: Overcast, Rail Position: +4.0m Entire

Section												Last 600m		
Field Times		Overall	1000m	800m	600m	400m	200m						0:35.89	
		1:03.03 (0:04.79)	0:58.24 (0:11.40)	0:46.84 (0:10.95)	0:35.89 (0:11.53)	0:24.36 (0:12.09)	0:12.27 (0:12.27)							
Rank	TAB	Horse/Jockey	Barrier	Top Speed [km/h]	Fastest Section							Margin	Distance Travelled [m]	
1	6	INCOMPARABLE Karl Zechner	10	66.9 800m	0:05.32 Overall	1:03.03 [1] (0:05.32)	0:57.71 [8] (0:11.71)	0:46.00 [9] (0:10.98)	0:35.02 [9] (0:11.36)	0:23.66 [7] (0:11.66)	0:12.00 [4] (0:12.00)	1:03.03	0:35.02	
2	4	VAST KAMA Alisha Donald	6	65.9 800m	0:05.02 Overall	1:03.15 [2] (0:05.02)	0:58.13 [4] (0:11.61)	0:46.52 [6] (0:11.03)	0:35.49 [7] (0:11.57)	0:23.92 [8] (0:11.72)	0:12.20 [5] (0:12.20)	0.5L	0:35.49	-1
3	8	DOLLOP Kenji Yoshida	7	66.6 800m	0:04.79 Overall	1:03.27 [3] (0:04.79)	0:58.48 [1] (0:11.40)	0:47.08 [1] (0:10.95)	0:36.13 [1] (0:11.53)	0:24.60 [1] (0:12.09)	0:12.51 [2] (0:12.51)	1L	0:36.13	+0
4	9	BY BY MUSIC Sariah Champkin	9	68.3 800m	0:05.05 Overall	1:03.35 [4] (0:05.05)	0:58.30 [5] (0:11.32)	0:46.98 [3] (0:10.84)	0:36.14 [2] (0:11.58)	0:24.56 [2] (0:12.01)	0:12.55 [1] (0:12.55)	1.5L	0:36.14	+4
5	1	HOLIDAY DREAMS Georgina Cartwright	8	66.5 1000m	0:05.02 Overall	1:03.38 [5] (0:05.02)	0:58.36 [3] (0:11.32)	0:47.04 [2] (0:11.14)	0:35.90 [4] (0:11.57)	0:24.33 [4] (0:11.95)	0:12.38 [6] (0:12.38)	1.7L	0:35.90	+2
6	7	NOWYUNOMI Shannon Apthorpe	1	66.6 800m	0:05.13 Overall	1:03.57 [6] (0:05.13)	0:58.44 [6] (0:11.54)	0:46.90 [7] (0:10.87)	0:36.03 [5] (0:11.44)	0:24.59 [5] (0:12.07)	0:12.52 [8] (0:12.52)	2.7L	0:36.03	-7
7	5	MAGIC ON ICE Micheal Hellyer	2	66.8 800m	0:05.30 Overall	1:03.58 [7] (0:05.30)	0:58.28 [9] (0:11.61)	0:46.67 [8] (0:10.97)	0:35.70 [8] (0:11.47)	0:24.23 [9] (0:11.68)	0:12.55 [7] (0:12.55)	2.8L	0:35.70	-2
8	3	KING OF THE DESERT Wanderson D'Avila	11	67.6 1000m	0:04.95 Overall	1:03.70 [8] (0:04.95)	0:58.75 [2] (0:11.64)	0:47.11 [5] (0:11.10)	0:36.01 [6] (0:11.45)	0:24.56 [6] (0:12.15)	0:12.41 [9] (0:12.41)	3.3L	0:36.01	+6
9	10	SINGLE MEMO Anthony Allen	4	67.4 800m	0:05.14 Overall	1:03.87 [9] (0:05.14)	0:58.73 [7] (0:11.24)	0:47.49 [4] (0:10.97)	0:36.52 [3] (0:11.43)	0:25.09 [3] (0:11.99)	0:13.10 [3] (0:13.10)	4.3L	0:36.52	-3
10	2	WANDER Rikki Jamieson	5	67.4 800m	0:05.47 Overall	1:03.87 [10] (0:05.47)	0:58.40 [10] (0:11.70)	0:46.70 [10] (0:10.91)	0:35.79 [10] (0:11.68)	0:24.11 [10] (0:11.72)	0:12.39 [10] (0:12.39)	4.4L	0:35.79	+6

Scratched: Bringonthebubbles (#11)

[] Ranking at each section and finish
 -:-:- No data available at this section
 NA No data available

SCN Saddle cloth number
 DNF Did not finish
 DNT Did not track



Horse/Jockey Name	Incomparable
Final Rank	1
Fastest Section Time (Section)	0:05.32 (Overall)
Top Speed [km/h] (Section)	66.9 (800m)
Race State	Finished



Toowoomba QLD Professional

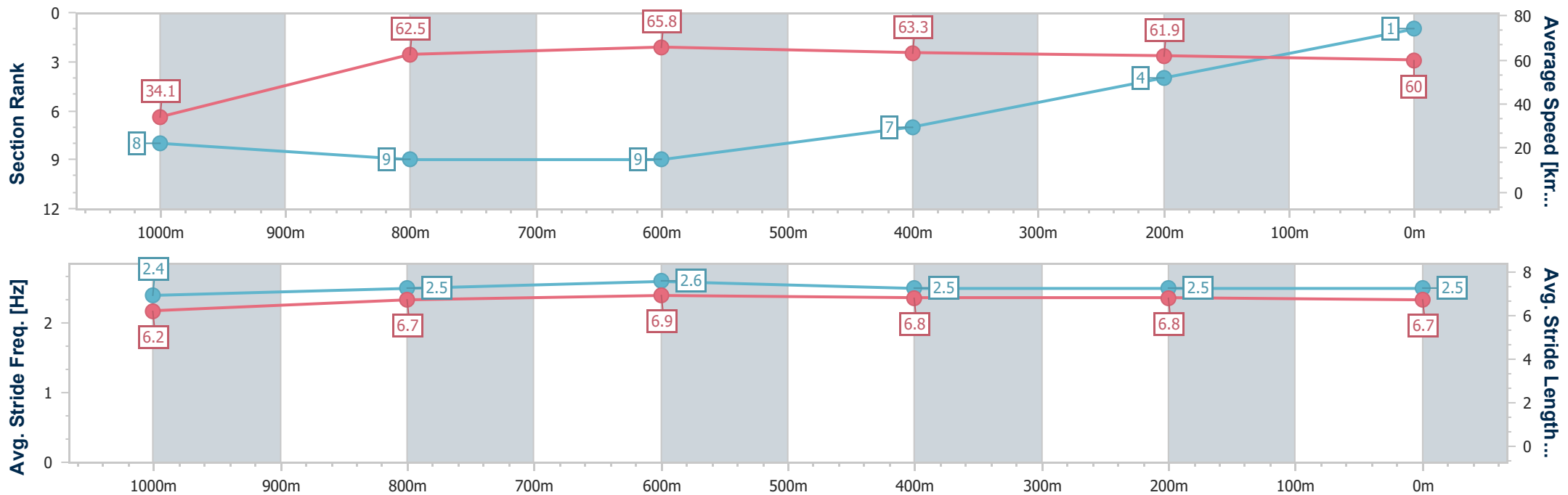
Race 2: QUEENSLAND COTTON BM70 Handicap - 1050m

11 March 2023 - 17:55



Track Rating: Soft 7, Weather: Overcast, Rail Position: +4.0m Entire

Section	Overall	1000m	800m	600m	400m	200m
Section Times	1:03.03 [1] (0:05.32)	0:57.71 [8] (0:11.71)	0:46.00 [9] (0:10.98)	0:35.02 [9] (0:11.36)	0:23.66 [7] (0:11.66)	0:12.00 [4]
Average Speed [km/h]	34.1	62.5	65.8	63.3	61.9	60.0
Top Speed [km/h]	52.9	66.2	66.9	66.6	63.4	61.3
Avg. Dist. to Rail [m]	21.9	5.5	0.8	0.2	1.0	0.4
Avg. Stride Freq. [Hz]	2.4	2.5	2.6	2.5	2.5	2.5
Avg. Stride Length [m]	6.2	6.7	6.9	6.8	6.8	6.7



- [] Ranking at each section and finish
- .-.- No data available at this section
- NA No data available



Horse/Jockey Name	Vast Kama
Final Rank	2
Fastest Section Time (Section)	0:05.02 (Overall)
Top Speed [km/h] (Section)	65.9 (800m)
Race State	Finished



Toowoomba QLD Professional

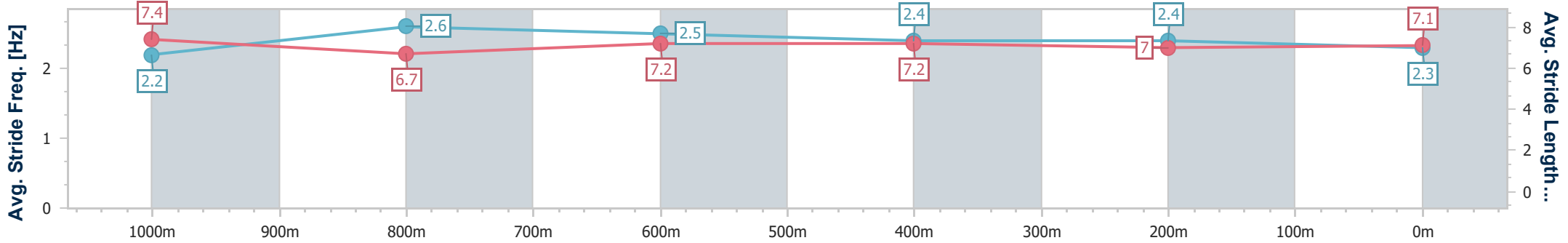
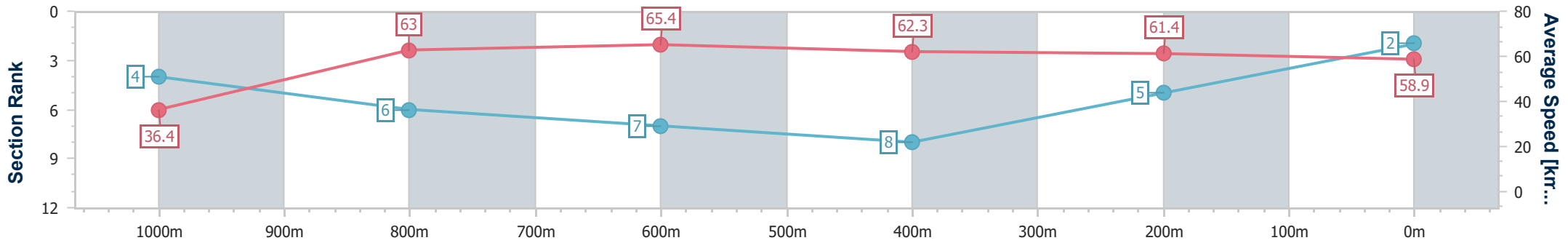
Race 2: QUEENSLAND COTTON BM70 Handicap - 1050m

11 March 2023 - 17:55



Track Rating: Soft 7, Weather: Overcast, Rail Position: +4.0m Entire

Section	Overall	1000m	800m	600m	400m	200m
Section Times	1:03.15 [2] (0:05.02)	0:58.13 [4] (0:11.61)	0:46.52 [6] (0:11.03)	0:35.49 [7] (0:11.57)	0:23.92 [8] (0:11.72)	0:12.20 [5]
Average Speed [km/h]	36.4	63.0	65.4	62.3	61.4	58.9
Top Speed [km/h]	54.0	65.8	65.9	65.3	62.2	61.6
Avg. Dist. to Rail [m]	18.5	6.1	1.0	0.6	1.2	4.5
Avg. Stride Freq. [Hz]	2.2	2.6	2.5	2.4	2.4	2.3
Avg. Stride Length [m]	7.4	6.7	7.2	7.2	7.0	7.1



- [] Ranking at each section and finish
- .-.- No data available at this section
- NA No data available



Horse/Jockey Name	Dollop
Final Rank	3
Fastest Section Time (Section)	0:04.79 (Overall)
Top Speed [km/h] (Section)	66.6 (800m)
Race State	Finished



Toowoomba QLD Professional

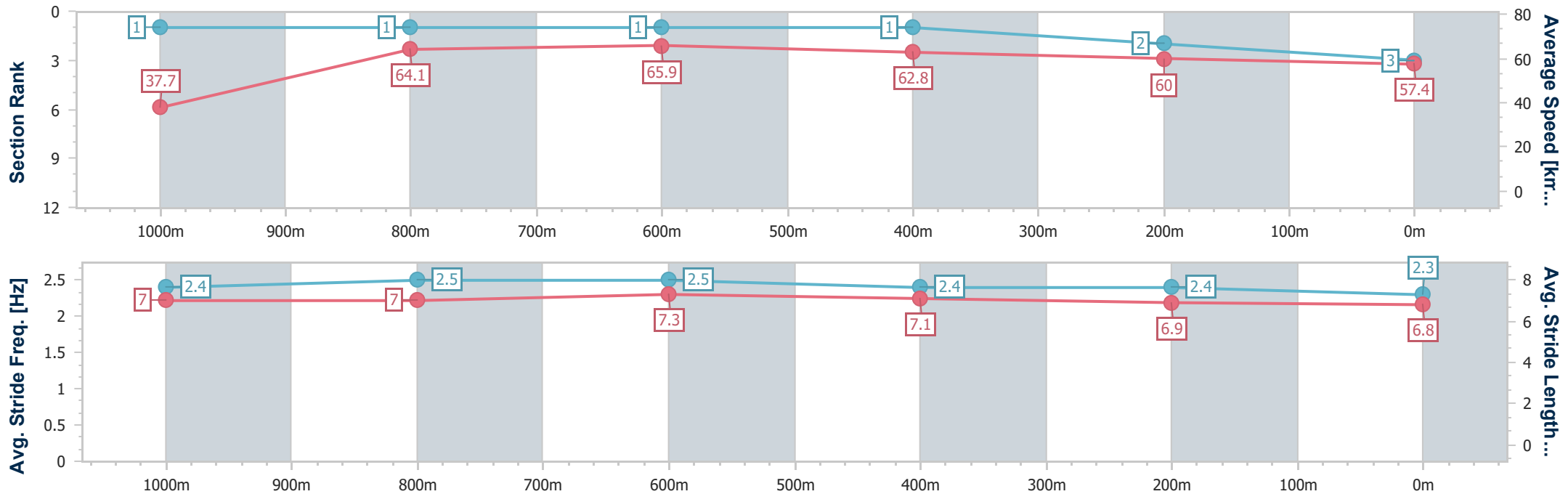
Race 2: QUEENSLAND COTTON BM70 Handicap - 1050m

11 March 2023 - 17:55



Track Rating: Soft 7, Weather: Overcast, Rail Position: +4.0m Entire

Section	Overall	1000m	800m	600m	400m	200m
Section Times	1:03.27 [3] (0:04.79)	0:58.48 [1] (0:11.40)	0:47.08 [1] (0:10.95)	0:36.13 [1] (0:11.53)	0:24.60 [1] (0:12.09)	0:12.51 [2] (0:12.51)
Average Speed [km/h]	37.7	64.1	65.9	62.8	60.0	57.4
Top Speed [km/h]	55.6	66.5	66.6	65.6	61.1	59.8
Avg. Dist. to Rail [m]	18.5	5.4	1.2	1.1	1.4	0.7
Avg. Stride Freq. [Hz]	2.4	2.5	2.5	2.4	2.4	2.3
Avg. Stride Length [m]	7.0	7.0	7.3	7.1	6.9	6.8



- [] Ranking at each section and finish
- .-.- No data available at this section
- NA No data available



Horse/Jockey Name	By By Music
Final Rank	4
Fastest Section Time (Section)	0:05.05 (Overall)
Top Speed [km/h] (Section)	68.3 (800m)
Race State	Finished



Toowoomba QLD Professional

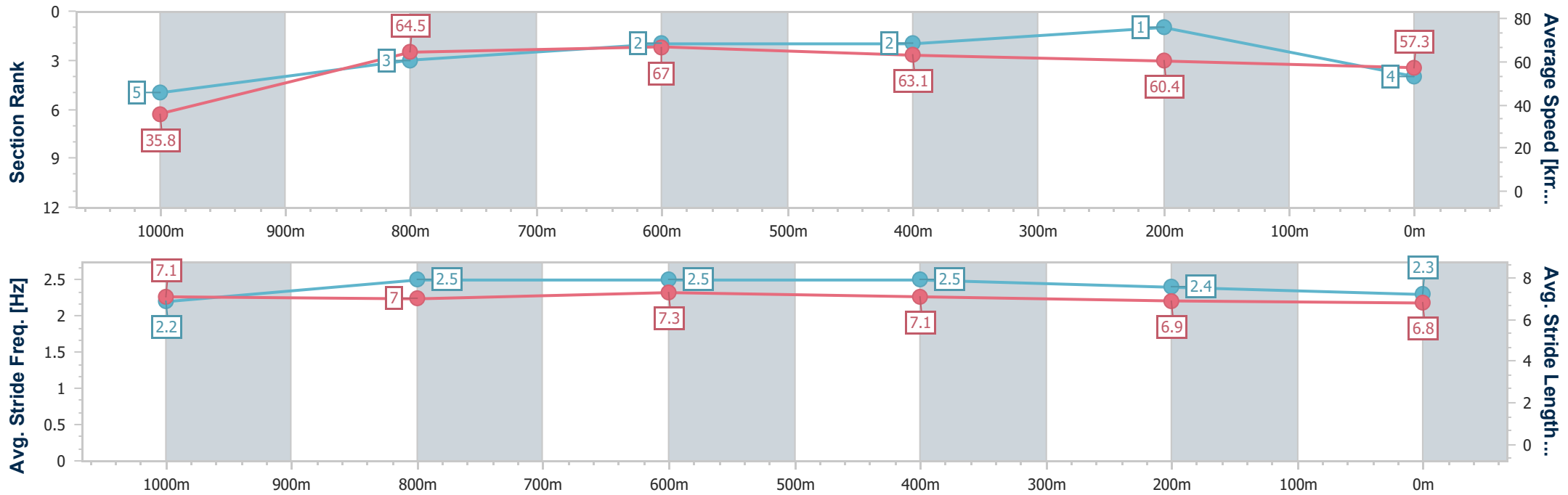
Race 2: QUEENSLAND COTTON BM70 Handicap - 1050m

11 March 2023 - 17:55



Track Rating: Soft 7, Weather: Overcast, Rail Position: +4.0m Entire

Section	Overall	1000m	800m	600m	400m	200m
Section Times	1:03.35 [4] (0:05.05)	0:58.30 [5] (0:11.32)	0:46.98 [3] (0:10.84)	0:36.14 [2] (0:11.58)	0:24.56 [2] (0:12.01)	0:12.55 [1] (0:12.55)
Average Speed [km/h]	35.8	64.5	67.0	63.1	60.4	57.3
Top Speed [km/h]	55.5	68.1	68.3	65.2	62.1	60.2
Avg. Dist. to Rail [m]	17.2	5.2	2.4	3.1	2.1	1.9
Avg. Stride Freq. [Hz]	2.2	2.5	2.5	2.5	2.4	2.3
Avg. Stride Length [m]	7.1	7.0	7.3	7.1	6.9	6.8



- [] Ranking at each section and finish
- .-.- No data available at this section
- NA No data available



Horse/Jockey Name	Holiday Dreams
Final Rank	5
Fastest Section Time (Section)	0:05.02 (Overall)
Top Speed [km/h] (Section)	66.5 (1000m)
Race State	Finished



Toowoomba QLD Professional

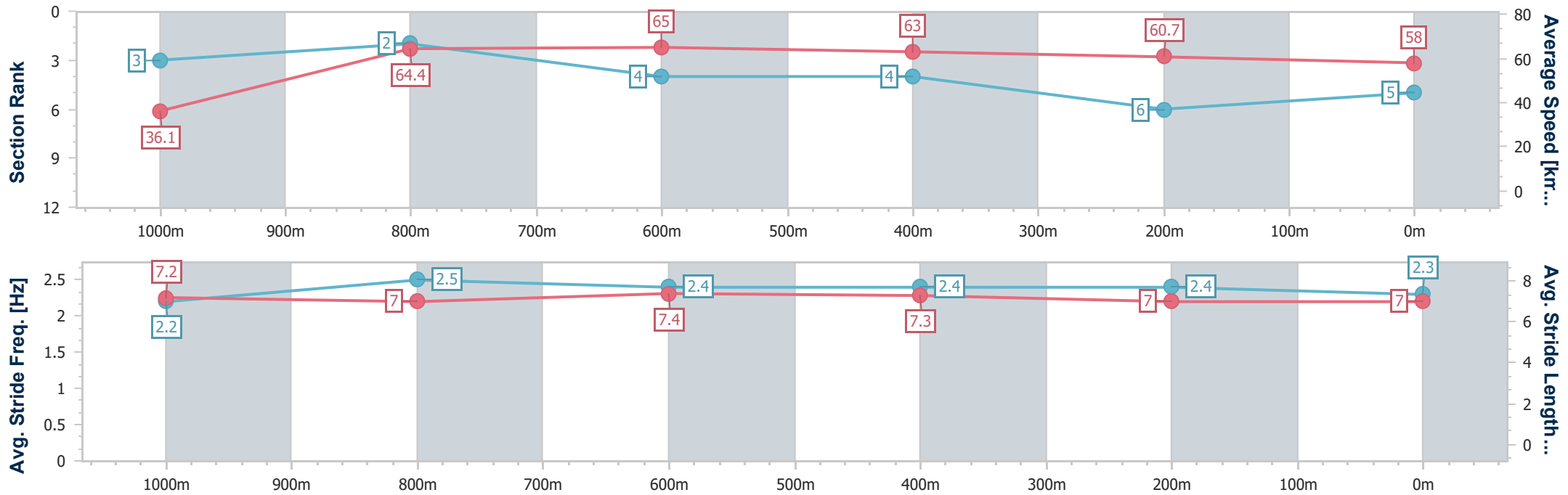
Race 2: QUEENSLAND COTTON BM70 Handicap - 1050m

11 March 2023 - 17:55



Track Rating: Soft 7, Weather: Overcast, Rail Position: +4.0m Entire

Section	Overall	1000m	800m	600m	400m	200m
Section Times	1:03.38 [5] (0:05.02)	0:58.36 [3] (0:11.32)	0:47.04 [2] (0:11.14)	0:35.90 [4] (0:11.57)	0:24.33 [4] (0:11.95)	0:12.38 [6] (0:12.38)
Average Speed [km/h]	36.1	64.4	65.0	63.0	60.7	58.0
Top Speed [km/h]	56.3	66.5	65.4	64.8	63.1	59.4
Avg. Dist. to Rail [m]	19.8	5.2	2.3	2.1	1.6	0.4
Avg. Stride Freq. [Hz]	2.2	2.5	2.4	2.4	2.4	2.3
Avg. Stride Length [m]	7.2	7.0	7.4	7.3	7.0	7.0



- [] Ranking at each section and finish
- .-.- No data available at this section
- NA No data available



Horse/Jockey Name	Nowyunomi
Final Rank	6
Fastest Section Time (Section)	0:05.13 (Overall)
Top Speed [km/h] (Section)	66.6 (800m)
Race State	Finished



Toowoomba QLD Professional

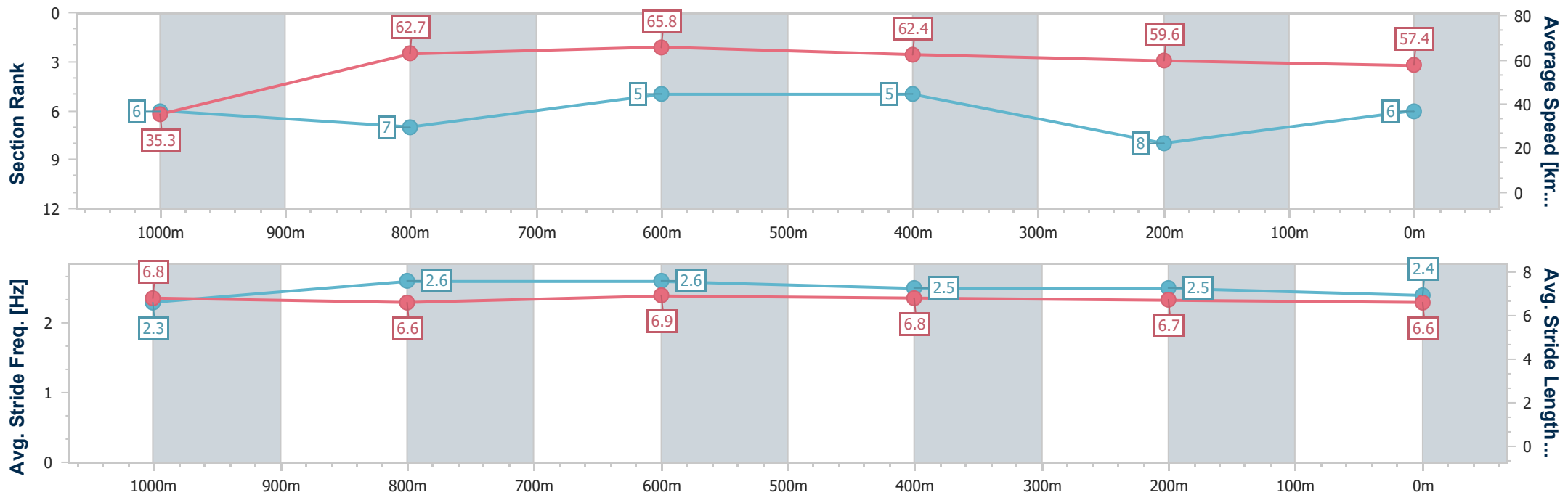
Race 2: QUEENSLAND COTTON BM70 Handicap - 1050m

11 March 2023 - 17:55



Track Rating: Soft 7, Weather: Overcast, Rail Position: +4.0m Entire

Section	Overall	1000m	800m	600m	400m	200m
Section Times	1:03.57 [6] (0:05.13)	0:58.44 [6] (0:11.54)	0:46.90 [7] (0:10.87)	0:36.03 [5] (0:11.44)	0:24.59 [5] (0:12.07)	0:12.52 [8] (0:12.52)
Average Speed [km/h]	35.3	62.7	65.8	62.4	59.6	57.4
Top Speed [km/h]	53.2	65.4	66.6	64.7	60.8	59.9
Avg. Dist. to Rail [m]	15.3	3.4	1.7	1.5	0.5	0.5
Avg. Stride Freq. [Hz]	2.3	2.6	2.6	2.5	2.5	2.4
Avg. Stride Length [m]	6.8	6.6	6.9	6.8	6.7	6.6



- [] Ranking at each section and finish
- .-.- No data available at this section
- NA No data available



Horse/Jockey Name	Magic On Ice
Final Rank	7
Fastest Section Time (Section)	0:05.30 (Overall)
Top Speed [km/h] (Section)	66.8 (800m)
Race State	Finished



Toowoomba QLD Professional

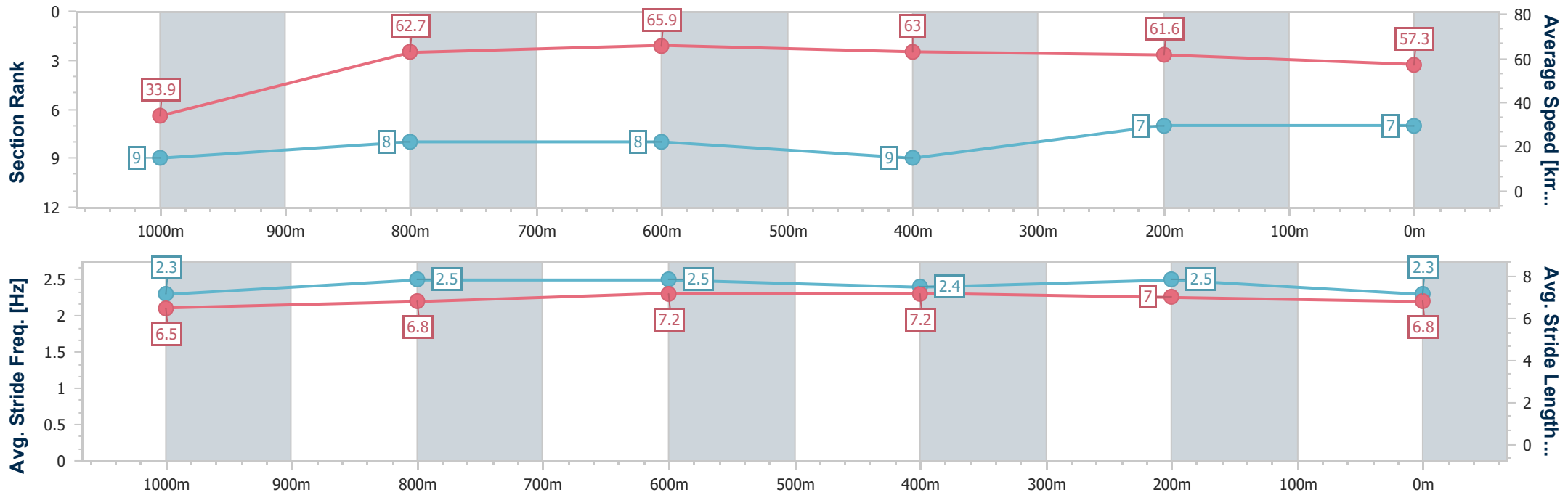
Race 2: QUEENSLAND COTTON BM70 Handicap - 1050m

11 March 2023 - 17:55



Track Rating: Soft 7, Weather: Overcast, Rail Position: +4.0m Entire

Section	Overall	1000m	800m	600m	400m	200m
Section Times	1:03.58 [7] (0:05.30)	0:58.28 [9] (0:11.61)	0:46.67 [8] (0:10.97)	0:35.70 [8] (0:11.47)	0:24.23 [9] (0:11.68)	0:12.55 [7] (0:12.55)
Average Speed [km/h]	33.9	62.7	65.9	63.0	61.6	57.3
Top Speed [km/h]	54.0	66.4	66.8	64.9	62.5	61.7
Avg. Dist. to Rail [m]	16.6	4.6	1.4	1.2	0.4	0.5
Avg. Stride Freq. [Hz]	2.3	2.5	2.5	2.4	2.5	2.3
Avg. Stride Length [m]	6.5	6.8	7.2	7.2	7.0	6.8



- [] Ranking at each section and finish
- .-.- No data available at this section
- NA No data available



Horse/Jockey Name	King Of The Desert
Final Rank	8
Fastest Section Time (Section)	0:04.95 (Overall)
Top Speed [km/h] (Section)	67.6 (1000m)
Race State	Finished



Toowoomba QLD Professional

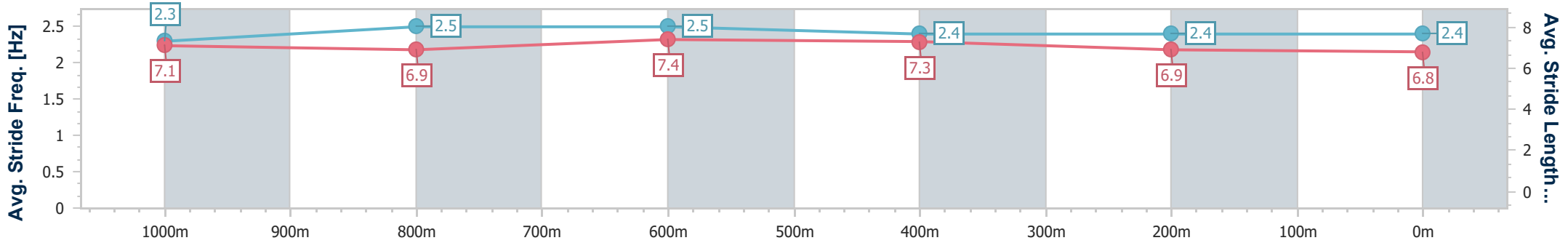
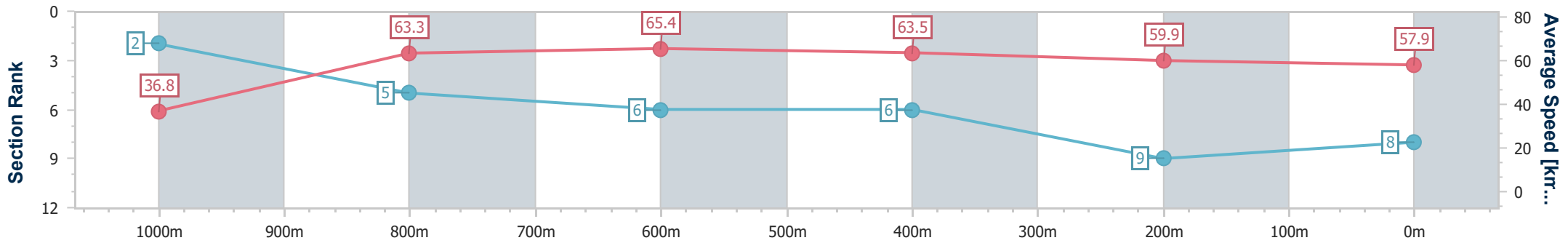
Race 2: QUEENSLAND COTTON BM70 Handicap - 1050m

11 March 2023 - 17:55



Track Rating: Soft 7, Weather: Overcast, Rail Position: +4.0m Entire

Section	Overall	1000m	800m	600m	400m	200m
Section Times	1:03.70 [8] (0:04.95)	0:58.75 [2] (0:11.64)	0:47.11 [5] (0:11.10)	0:36.01 [6] (0:11.45)	0:24.56 [6] (0:12.15)	0:12.41 [9] (0:12.41)
Average Speed [km/h]	36.8	63.3	65.4	63.5	59.9	57.9
Top Speed [km/h]	54.8	67.6	67.2	65.5	61.3	59.5
Avg. Dist. to Rail [m]	23.8	7.8	2.3	2.0	3.4	2.9
Avg. Stride Freq. [Hz]	2.3	2.5	2.5	2.4	2.4	2.4
Avg. Stride Length [m]	7.1	6.9	7.4	7.3	6.9	6.8



- [] Ranking at each section and finish
- .-.- No data available at this section
- NA No data available



Horse/Jockey Name	Single Memo
Final Rank	9
Fastest Section Time (Section)	0:05.14 (Overall)
Top Speed [km/h] (Section)	67.4 (800m)
Race State	Finished



Toowoomba QLD Professional

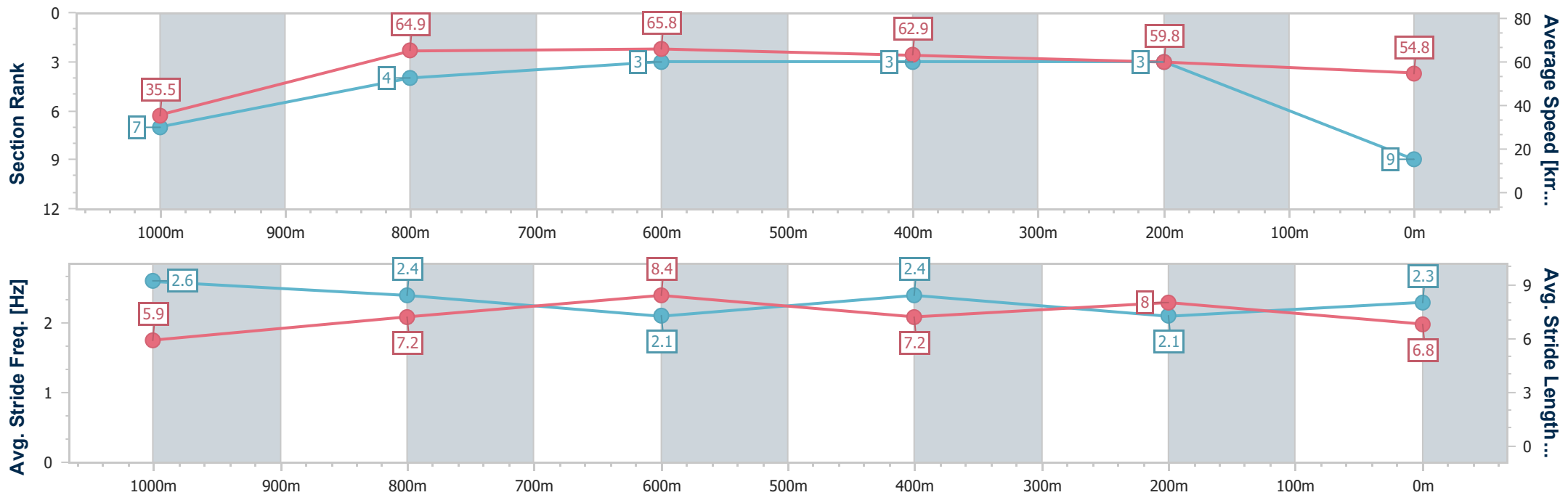
Race 2: QUEENSLAND COTTON BM70 Handicap - 1050m

11 March 2023 - 17:55



Track Rating: Soft 7, Weather: Overcast, Rail Position: +4.0m Entire

Section	Overall	1000m	800m	600m	400m	200m
Section Times	1:03.87 [9] (0:05.14)	0:58.73 [7] (0:11.24)	0:47.49 [4] (0:10.97)	0:36.52 [3] (0:11.43)	0:25.09 [3] (0:11.99)	0:13.10 [3] (0:13.10)
Average Speed [km/h]	35.5	64.9	65.8	62.9	59.8	54.8
Top Speed [km/h]	57.4	67.0	67.4	64.7	61.4	58.2
Avg. Dist. to Rail [m]	19.9	5.3	0.7	0.7	0.8	1.2
Avg. Stride Freq. [Hz]	2.6	2.4	2.1	2.4	2.1	2.3
Avg. Stride Length [m]	5.9	7.2	8.4	7.2	8.0	6.8



- [] Ranking at each section and finish
- .-.- No data available at this section
- NA No data available



Horse/Jockey Name	Wander
Final Rank	10
Fastest Section Time (Section)	0:05.47 (Overall)
Top Speed [km/h] (Section)	67.4 (800m)
Race State	Finished



Toowoomba QLD Professional

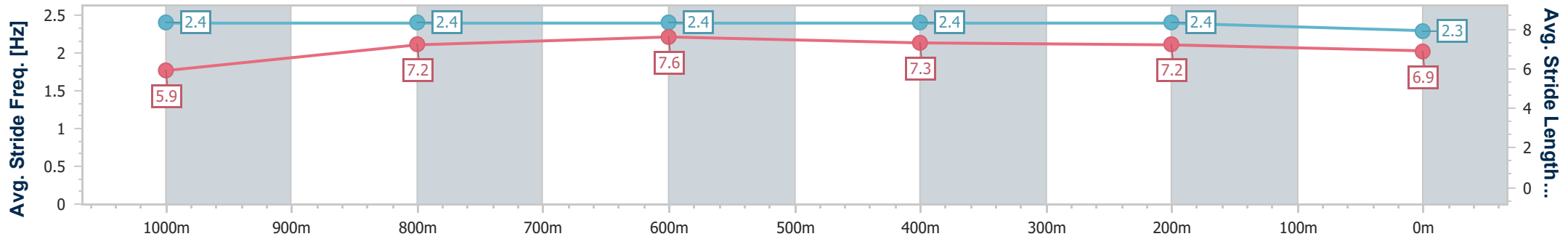
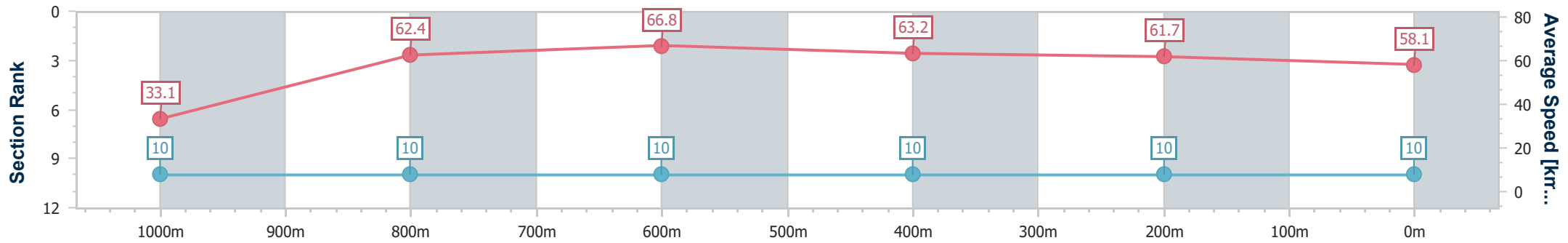
Race 2: QUEENSLAND COTTON BM70 Handicap - 1050m

11 March 2023 - 17:55



Track Rating: Soft 7, Weather: Overcast, Rail Position: +4.0m Entire

Section	Overall	1000m	800m	600m	400m	200m
Section Times	1:03.87 [10] (0:05.47)	0:58.40 [10] (0:11.70)	0:46.70 [10] (0:10.91)	0:35.79 [10] (0:11.68)	0:24.11 [10] (0:11.72)	0:12.39 [10] (0:12.39)
Average Speed [km/h]	33.1	62.4	66.8	63.2	61.7	58.1
Top Speed [km/h]	53.7	66.0	67.4	66.1	63.3	60.4
Avg. Dist. to Rail [m]	17.5	5.3	4.0	4.6	1.6	1.1
Avg. Stride Freq. [Hz]	2.4	2.4	2.4	2.4	2.4	2.3
Avg. Stride Length [m]	5.9	7.2	7.6	7.3	7.2	6.9



- [] Ranking at each section and finish
- .-.- No data available at this section
- NA No data available