



# Toowoomba QLD Professional

## Race 7: BROOKSTEAD FARMING Maiden Plate - 1640m

11 March 2023 - 20:45



Track Rating: Soft 7, Weather: Raining, Rail Position: +4.0m Entire

Section		Overall	1400m	1200m	1000m	800m	600m	400m	Last 600m				
Field Times		1:43.41 (0:16.23)	1:27.18 (0:11.27)	1:15.91 (0:11.73)	1:04.18 (0:12.35)	0:51.83 (0:12.77)	0:39.06 (0:13.14)	0:25.92 (0:13.03)	0:39.06				
Rank	TAB Horse/Jockey	Barrier	Top Speed [km/h]	Fastest Section	Distance Travelled [m]								
1	5 ROMAN DAGGER Gary Geran	10	65.9 Overall	0:11.70 1400m	1:43.41 [1] (0:16.58)	1:26.83 [7] (0:11.70)	1:15.13 [8] (0:11.80)	1:03.33 [7] (0:12.18)	0:51.15 [6] (0:12.50)	0:38.65 [5] (0:12.78)	0:25.87 [1] (0:12.98)	0:38.65	
2	3 MY WHISTLEBLOWER Jake Molloy	6	66.3 Overall	0:11.27 1400m	1:43.53 [2] (0:16.23)	1:27.30 [1] (0:11.27)	1:16.03 [1] (0:11.82)	1:04.21 [2] (0:12.30)	0:51.91 [2] (0:12.73)	0:39.18 [1] (0:13.14)	0:26.04 [2] (0:13.09)	0:39.18	-7
3	4 WHYTEEPEE Les Tilley	8	67.2 Overall	0:11.25 1400m	1:44.23 [3] (0:16.53)	1:27.70 [4] (0:11.25)	1:16.45 [4] (0:11.69)	1:04.76 [4] (0:12.40)	0:52.36 [4] (0:12.72)	0:39.64 [3] (0:13.17)	0:26.47 [4] (0:13.28)	0:39.64	-3
4	1 A DEVIL'S CHANCE Jackson Morris	12	64.4 Overall	0:11.63 1400m	1:44.30 [4] (0:17.01)	1:27.29 [9] (0:11.63)	1:15.66 [9] (0:11.98)	1:03.68 [9] (0:12.19)	0:51.49 [9] (0:12.51)	0:38.98 [9] (0:13.01)	0:25.97 [5] (0:13.06)	0:38.98	-1
5	6 DIAMONDSANDPEARLS Michael Murphy	7	66.9 Overall	0:11.65 1400m	1:45.22 [5] (0:16.48)	1:28.74 [3] (0:11.65)	1:17.09 [6] (0:11.80)	1:05.29 [6] (0:12.48)	0:52.81 [7] (0:12.51)	0:40.30 [7] (0:13.20)	0:27.10 [6] (0:13.35)	0:40.30	-9
6	2 FLETCHER'S MUTINY Nozi Tomizawa	4	66.7 Overall	0:11.47 1400m	1:45.28 [6] (0:16.72)	1:28.56 [8] (0:11.47)	1:17.09 [7] (0:12.04)	1:05.05 [8] (0:12.45)	0:52.60 [8] (0:12.39)	0:40.21 [8] (0:13.11)	0:27.10 [7] (0:13.31)	0:40.21	-8
7	7 DUCHESS BREE Montanna Savva	5	65.5 1400m	0:11.27 1400m	1:46.40 [7] (0:16.56)	1:29.84 [6] (0:11.27)	1:18.57 [5] (0:11.71)	1:06.86 [5] (0:12.30)	0:54.56 [3] (0:12.80)	0:41.76 [4] (0:13.15)	0:28.61 [3] (0:13.63)	0:41.76	-16
8	8 MISS MANILOW Karl Zechner	3	65.8 1400m	0:11.25 1400m	1:48.28 [8] (0:16.56)	1:31.72 [5] (0:11.25)	1:20.47 [3] (0:11.70)	1:08.77 [3] (0:12.52)	0:56.25 [5] (0:12.78)	0:43.47 [6] (0:13.62)	0:29.85 [9] (0:14.24)	0:43.47	-7
9	9 STEP LIVELY Matthew Powell	1	66.6 Overall	0:11.25 1400m	1:48.31 [9] (0:16.29)	1:32.02 [2] (0:11.25)	1:20.77 [2] (0:11.69)	1:09.08 [1] (0:12.35)	0:56.73 [1] (0:12.87)	0:43.86 [2] (0:13.71)	0:30.15 [8] (0:14.54)	0:43.86	-12

Scratched: Goombungee Lad (#11), Miss Mansfield (#10), Nothin' But Looks (#12)



# Toowoomba QLD Professional

## Race 7: BROOKSTEAD FARMING Maiden Plate - 1640m

11 March 2023 - 20:45



Track Rating: Soft 7, Weather: Raining, Rail Position: +4.0m Entire

Section							200m			Last 600m
Field Times							0:12.89			0:39.06
Rank	TAB	Horse/Jockey	Barrier	Top Speed [km/h]	Fastest Section	Margin				Distance Travelled [m]
1	5	<b>ROMAN DAGGER</b> Gary Geran	10	65.9 Overall	0:11.70 1400m	0:12.89 [1] (0:12.89)	1:43.41		0:38.65	
2	3	<b>MY WHISTLEBLOWER</b> Jake Molloy	6	66.3 Overall	0:11.27 1400m	0:12.95 [2] (0:12.95)	0.5L		0:39.18	-7
3	4	<b>WHYTEEPEE</b> Les Tilley	8	67.2 Overall	0:11.25 1400m	0:13.19 [3] (0:13.19)	4.5L		0:39.64	-3
4	1	<b>A DEVIL'S CHANCE</b> Jackson Morris	12	64.4 Overall	0:11.63 1400m	0:12.91 [4] (0:12.91)	4.9L		0:38.98	-1
5	6	<b>DIAMONDSANDPEARLS</b> Michael Murphy	7	66.9 Overall	0:11.65 1400m	0:13.75 [7] (0:13.75)	10.2L		0:40.30	-9
6	2	<b>FLETCHER'S MUTINY</b> Nozi Tomizawa	4	66.7 Overall	0:11.47 1400m	0:13.79 [6] (0:13.79)	10.5L		0:40.21	-8
7	7	<b>DUCHESS BREE</b> Montanna Savva	5	65.5 1400m	0:11.27 1400m	0:14.98 [5] (0:14.98)	17L		0:41.76	-16
8	8	<b>MISS MANILOW</b> Karl Zechner	3	65.8 1400m	0:11.25 1400m	0:15.61 [8] (0:15.61)	28L		0:43.47	-7
9	9	<b>STEP LIVELY</b> Matthew Powell	1	66.6 Overall	0:11.25 1400m	0:15.61 [9] (0:15.61)	28.2L		0:43.86	-12

Scratched: Goombungee Lad (#11), Miss Mansfield (#10), Nothin' But Looks (#12)



Horse/Jockey Name	Roman Dagger
Final Rank	1
Fastest Section Time (Section)	0:11.70 (1400m)
Top Speed [km/h] (Section)	65.9 (Overall)
Race State	Finished



### Toowoomba QLD Professional

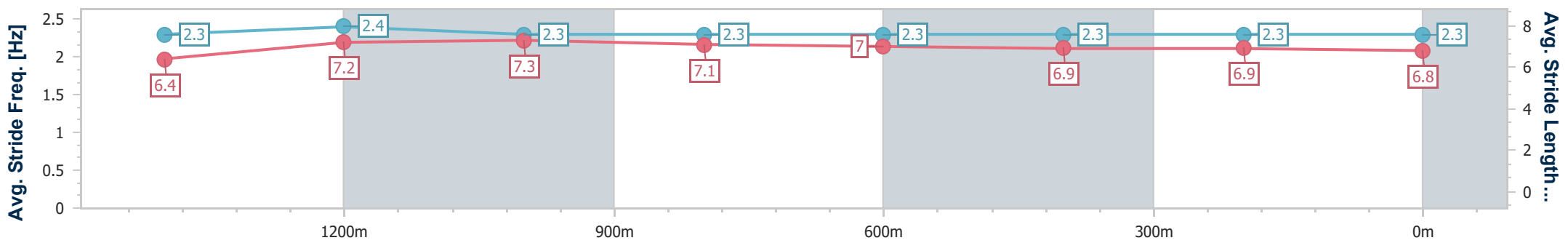
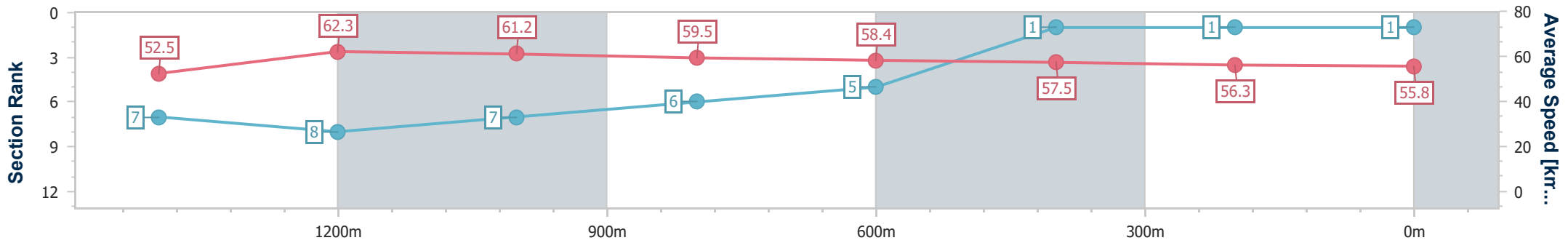
### Race 7: BROOKSTEAD FARMING Maiden Plate - 1640m

11 March 2023 - 20:45



Track Rating: Soft 7, Weather: Raining, Rail Position: +4.0m Entire

Section	Overall	1400m	1200m	1000m	800m	600m	400m	200m
Section Times	1:43.41 [1] (0:16.58)	1:26.83 [7] (0:11.70)	1:15.13 [8] (0:11.80)	1:03.33 [7] (0:12.18)	0:51.15 [6] (0:12.50)	0:38.65 [5] (0:12.78)	0:25.87 [1] (0:12.98)	0:12.89 [1] (0:12.89)
Average Speed [km/h]	52.5	62.3	61.2	59.5	58.4	57.5	56.3	55.8
Top Speed [km/h]	65.9	65.2	62.9	60.7	59.6	58.3	57.2	56.6
Avg. Dist. to Rail [m]	4.9	2.2	2.6	1.3	4.0	3.9	4.1	2.3
Avg. Stride Freq. [Hz]	2.3	2.4	2.3	2.3	2.3	2.3	2.3	2.3
Avg. Stride Length [m]	6.4	7.2	7.3	7.1	7.0	6.9	6.9	6.8



- [ ] Ranking at each section and finish
- .-.- No data available at this section
- NA No data available



Horse/Jockey Name	My Whistleblower
Final Rank	2
Fastest Section Time (Section)	0:11.27 (1400m)
Top Speed [km/h] (Section)	66.3 (Overall)
Race State	Finished



Toowoomba QLD Professional

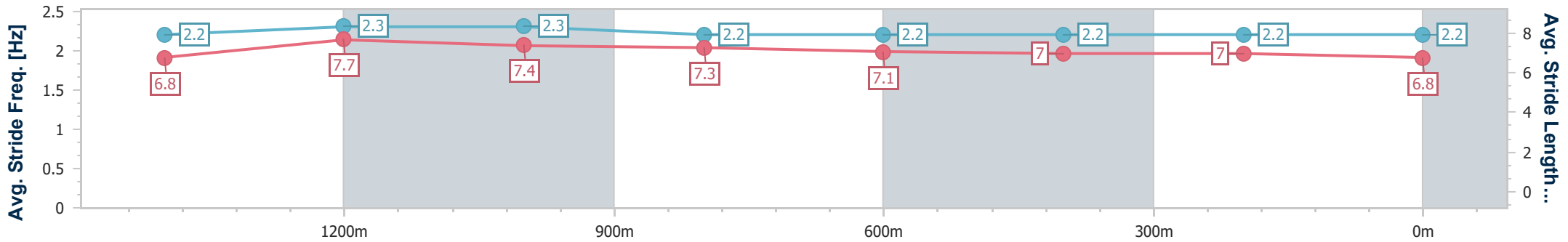
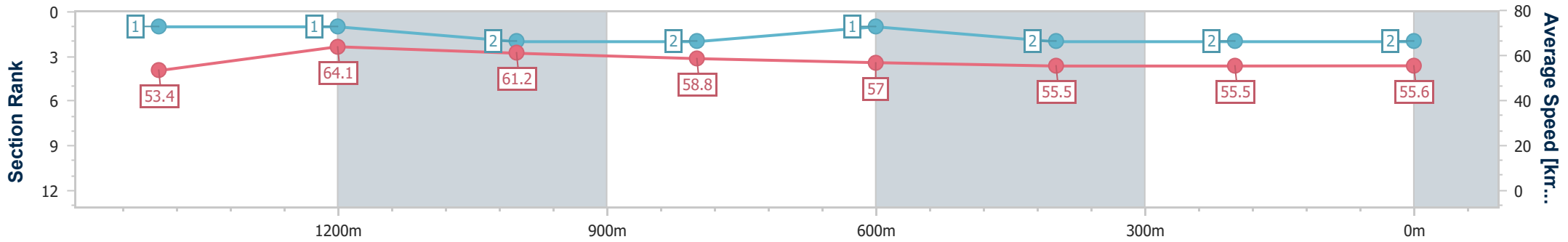
Race 7: BROOKSTEAD FARMING Maiden Plate - 1640m

11 March 2023 - 20:45



Track Rating: Soft 7, Weather: Raining, Rail Position: +4.0m Entire

Section	Overall	1400m	1200m	1000m	800m	600m	400m	200m
Section Times	1:43.53 [2] (0:16.23)	1:27.30 [1] (0:11.27)	1:16.03 [1] (0:11.82)	1:04.21 [2] (0:12.30)	0:51.91 [2] (0:12.73)	0:39.18 [1] (0:13.14)	0:26.04 [2] (0:13.09)	0:12.95 [2] (0:12.95)
Average Speed [km/h]	53.4	64.1	61.2	58.8	57.0	55.5	55.5	55.6
Top Speed [km/h]	66.3	66.3	62.4	60.1	58.1	57.4	57.0	57.0
Avg. Dist. to Rail [m]	2.8	1.1	2.0	1.6	2.8	2.6	1.9	0.5
Avg. Stride Freq. [Hz]	2.2	2.3	2.3	2.2	2.2	2.2	2.2	2.2
Avg. Stride Length [m]	6.8	7.7	7.4	7.3	7.1	7.0	7.0	6.8



- [ ] Ranking at each section and finish
- .-.- No data available at this section
- NA No data available



Horse/Jockey Name	Whyteepee
Final Rank	3
Fastest Section Time (Section)	0:11.25 (1400m)
Top Speed [km/h] (Section)	67.2 (Overall)
Race State	Finished



Toowoomba QLD Professional

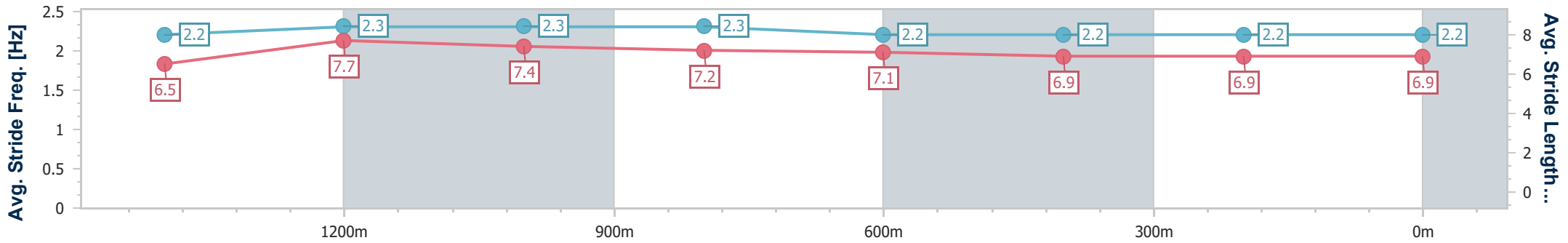
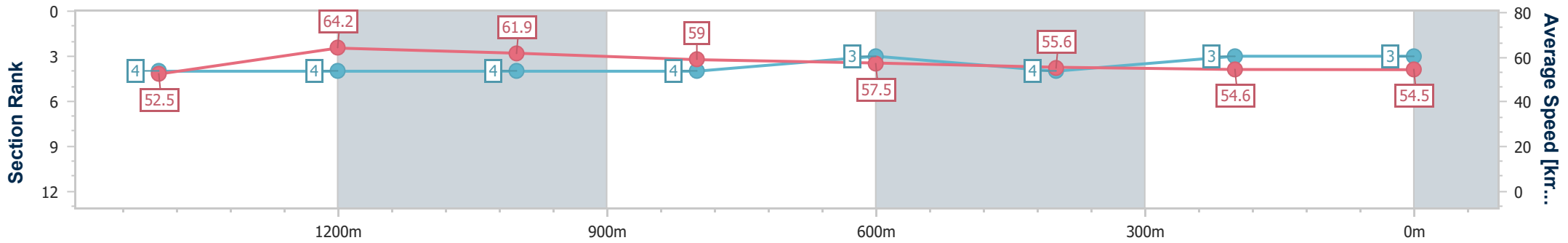
Race 7: BROOKSTEAD FARMING Maiden Plate - 1640m

11 March 2023 - 20:45



Track Rating: Soft 7, Weather: Raining, Rail Position: +4.0m Entire

Section	Overall	1400m	1200m	1000m	800m	600m	400m	200m
Section Times	1:44.23 [3] (0:16.53)	1:27.70 [4] (0:11.25)	1:16.45 [4] (0:11.69)	1:04.76 [4] (0:12.40)	0:52.36 [4] (0:12.72)	0:39.64 [3] (0:13.17)	0:26.47 [4] (0:13.28)	0:13.19 [3] (0:13.19)
Average Speed [km/h]	52.5	64.2	61.9	59.0	57.5	55.6	54.6	54.5
Top Speed [km/h]	67.2	67.0	63.0	60.7	58.7	56.9	55.3	55.6
Avg. Dist. to Rail [m]	4.0	1.2	4.4	4.2	4.8	3.6	1.8	3.9
Avg. Stride Freq. [Hz]	2.2	2.3	2.3	2.3	2.2	2.2	2.2	2.2
Avg. Stride Length [m]	6.5	7.7	7.4	7.2	7.1	6.9	6.9	6.9



- [ ] Ranking at each section and finish
- .-.- No data available at this section
- NA No data available



Horse/Jockey Name	A Devil's Chance
Final Rank	4
Fastest Section Time (Section)	0:11.63 (1400m)
Top Speed [km/h] (Section)	64.4 (Overall)
Race State	Finished



Toowoomba QLD Professional

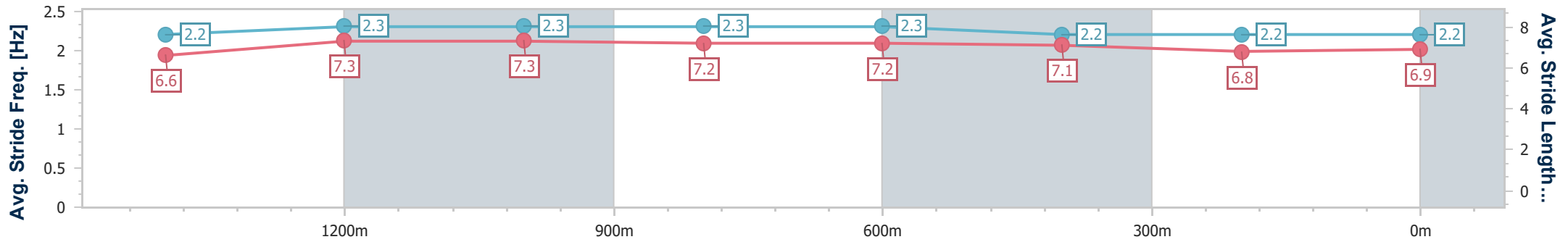
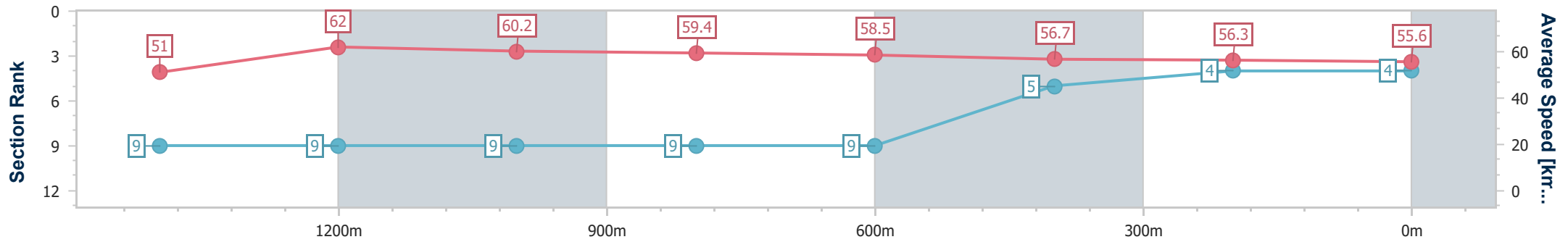
Race 7: BROOKSTEAD FARMING Maiden Plate - 1640m

11 March 2023 - 20:45



Track Rating: Soft 7, Weather: Raining, Rail Position: +4.0m Entire

Section	Overall	1400m	1200m	1000m	800m	600m	400m	200m
Section Times	1:44.30 [4] (0:17.01)	1:27.29 [9] (0:11.63)	1:15.66 [9] (0:11.98)	1:03.68 [9] (0:12.19)	0:51.49 [9] (0:12.51)	0:38.98 [9] (0:13.01)	0:25.97 [5] (0:13.06)	0:12.91 [4] (0:12.91)
Average Speed [km/h]	51.0	62.0	60.2	59.4	58.5	56.7	56.3	55.6
Top Speed [km/h]	64.4	63.9	60.9	61.2	59.2	57.8	58.0	57.0
Avg. Dist. to Rail [m]	4.0	1.2	2.4	1.7	4.8	5.0	5.8	5.6
Avg. Stride Freq. [Hz]	2.2	2.3	2.3	2.3	2.3	2.2	2.2	2.2
Avg. Stride Length [m]	6.6	7.3	7.3	7.2	7.2	7.1	6.8	6.9



- [ ] Ranking at each section and finish
- .-.- No data available at this section
- NA No data available



Horse/Jockey Name	Diamondsandpearls
Final Rank	5
Fastest Section Time (Section)	0:11.65 (1400m)
Top Speed [km/h] (Section)	66.9 (Overall)
Race State	Finished



Toowoomba QLD Professional

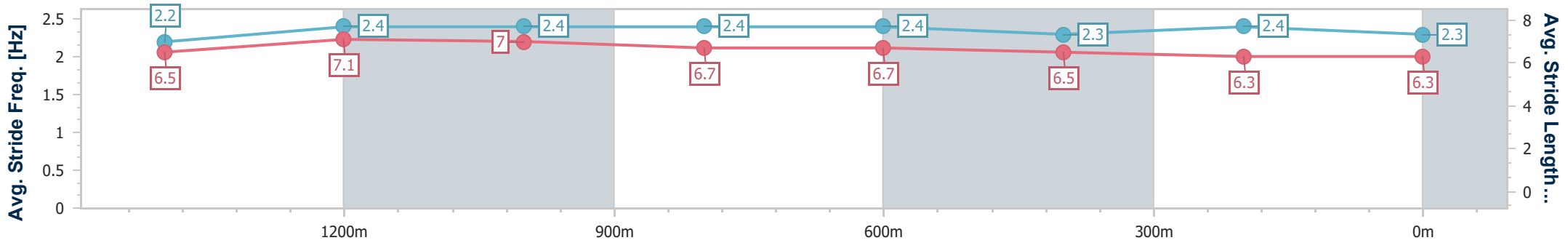
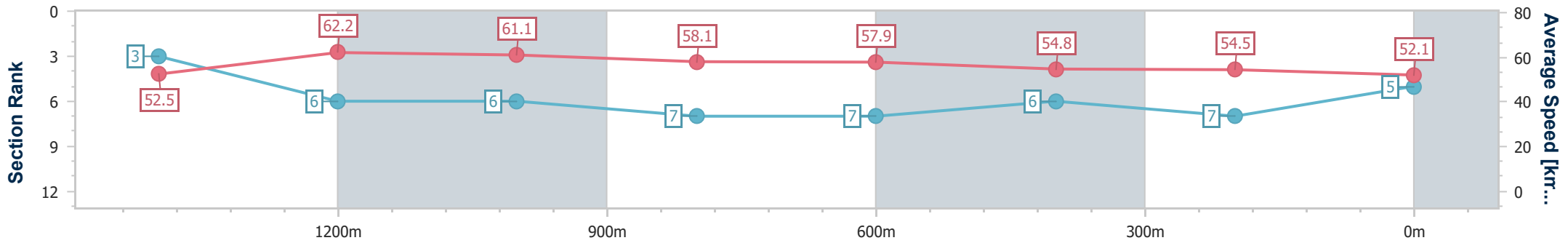
Race 7: BROOKSTEAD FARMING Maiden Plate - 1640m

11 March 2023 - 20:45



Track Rating: Soft 7, Weather: Raining, Rail Position: +4.0m Entire

Section	Overall	1400m	1200m	1000m	800m	600m	400m	200m
Section Times	1:45.22 [5] (0:16.48)	1:28.74 [3] (0:11.65)	1:17.09 [6] (0:11.80)	1:05.29 [6] (0:12.48)	0:52.81 [7] (0:12.51)	0:40.30 [7] (0:13.20)	0:27.10 [6] (0:13.35)	0:13.75 [7] (0:13.75)
Average Speed [km/h]	52.5	62.2	61.1	58.1	57.9	54.8	54.5	52.1
Top Speed [km/h]	66.9	65.5	62.2	61.1	59.6	56.6	56.5	54.2
Avg. Dist. to Rail [m]	2.5	1.2	2.7	2.0	1.2	0.8	3.0	2.6
Avg. Stride Freq. [Hz]	2.2	2.4	2.4	2.4	2.4	2.3	2.4	2.3
Avg. Stride Length [m]	6.5	7.1	7.0	6.7	6.7	6.5	6.3	6.3



- [ ] Ranking at each section and finish
- .-.- No data available at this section
- NA No data available



Horse/Jockey Name	Fletcher's Mutiny
Final Rank	6
Fastest Section Time (Section)	0:11.47 (1400m)
Top Speed [km/h] (Section)	66.7 (Overall)
Race State	Finished



Toowoomba QLD Professional

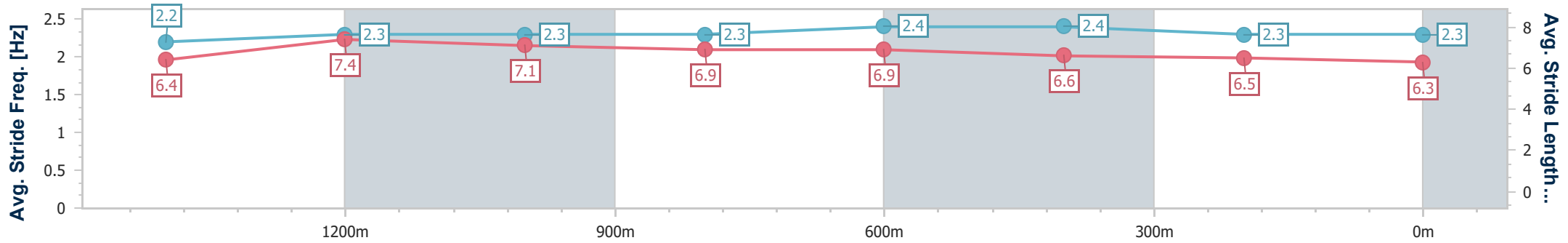
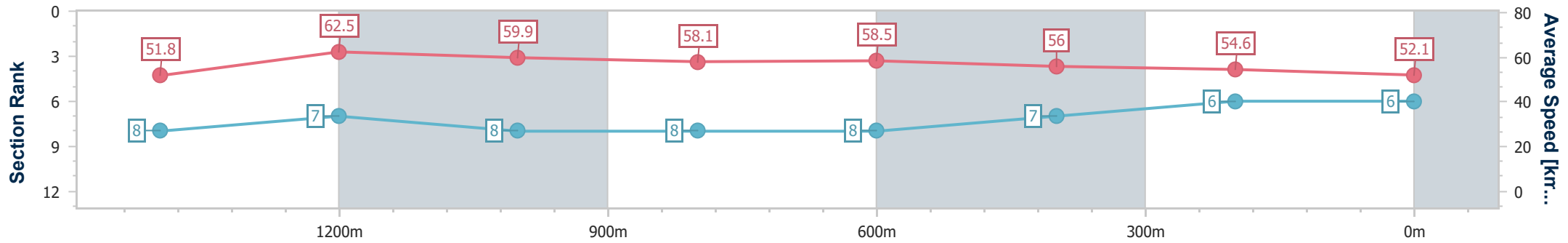
Race 7: BROOKSTEAD FARMING Maiden Plate - 1640m

11 March 2023 - 20:45



Track Rating: Soft 7, Weather: Raining, Rail Position: +4.0m Entire

Section	Overall	1400m	1200m	1000m	800m	600m	400m	200m
Section Times	1:45.28 [6] (0:16.72)	1:28.56 [8] (0:11.47)	1:17.09 [7] (0:12.04)	1:05.05 [8] (0:12.45)	0:52.60 [8] (0:12.39)	0:40.21 [8] (0:13.11)	0:27.10 [7] (0:13.31)	0:13.79 [6] (0:13.79)
Average Speed [km/h]	51.8	62.5	59.9	58.1	58.5	56.0	54.6	52.1
Top Speed [km/h]	66.7	66.0	61.1	60.0	59.4	57.5	55.8	54.4
Avg. Dist. to Rail [m]	2.7	0.9	1.4	1.1	2.8	3.4	3.1	4.8
Avg. Stride Freq. [Hz]	2.2	2.3	2.3	2.3	2.4	2.4	2.3	2.3
Avg. Stride Length [m]	6.4	7.4	7.1	6.9	6.9	6.6	6.5	6.3



- [ ] Ranking at each section and finish
- .-.- No data available at this section
- NA No data available





Horse/Jockey Name	Duchess Bree
Final Rank	7
Fastest Section Time (Section)	0:11.27 (1400m)
Top Speed [km/h] (Section)	65.5 (1400m)
Race State	Finished



Toowoomba QLD Professional

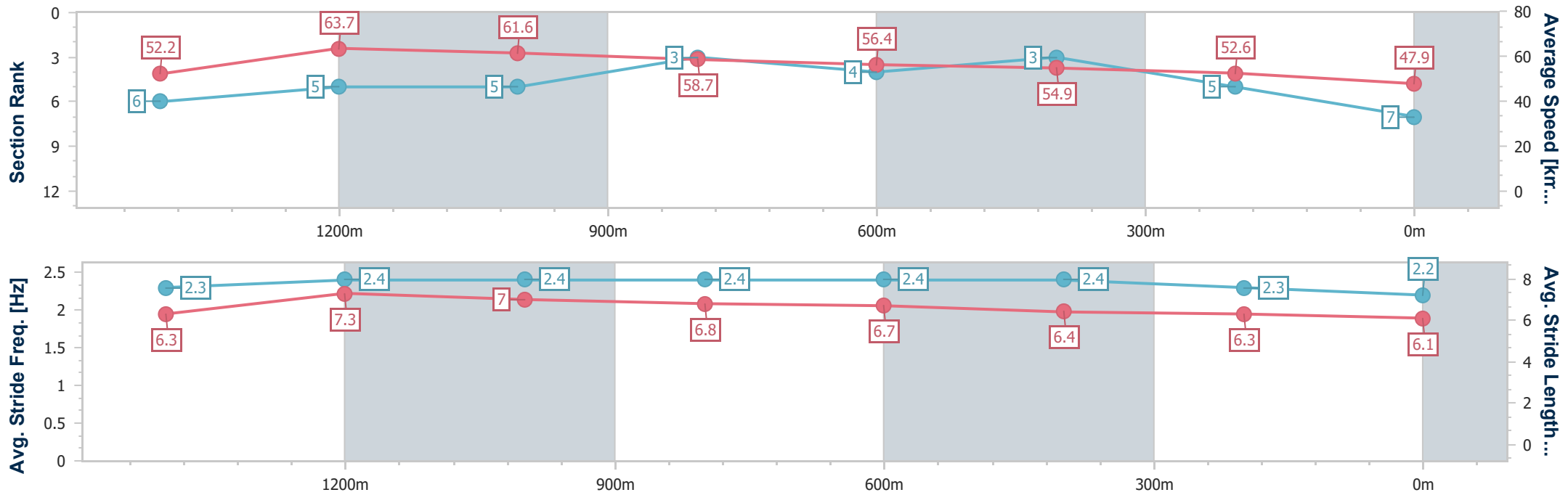
Race 7: BROOKSTEAD FARMING Maiden Plate - 1640m

11 March 2023 - 20:45



Track Rating: Soft 7, Weather: Raining, Rail Position: +4.0m Entire

Section	Overall	1400m	1200m	1000m	800m	600m	400m	200m					
Section Times	1:46.40 [7] (0:16.56)	1:29.84 [6] (0:11.27)	1:18.57 [5] (0:11.71)	1:06.86 [5] (0:12.30)	0:54.56 [3] (0:12.80)	0:41.76 [4] (0:13.15)	0:28.61 [3] (0:13.63)	0:14.98 [5] (0:14.98)					
Average Speed [km/h]	52.2	63.7	61.6	58.7	56.4	54.9	52.6	47.9					
Top Speed [km/h]	65.5	65.5	63.5	59.9	57.8	55.8	54.6	50.7					
Avg. Dist. to Rail [m]	2.4	0.8	1.5	0.9	1.0	0.8	0.9	0.6					
Avg. Stride Freq. [Hz]	2.3	2.4	2.4	2.4	2.4	2.4	2.3	2.2					
Avg. Stride Length [m]	6.3	7.3	7.0	6.8	6.7	6.4	6.3	6.1					



- [ ] Ranking at each section and finish
- .-.- No data available at this section
- NA No data available



Horse/Jockey Name	Miss Manilow
Final Rank	8
Fastest Section Time (Section)	0:11.25 (1400m)
Top Speed [km/h] (Section)	65.8 (1400m)
Race State	Finished



Toowoomba QLD Professional

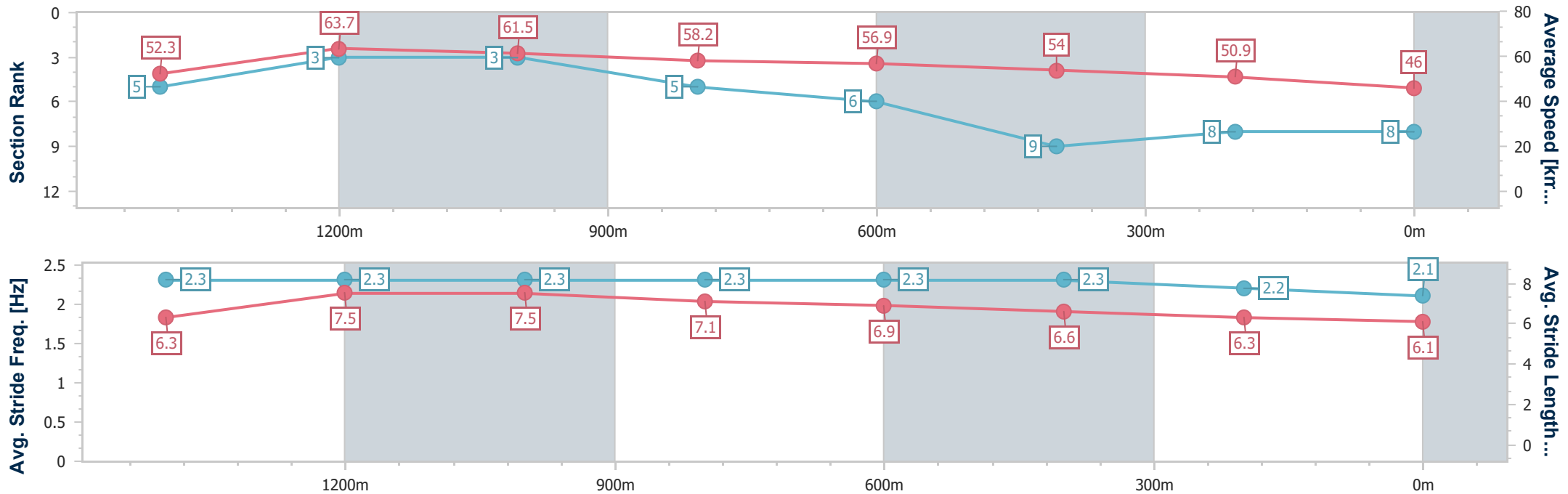
Race 7: BROOKSTEAD FARMING Maiden Plate - 1640m

11 March 2023 - 20:45



Track Rating: Soft 7, Weather: Raining, Rail Position: +4.0m Entire

Section	Overall	1400m	1200m	1000m	800m	600m	400m	200m					
Section Times	1:48.28 [8] (0:16.56)	1:31.72 [5] (0:11.25)	1:20.47 [3] (0:11.70)	1:08.77 [3] (0:12.52)	0:56.25 [5] (0:12.78)	0:43.47 [6] (0:13.62)	0:29.85 [9] (0:14.24)	0:15.61 [8] (0:15.61)					
Average Speed [km/h]	52.3	63.7	61.5	58.2	56.9	54.0	50.9	46.0					
Top Speed [km/h]	65.8	65.8	63.5	59.7	58.3	56.2	52.6	48.1					
Avg. Dist. to Rail [m]	2.2	0.9	2.1	2.7	3.8	4.0	2.6	4.5					
Avg. Stride Freq. [Hz]	2.3	2.3	2.3	2.3	2.3	2.3	2.2	2.1					
Avg. Stride Length [m]	6.3	7.5	7.5	7.1	6.9	6.6	6.3	6.1					



- [ ] Ranking at each section and finish
- .-.- No data available at this section
- NA No data available



Horse/Jockey Name	Step Lively
Final Rank	9
Fastest Section Time (Section)	0:11.25 (1400m)
Top Speed [km/h] (Section)	66.6 (Overall)
Race State	Finished



Toowoomba QLD Professional

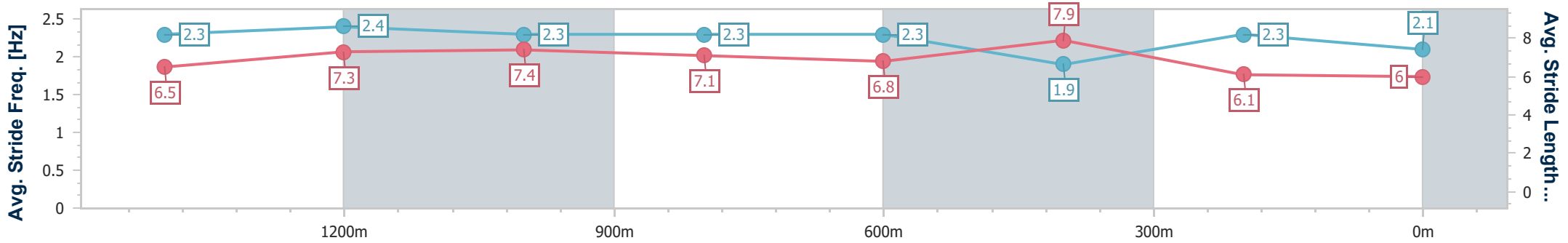
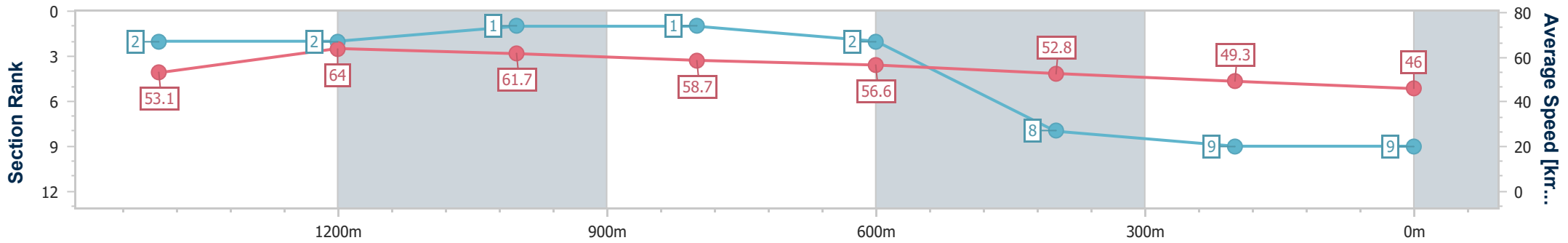
Race 7: BROOKSTEAD FARMING Maiden Plate - 1640m

11 March 2023 - 20:45



Track Rating: Soft 7, Weather: Raining, Rail Position: +4.0m Entire

Section	Overall	1400m	1200m	1000m	800m	600m	400m	200m				
Section Times	1:48.31 [9] (0:16.29)	1:32.02 [2] (0:11.25)	1:20.77 [2] (0:11.69)	1:09.08 [1] (0:12.35)	0:56.73 [1] (0:12.87)	0:43.86 [2] (0:13.71)	0:30.15 [8] (0:14.54)	0:15.61 [9] (0:15.61)				
Average Speed [km/h]	53.1	64.0	61.7	58.7	56.6	52.8	49.3	46.0				
Top Speed [km/h]	66.6	65.9	63.0	60.3	58.2	55.3	51.1	48.5				
Avg. Dist. to Rail [m]	1.6	0.6	1.6	2.3	3.7	1.6	1.1	0.6				
Avg. Stride Freq. [Hz]	2.3	2.4	2.3	2.3	2.3	1.9	2.3	2.1				
Avg. Stride Length [m]	6.5	7.3	7.4	7.1	6.8	7.9	6.1	6.0				



- [ ] Ranking at each section and finish
- .-.- No data available at this section
- NA No data available