



Sunshine Coast QLD Professional
Race 5: SCANLANS ENGINEERING BUNDABERG BM65 Handicap - 1600m
12 March 2023 - 14:50



Track Rating: Good 4, Weather: Fine, Rail Position: +3m Entire

Section													Overall	1400m	1200m	1000m	800m	600m	400m	Last 600m
Field Times													1:36.70 (0:13.16)	1:23.54 (0:10.93)	1:12.61 (0:10.97)	1:01.64 (0:11.72)	0:49.92 (0:12.41)	0:37.51 (0:12.21)	0:25.30 (0:12.37)	0:37.51
Rank	TAB	Horse/Jockey	Barrier	Top Speed [km/h]	Fastest Section								Distance Travelled [m]							
1	9	ROMAN HEIR Tegan Harrison	1	66.6 1400m	0:11.11 1400m	1:36.70 [1] (0:13.57)	1:23.13 [8] (0:11.11)	1:12.02 [7] (0:11.37)	1:00.65 [6] (0:11.77)	0:48.88 [6] (0:12.04)	0:36.84 [6] (0:12.06)	0:24.78 [5] (0:11.94)	0:36.84							
2	5	COUNT ON ME James Orman	3	66.8 1400m	0:11.06 1400m	1:36.77 [2] (0:13.38)	1:23.39 [4] (0:11.06)	1:12.33 [5] (0:11.36)	1:00.97 [5] (0:11.90)	0:49.07 [5] (0:12.17)	0:36.90 [5] (0:12.15)	0:24.75 [4] (0:12.00)	0:36.90	+3						
3	2	CHOIR BOY Jake Molloy	11	67.2 1400m	0:11.10 1400m	1:36.90 [3] (0:13.47)	1:23.43 [6] (0:11.10)	1:12.33 [6] (0:11.43)	1:00.90 [7] (0:11.79)	0:49.11 [7] (0:12.24)	0:36.87 [8] (0:12.08)	0:24.79 [7] (0:12.00)	0:36.87	+1						
4	11	AMBER BLONDE Samantha Collett	5	66.1 1400m	0:11.19 1400m	1:36.91 [4] (0:13.85)	1:23.06 [10] (0:11.19)	1:11.87 [9] (0:11.45)	1:00.42 [8] (0:11.66)	0:48.76 [8] (0:11.94)	0:36.82 [7] (0:12.08)	0:24.74 [6] (0:12.06)	0:36.82	-2						
5	7	CRITICAL THINKER Adam Sewell	7	69.7 Overall	0:10.97 1400m	1:37.34 [5] (0:13.16)	1:24.18 [2] (0:10.97)	1:13.21 [2] (0:11.28)	1:01.93 [3] (0:11.59)	0:50.34 [3] (0:12.19)	0:38.15 [2] (0:12.21)	0:25.94 [1] (0:12.37)	0:38.15	+4						
6	10	WAYLAID Andrew Spinks	2	66.8 1400m	0:11.10 1400m	1:38.38 [6] (0:13.28)	1:25.10 [3] (0:11.10)	1:14.00 [4] (0:11.26)	1:02.74 [4] (0:11.67)	0:51.07 [4] (0:12.16)	0:38.91 [4] (0:12.21)	0:26.70 [3] (0:12.55)	0:38.91	+0						
7	3	LIABILITY Jag Guthmann-Chester	4	68.4 Overall	0:10.93 1400m	1:38.39 [7] (0:13.16)	1:25.23 [1] (0:10.93)	1:14.30 [1] (0:11.20)	1:03.10 [2] (0:11.74)	0:51.36 [2] (0:12.19)	0:39.17 [1] (0:12.23)	0:26.94 [2] (0:12.67)	0:39.17	+0						
8	8	WOWIT'S WILLYWONKA Cody Collis	10	65.8 Overall	0:11.39 1400m	1:39.58 [8] (0:13.55)	1:26.03 [7] (0:11.39)	1:14.64 [8] (0:11.53)	1:03.11 [9] (0:11.88)	0:51.23 [9] (0:11.94)	0:39.29 [9] (0:12.25)	0:27.04 [9] (0:12.91)	0:39.29	+0						
9	12	SHADIE MILLY Karl Zechner	9	65.5 1400m	0:11.40 1400m	1:40.05 [9] (0:13.80)	1:26.25 [9] (0:11.40)	1:14.85 [10] (0:11.59)	1:03.26 [10] (0:11.78)	0:51.48 [10] (0:12.09)	0:39.39 [10] (0:12.24)	0:27.15 [10] (0:12.77)	0:39.39	-1						
10	6	SARODEC Tiffani Brooker	12	68.8 1400m	0:10.78 1400m	1:46.54 [10] (0:13.34)	1:33.20 [5] (0:10.78)	1:22.42 [3] (0:10.94)	1:11.48 [1] (0:11.72)	0:59.76 [1] (0:12.49)	0:47.27 [3] (0:12.86)	0:34.41 [8] (0:13.99)	0:47.27	+0						

Scratched: Realaide (#1), Rebel News (#4)

[] Ranking at each section and finish
 :---: No data available at this section
 NA No data available

SCN Saddle cloth number
 DNF Did not finish
 DNT Did not track



Sunshine Coast QLD Professional
Race 5: SCANLANS ENGINEERING BUNDABERG BM65 Handicap - 1600m
12 March 2023 - 14:50



Track Rating: Good 4, Weather: Fine, Rail Position: +3m Entire

Section				200m				Last 600m	
Field Times				0:12.93 (0:12.93)				0:37.51	
Rank	TAB	Horse/Jockey	Barrier	Top Speed [km/h]	Fastest Section	Margin			Distance Travelled [m]
1	9	ROMAN HEIR Tegan Harrison	1	66.6 1400m	0:11.11 1400m	0:12.84 [2] (0:12.84)	1:36.70		0:36.84
2	5	COUNT ON ME James Orman	3	66.8 1400m	0:11.06 1400m	0:12.75 [3] (0:12.75)	0.3L		0:36.90 +3
3	2	CHOIR BOY Jake Molloy	11	67.2 1400m	0:11.10 1400m	0:12.79 [7] (0:12.79)	0.8L		0:36.87 +1
4	11	AMBER BLONDE Samantha Collett	5	66.1 1400m	0:11.19 1400m	0:12.68 [5] (0:12.68)	0.9L		0:36.82 -2
5	7	CRITICAL THINKER Adam Sewell	7	69.7 Overall	0:10.97 1400m	0:13.57 [1] (0:13.57)	3.4L		0:38.15 +4
6	10	WAYLAID Andrew Spinks	2	66.8 1400m	0:11.10 1400m	0:14.15 [6] (0:14.15)	9.4L		0:38.91 +0
7	3	LIABILITY Jag Guthmann-Chester	4	68.4 Overall	0:10.93 1400m	0:14.27 [4] (0:14.27)	9.5L		0:39.17 +0
8	8	WOWIT'S WILLYWONKA Cody Collis	10	65.8 Overall	0:11.39 1400m	0:14.13 [8] (0:14.13)	16.5L		0:39.29 +0
9	12	SHADIE MILLY Karl Zechner	9	65.5 1400m	0:11.40 1400m	0:14.38 [9] (0:14.38)	19L		0:39.39 -1
10	6	SARODEC Tiffani Brooker	12	68.8 1400m	0:10.78 1400m	0:20.42 [10] (0:20.42)	57L		0:47.27 +0

Scratched: Realaide (#1), Rebel News (#4)

Report Created: Sun 12 March 2023 15:13 GMT+10 (Note: Timing is based on position data)

Page 2/12

[] Ranking at each section and finish
 -:-:- No data available at this section
 NA No data available

SCN Saddle cloth number
 DNF Did not finish
 DNT Did not track

data processed by TRIPLESDATA



Horse/Jockey Name	Roman Heir
Final Rank	1
Fastest Section Time (Section)	0:11.11 (1400m)
Top Speed [km/h] (Section)	66.6 (1400m)
Race State	Finished

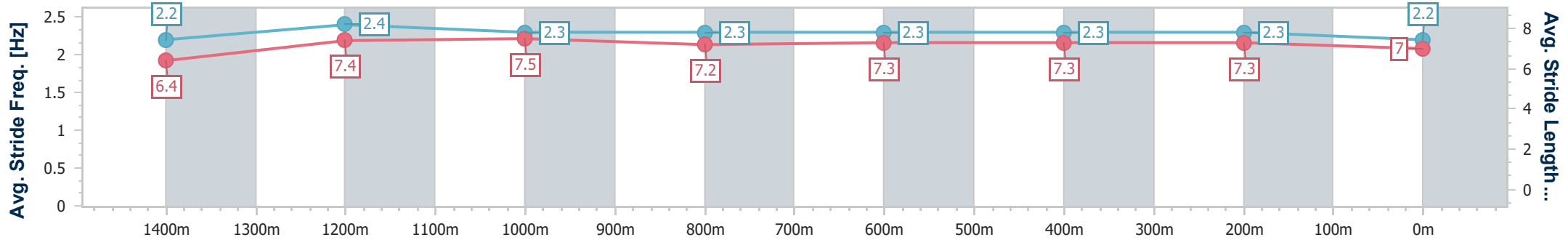
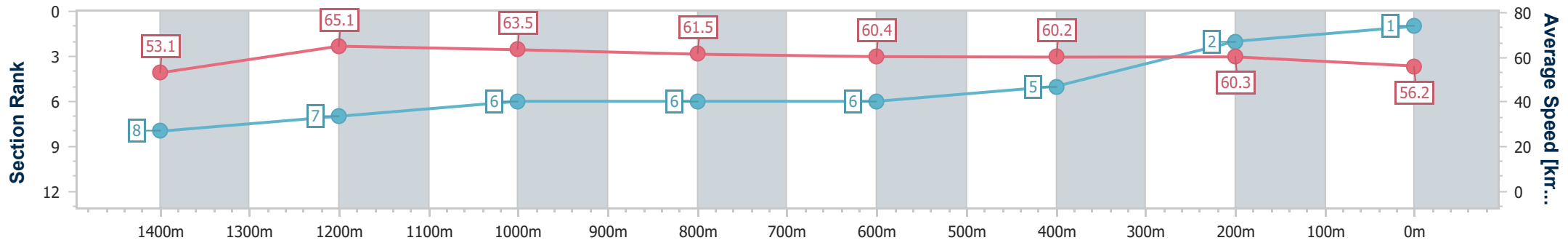


Sunshine Coast QLD Professional
 Race 5: SCANLANS ENGINEERING BUNDABERG BM65
 Handicap - 1600m
 12 March 2023 - 14:50



Track Rating: Good 4, Weather: Fine, Rail Position: +3m Entire

Section	Overall	1400m	1200m	1000m	800m	600m	400m	200m
Section Times	1:36.70 [1] (0:13.57)	1:23.13 [8] (0:11.11)	1:12.02 [7] (0:11.37)	1:00.65 [6] (0:11.77)	0:48.88 [6] (0:12.04)	0:36.84 [6] (0:12.06)	0:24.78 [5] (0:11.94)	0:12.84 [2] (0:12.84)
Average Speed [km/h]	53.1	65.1	63.5	61.5	60.4	60.2	60.3	56.2
Top Speed [km/h]	66.6	66.6	65.2	63.8	61.1	60.8	61.1	59.4
Avg. Dist. to Rail [m]	3.2	2.9	2.7	2.3	1.8	1.4	4.0	5.2
Avg. Stride Freq. [Hz]	2.2	2.4	2.3	2.3	2.3	2.3	2.3	2.2
Avg. Stride Length [m]	6.4	7.4	7.5	7.2	7.3	7.3	7.3	7.0



- [] Ranking at each section and finish
- .-.- No data available at this section
- NA No data available



Horse/Jockey Name	Count On Me
Final Rank	2
Fastest Section Time (Section)	0:11.06 (1400m)
Top Speed [km/h] (Section)	66.8 (1400m)
Race State	Finished

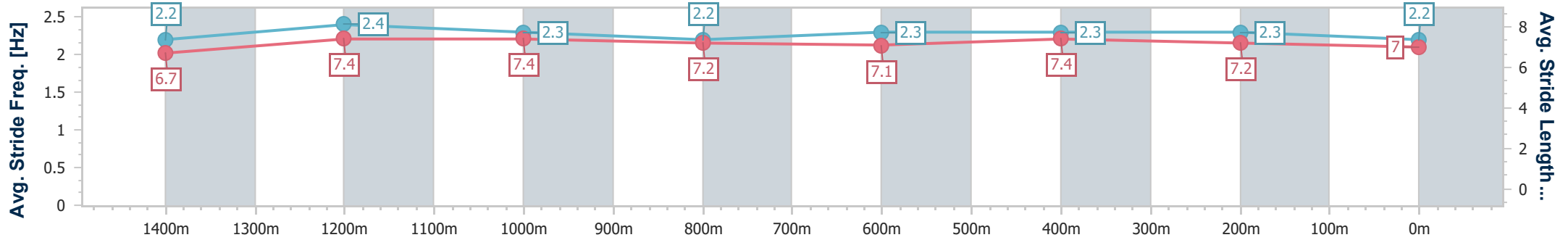
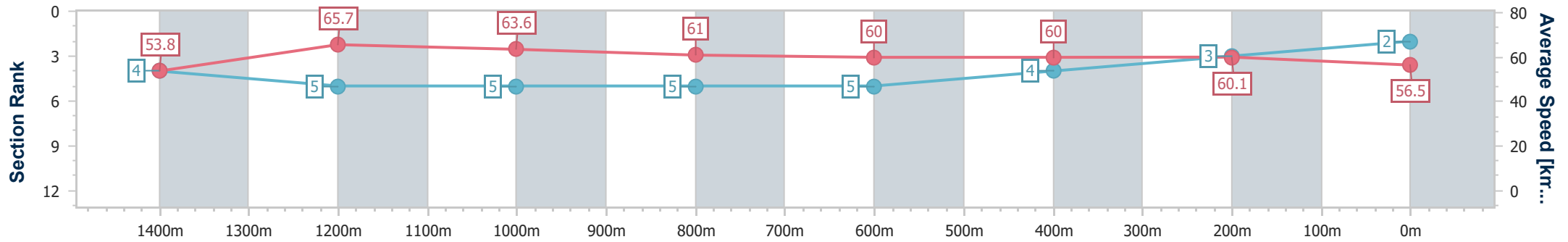


Sunshine Coast QLD Professional
 Race 5: SCANLANS ENGINEERING BUNDABERG BM65
 Handicap - 1600m
 12 March 2023 - 14:50



Track Rating: Good 4, Weather: Fine, Rail Position: +3m Entire

Section	Overall	1400m	1200m	1000m	800m	600m	400m	200m
Section Times	1:36.77 [2] (0:13.38)	1:23.39 [4] (0:11.06)	1:12.33 [5] (0:11.36)	1:00.97 [5] (0:11.90)	0:49.07 [5] (0:12.17)	0:36.90 [5] (0:12.15)	0:24.75 [4] (0:12.00)	0:12.75 [3] (0:12.75)
Average Speed [km/h]	53.8	65.7	63.6	61.0	60.0	60.0	60.1	56.5
Top Speed [km/h]	65.7	66.8	65.2	61.8	61.3	61.0	60.7	59.5
Avg. Dist. to Rail [m]	5.3	3.6	3.4	3.1	2.6	2.3	5.7	7.9
Avg. Stride Freq. [Hz]	2.2	2.4	2.3	2.2	2.3	2.3	2.3	2.2
Avg. Stride Length [m]	6.7	7.4	7.4	7.2	7.1	7.4	7.2	7.0



- [] Ranking at each section and finish
- .-.- No data available at this section
- NA No data available



Horse/Jockey Name	Choir Boy
Final Rank	3
Fastest Section Time (Section)	0:11.10 (1400m)
Top Speed [km/h] (Section)	67.2 (1400m)
Race State	Finished

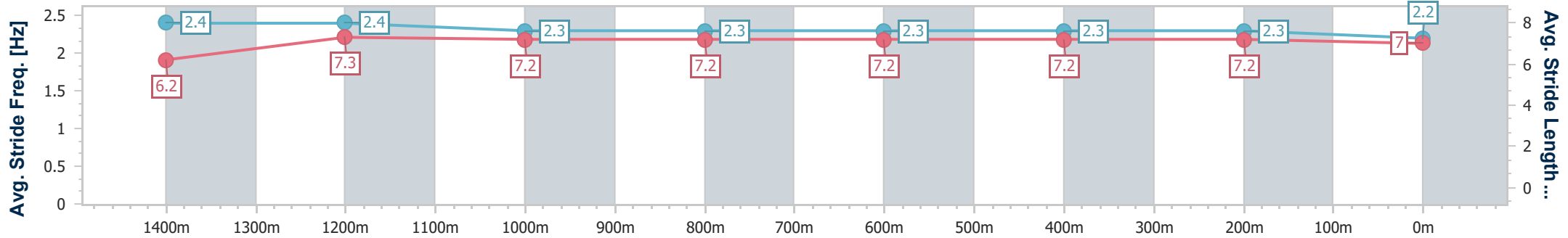
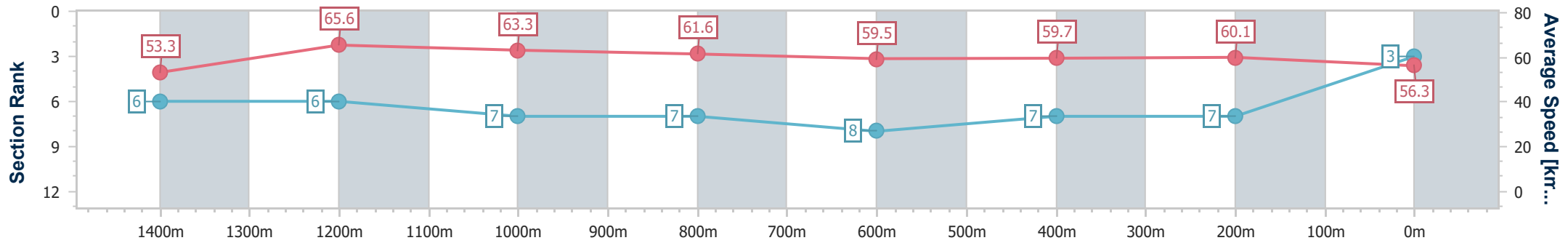


Sunshine Coast QLD Professional
 Race 5: SCANLANS ENGINEERING BUNDABERG BM65
 Handicap - 1600m
 12 March 2023 - 14:50



Track Rating: Good 4, Weather: Fine, Rail Position: +3m Entire

Section	Overall	1400m	1200m	1000m	800m	600m	400m	200m
Section Times	1:36.90 [3] (0:13.47)	1:23.43 [6] (0:11.10)	1:12.33 [6] (0:11.43)	1:00.90 [7] (0:11.79)	0:49.11 [7] (0:12.24)	0:36.87 [8] (0:12.08)	0:24.79 [7] (0:12.00)	0:12.79 [7] (0:12.79)
Average Speed [km/h]	53.3	65.6	63.3	61.6	59.5	59.7	60.1	56.3
Top Speed [km/h]	66.9	67.2	63.6	63.4	61.2	61.2	60.9	58.7
Avg. Dist. to Rail [m]	10.0	4.9	3.7	3.0	2.2	0.9	5.7	8.8
Avg. Stride Freq. [Hz]	2.4	2.4	2.3	2.3	2.3	2.3	2.3	2.2
Avg. Stride Length [m]	6.2	7.3	7.2	7.2	7.2	7.2	7.2	7.0



- [] Ranking at each section and finish
- .-.- No data available at this section
- NA No data available



Horse/Jockey Name	Amber Blonde
Final Rank	4
Fastest Section Time (Section)	0:11.19 (1400m)
Top Speed [km/h] (Section)	66.1 (1400m)
Race State	Finished

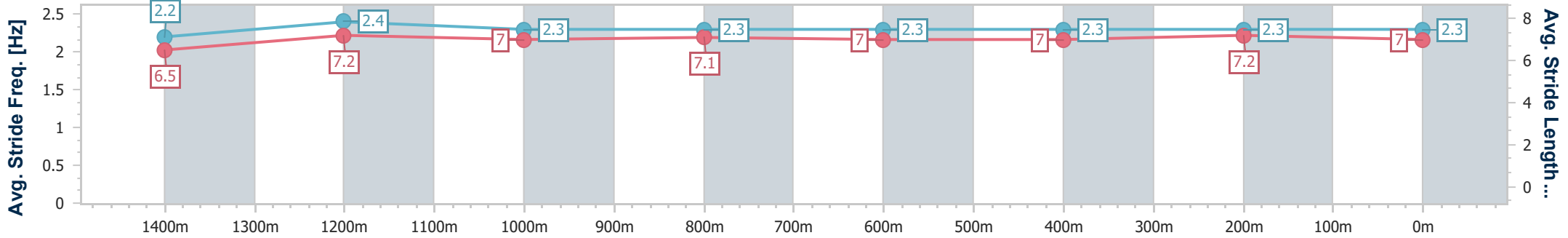
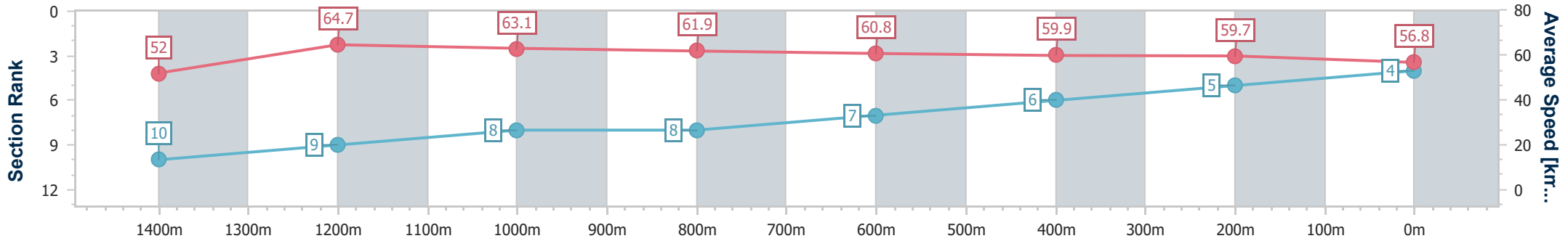


Sunshine Coast QLD Professional
 Race 5: SCANLANS ENGINEERING BUNDABERG BM65
 Handicap - 1600m
 12 March 2023 - 14:50



Track Rating: Good 4, Weather: Fine, Rail Position: +3m Entire

Section	Overall	1400m	1200m	1000m	800m	600m	400m	200m
Section Times	1:36.91 [4] (0:13.85)	1:23.06 [10] (0:11.19)	1:11.87 [9] (0:11.45)	1:00.42 [8] (0:11.66)	0:48.76 [8] (0:11.94)	0:36.82 [7] (0:12.08)	0:24.74 [6] (0:12.06)	0:12.68 [5] (0:12.68)
Average Speed [km/h]	52.0	64.7	63.1	61.9	60.8	59.9	59.7	56.8
Top Speed [km/h]	65.9	66.1	63.7	63.2	61.3	60.9	60.8	58.2
Avg. Dist. to Rail [m]	5.3	2.5	2.4	2.1	1.3	0.7	2.6	5.4
Avg. Stride Freq. [Hz]	2.2	2.4	2.3	2.3	2.3	2.3	2.3	2.3
Avg. Stride Length [m]	6.5	7.2	7.0	7.1	7.0	7.0	7.2	7.0



- [] Ranking at each section and finish
- .-.- No data available at this section
- NA No data available



Horse/Jockey Name	Critical Thinker
Final Rank	5
Fastest Section Time (Section)	0:10.97 (1400m)
Top Speed [km/h] (Section)	69.7 (Overall)
Race State	Finished

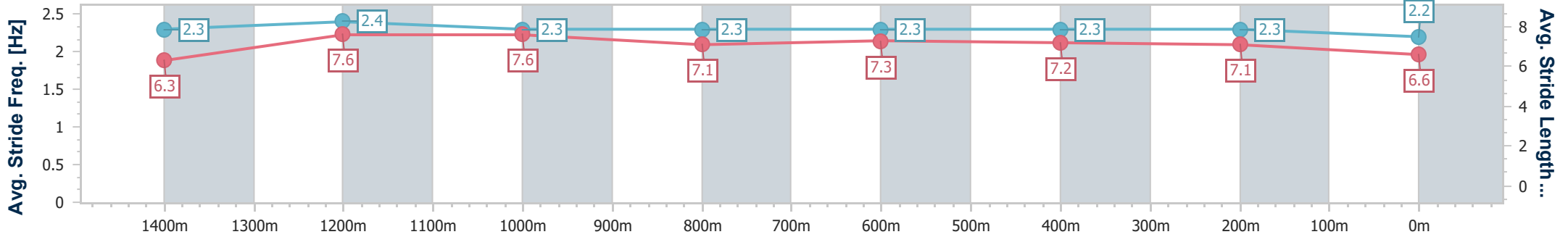
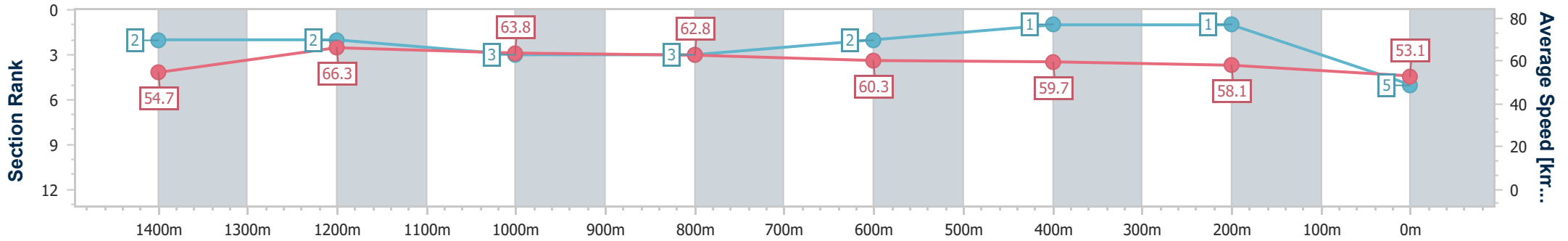


Sunshine Coast QLD Professional
 Race 5: SCANLANS ENGINEERING BUNDABERG BM65
 Handicap - 1600m
 12 March 2023 - 14:50



Track Rating: Good 4, Weather: Fine, Rail Position: +3m Entire

Section	Overall	1400m	1200m	1000m	800m	600m	400m	200m
Section Times	1:37.34 [5] (0:13.16)	1:24.18 [2] (0:10.97)	1:13.21 [2] (0:11.28)	1:01.93 [3] (0:11.59)	0:50.34 [3] (0:12.19)	0:38.15 [2] (0:12.21)	0:25.94 [1] (0:12.37)	0:13.57 [1] (0:13.57)
Average Speed [km/h]	54.7	66.3	63.8	62.8	60.3	59.7	58.1	53.1
Top Speed [km/h]	69.7	68.0	65.8	64.1	60.8	60.4	59.5	57.1
Avg. Dist. to Rail [m]	8.0	4.5	4.1	3.3	3.4	1.9	4.3	4.9
Avg. Stride Freq. [Hz]	2.3	2.4	2.3	2.3	2.3	2.3	2.3	2.2
Avg. Stride Length [m]	6.3	7.6	7.6	7.1	7.3	7.2	7.1	6.6



- [] Ranking at each section and finish
- .-.- No data available at this section
- NA No data available



Horse/Jockey Name	Waylaid
Final Rank	6
Fastest Section Time (Section)	0:11.10 (1400m)
Top Speed [km/h] (Section)	66.8 (1400m)
Race State	Finished

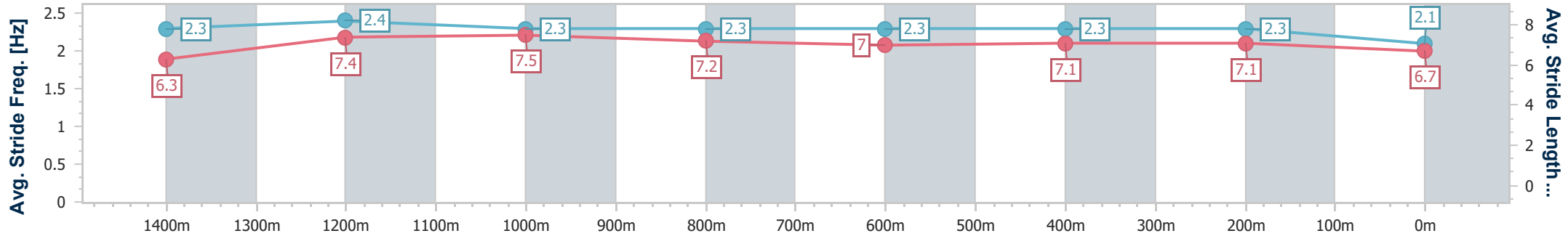
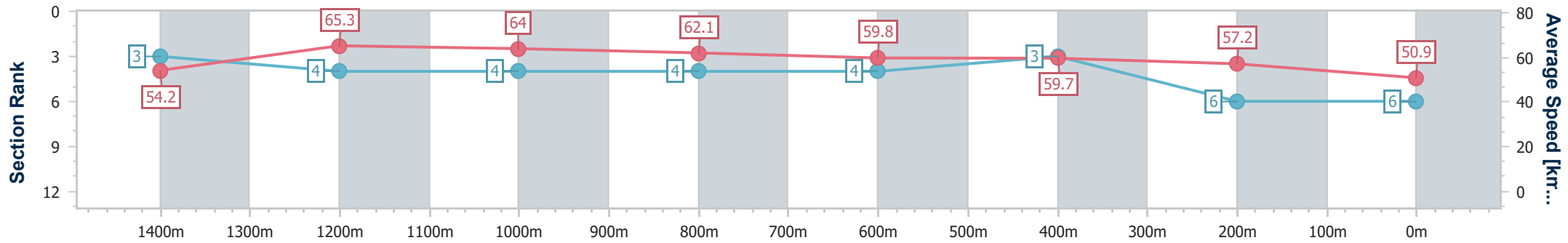


Sunshine Coast QLD Professional
 Race 5: SCANLANS ENGINEERING BUNDABERG BM65
 Handicap - 1600m
 12 March 2023 - 14:50



Track Rating: Good 4, Weather: Fine, Rail Position: +3m Entire

Section	Overall	1400m	1200m	1000m	800m	600m	400m	200m
Section Times	1:38.38 [6] (0:13.28)	1:25.10 [3] (0:11.10)	1:14.00 [4] (0:11.26)	1:02.74 [4] (0:11.67)	0:51.07 [4] (0:12.16)	0:38.91 [4] (0:12.21)	0:26.70 [3] (0:12.55)	0:14.15 [6] (0:14.15)
Average Speed [km/h]	54.2	65.3	64.0	62.1	59.8	59.7	57.2	50.9
Top Speed [km/h]	66.7	66.8	65.1	63.0	60.7	60.1	59.7	54.2
Avg. Dist. to Rail [m]	4.2	2.7	2.6	2.2	1.9	1.7	4.9	6.0
Avg. Stride Freq. [Hz]	2.3	2.4	2.3	2.3	2.3	2.3	2.3	2.1
Avg. Stride Length [m]	6.3	7.4	7.5	7.2	7.0	7.1	7.1	6.7



- [] Ranking at each section and finish
- .-.- No data available at this section
- NA No data available



Horse/Jockey Name	Liability
Final Rank	7
Fastest Section Time (Section)	0:10.93 (1400m)
Top Speed [km/h] (Section)	68.4 (Overall)
Race State	Finished

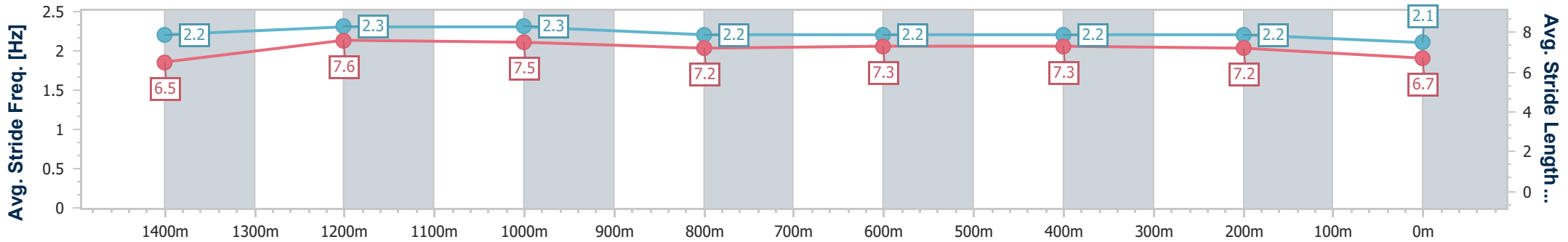
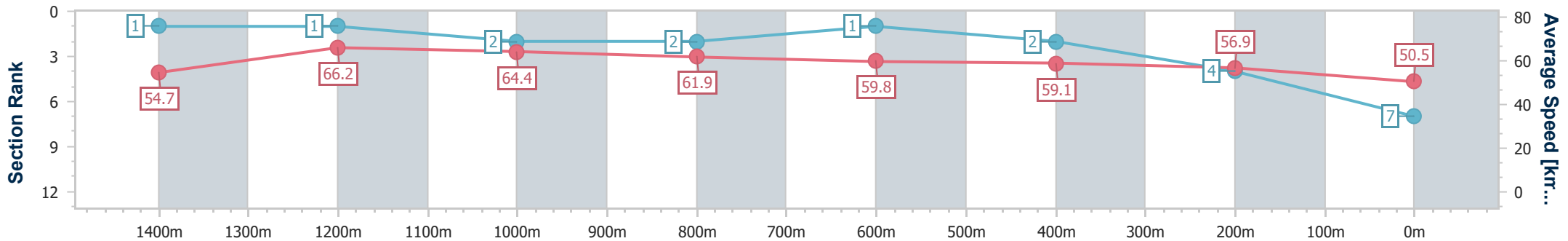


Sunshine Coast QLD Professional
 Race 5: SCANLANS ENGINEERING BUNDABERG BM65
 Handicap - 1600m
 12 March 2023 - 14:50



Track Rating: Good 4, Weather: Fine, Rail Position: +3m Entire

Section	Overall	1400m	1200m	1000m	800m	600m	400m	200m
Section Times	1:38.39 [7] (0:13.16)	1:25.23 [1] (0:10.93)	1:14.30 [1] (0:11.20)	1:03.10 [2] (0:11.74)	0:51.36 [2] (0:12.19)	0:39.17 [1] (0:12.23)	0:26.94 [2] (0:12.67)	0:14.27 [4] (0:14.27)
Average Speed [km/h]	54.7	66.2	64.4	61.9	59.8	59.1	56.9	50.5
Top Speed [km/h]	68.4	67.5	65.2	63.0	60.8	59.9	58.4	54.7
Avg. Dist. to Rail [m]	6.3	3.1	2.4	2.5	2.4	0.8	2.4	2.8
Avg. Stride Freq. [Hz]	2.2	2.3	2.3	2.2	2.2	2.2	2.2	2.1
Avg. Stride Length [m]	6.5	7.6	7.5	7.2	7.3	7.3	7.2	6.7



- [] Ranking at each section and finish
- .-.- No data available at this section
- NA No data available



Horse/Jockey Name	Wowit's Willywonka
Final Rank	8
Fastest Section Time (Section)	0:11.39 (1400m)
Top Speed [km/h] (Section)	65.8 (Overall)
Race State	Finished

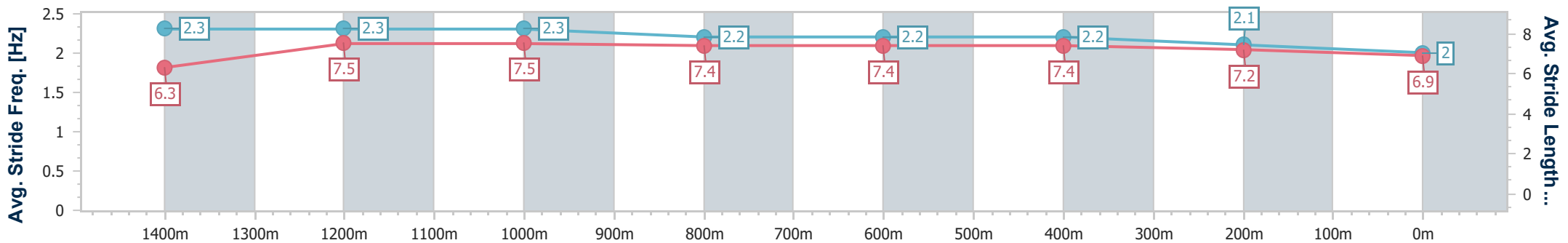
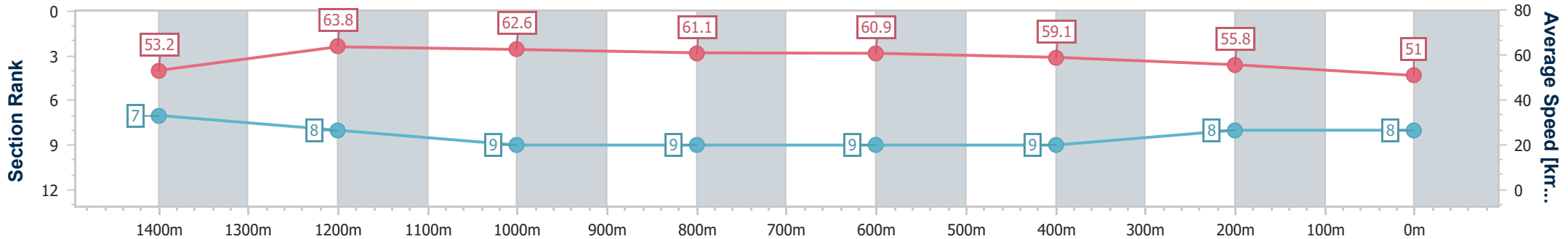


Sunshine Coast QLD Professional
 Race 5: SCANLANS ENGINEERING BUNDABERG BM65
 Handicap - 1600m
 12 March 2023 - 14:50



Track Rating: Good 4, Weather: Fine, Rail Position: +3m Entire

Section	Overall	1400m	1200m	1000m	800m	600m	400m	200m
Section Times	1:39.58 [8] (0:13.55)	1:26.03 [7] (0:11.39)	1:14.64 [8] (0:11.53)	1:03.11 [9] (0:11.88)	0:51.23 [9] (0:11.94)	0:39.29 [9] (0:12.25)	0:27.04 [9] (0:12.91)	0:14.13 [8] (0:14.13)
Average Speed [km/h]	53.2	63.8	62.6	61.1	60.9	59.1	55.8	51.0
Top Speed [km/h]	65.8	65.4	63.0	62.5	61.6	60.4	58.0	54.8
Avg. Dist. to Rail [m]	8.6	3.8	3.6	3.0	1.6	1.1	3.1	3.5
Avg. Stride Freq. [Hz]	2.3	2.3	2.3	2.2	2.2	2.2	2.1	2.0
Avg. Stride Length [m]	6.3	7.5	7.5	7.4	7.4	7.4	7.2	6.9



- [] Ranking at each section and finish
- .-.- No data available at this section
- NA No data available



Horse/Jockey Name	Shadie Milly
Final Rank	9
Fastest Section Time (Section)	0:11.40 (1400m)
Top Speed [km/h] (Section)	65.5 (1400m)
Race State	Finished

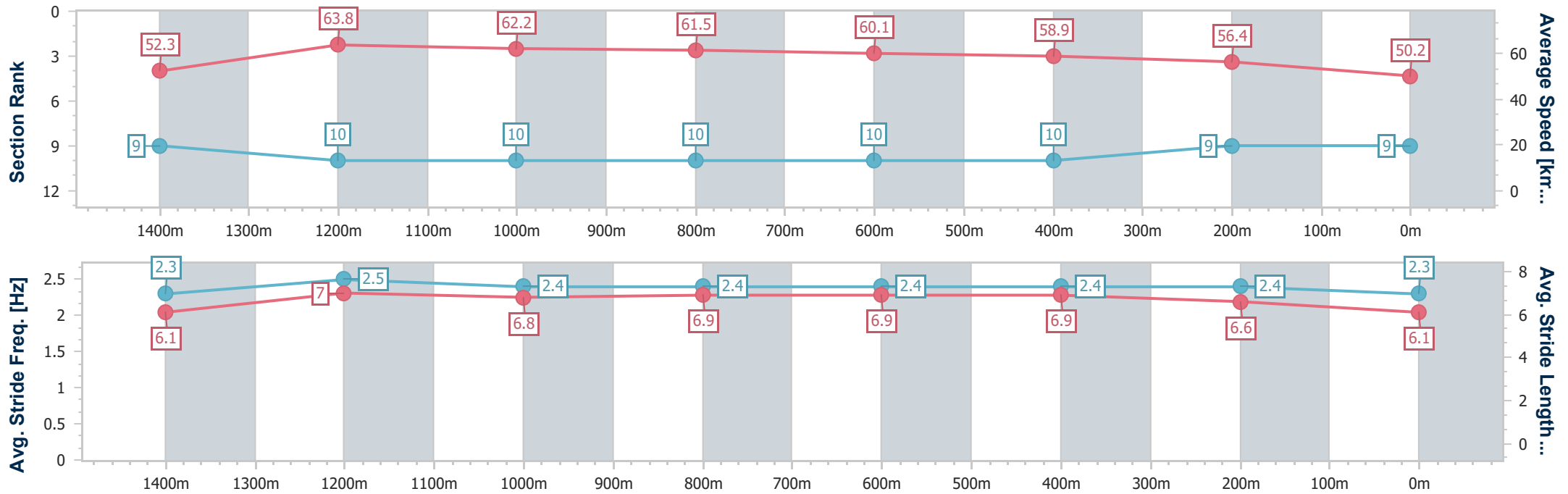


Sunshine Coast QLD Professional
 Race 5: SCANLANS ENGINEERING BUNDABERG BM65
 Handicap - 1600m
 12 March 2023 - 14:50



Track Rating: Good 4, Weather: Fine, Rail Position: +3m Entire

Section	Overall	1400m	1200m	1000m	800m	600m	400m	200m
Section Times	1:40.05 [9] (0:13.80)	1:26.25 [9] (0:11.40)	1:14.85 [10] (0:11.59)	1:03.26 [10] (0:11.78)	0:51.48 [10] (0:12.09)	0:39.39 [10] (0:12.24)	0:27.15 [10] (0:12.77)	0:14.38 [9] (0:14.38)
Average Speed [km/h]	52.3	63.8	62.2	61.5	60.1	58.9	56.4	50.2
Top Speed [km/h]	64.8	65.5	62.7	62.5	61.6	60.8	58.8	54.8
Avg. Dist. to Rail [m]	7.5	3.8	3.9	2.7	1.6	0.3	3.3	5.4
Avg. Stride Freq. [Hz]	2.3	2.5	2.4	2.4	2.4	2.4	2.4	2.3
Avg. Stride Length [m]	6.1	7.0	6.8	6.9	6.9	6.9	6.6	6.1



- [] Ranking at each section and finish
- .-.- No data available at this section
- NA No data available



Horse/Jockey Name	Sarodec
Final Rank	10
Fastest Section Time (Section)	0:10.78 (1400m)
Top Speed [km/h] (Section)	68.8 (1400m)
Race State	Finished

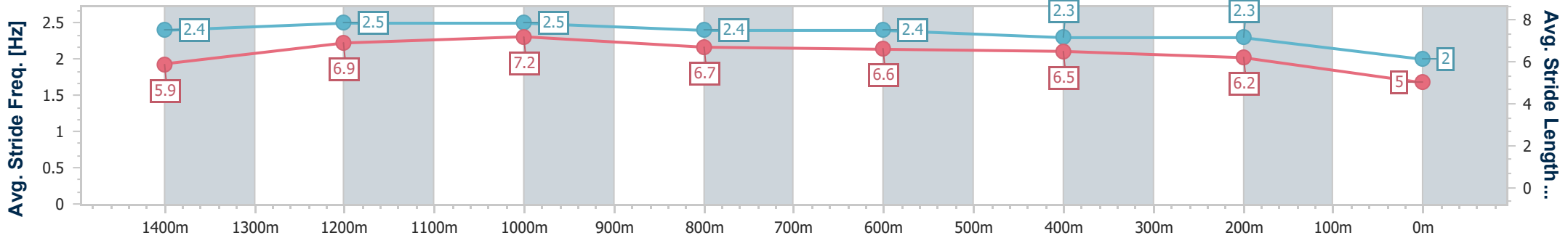
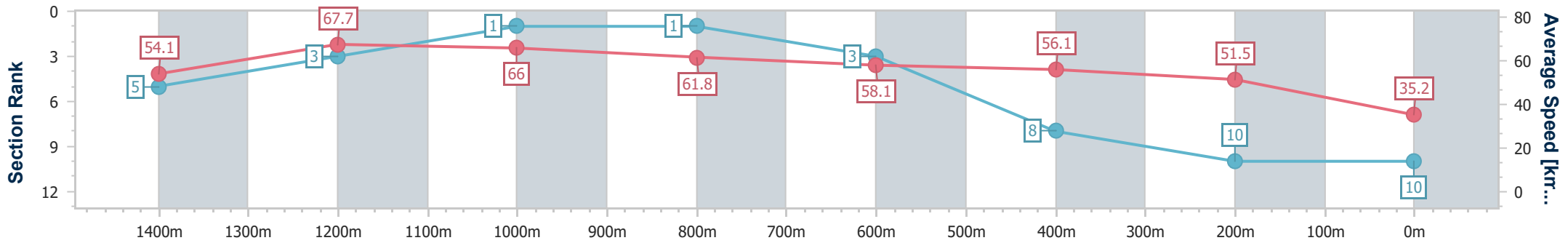


Sunshine Coast QLD Professional
 Race 5: SCANLANS ENGINEERING BUNDABERG BM65
 Handicap - 1600m
 12 March 2023 - 14:50



Track Rating: Good 4, Weather: Fine, Rail Position: +3m Entire

Section	Overall	1400m	1200m	1000m	800m	600m	400m	200m
Section Times	1:46.54 [10] (0:13.34)	1:33.20 [5] (0:10.78)	1:22.42 [3] (0:10.94)	1:11.48 [1] (0:11.72)	0:59.76 [1] (0:12.49)	0:47.27 [3] (0:12.86)	0:34.41 [8] (0:13.99)	0:20.42 [10] (0:20.42)
Average Speed [km/h]	54.1	67.7	66.0	61.8	58.1	56.1	51.5	35.2
Top Speed [km/h]	68.7	68.8	66.9	64.6	59.2	57.2	54.1	48.2
Avg. Dist. to Rail [m]	11.6	5.6	4.6	2.6	1.6	0.3	1.9	4.4
Avg. Stride Freq. [Hz]	2.4	2.5	2.5	2.4	2.4	2.3	2.3	2.0
Avg. Stride Length [m]	5.9	6.9	7.2	6.7	6.6	6.5	6.2	5.0



- [] Ranking at each section and finish
- .-.- No data available at this section
- NA No data available