



Sunshine Coast QLD Professional

Race 6: NUTRIEN/ DOS AG MUNDUBBERA Maiden Handicap - 1200m

12 March 2023 - 15:32



Track Rating: Good 4, Weather: Fine, Rail Position: +3m Entire

Section		Overall	1000m	800m	600m	400m	200m	Last 600m						
Field Times		1:11.37 (0:13.35)	0:58.02 (0:11.11)	0:46.91 (0:11.51)	0:35.40 (0:11.61)	0:23.79 (0:11.70)	0:12.09 (0:12.09)	0:35.40						
Rank	TAB	Horse/Jockey	Barrier	Top Speed [km/h]	Fastest Section							Margin	Distance Travelled [m]	
1	7	LAST CHANCE SALOON Ryan Maloney	9	65.2 400m	0:11.36 600m	1:11.37 [1] (0:13.70)	0:57.67 [7] (0:11.46)	0:46.21 [9] (0:11.57)	0:34.64 [9] (0:11.36)	0:23.28 [7] (0:11.36)	0:11.92 [5] (0:11.92)	1:11.37	0:34.64	
2	20	ULTIMATE OUTCOME Ben Thompson	15	66.8 1000m	0:11.23 1000m	1:11.48 [2] (0:13.57)	0:57.91 [5] (0:11.23)	0:46.68 [6] (0:11.43)	0:35.25 [6] (0:11.57)	0:23.68 [5] (0:11.48)	0:12.20 [2] (0:12.20)	0.5L	0:35.25	+6
3	1	DARK TANGENT James Orman	7	68.2 1000m	0:11.15 1000m	1:11.62 [3] (0:13.53)	0:58.09 [4] (0:11.15)	0:46.94 [4] (0:11.56)	0:35.38 [4] (0:11.53)	0:23.85 [4] (0:11.55)	0:12.30 [1] (0:12.30)	1.3L	0:35.38	-4
4	13	ZORAYDAH Justin Huxtable	10	65.9 400m	0:11.20 400m	1:11.79 [4] (0:13.91)	0:57.88 [11] (0:11.43)	0:46.45 [11] (0:11.73)	0:34.72 [11] (0:11.38)	0:23.34 [11] (0:11.20)	0:12.14 [8] (0:12.14)	2.3L	0:34.72	+0
5	3	I AM ARTIE Sean Cormack	11	68.0 1000m	0:11.11 1000m	1:11.99 [5] (0:13.39)	0:58.60 [2] (0:11.11)	0:47.49 [2] (0:11.53)	0:35.96 [2] (0:11.56)	0:24.40 [2] (0:11.78)	0:12.62 [3] (0:12.62)	3.3L	0:35.96	-3
6	9	FOSSIL FUEL Larry Cassidy	13	65.8 600m	0:11.25 400m	1:12.08 [6] (0:14.12)	0:57.96 [12] (0:11.47)	0:46.49 [12] (0:11.56)	0:34.93 [12] (0:11.49)	0:23.44 [12] (0:11.25)	0:12.19 [10] (0:12.19)	3.7L	0:34.93	+3
7	23	GEMMAYZE Default Jockey 10	1	64.0 1000m	0:11.47 1000m	1:12.31 [7] (0:13.91)	0:58.40 [10] (0:11.47)	0:46.93 [10] (0:11.64)	0:35.29 [10] (0:11.50)	0:23.79 [10] (0:11.51)	0:12.28 [9] (0:12.28)	5L	0:35.29	-3
8	5	VAGABOND PRINCE Mark Du Plessis	6	66.4 1000m	0:11.21 1000m	1:12.43 [8] (0:13.46)	0:58.97 [3] (0:11.21)	0:47.76 [3] (0:11.58)	0:36.18 [5] (0:11.67)	0:24.51 [6] (0:11.69)	0:12.82 [6] (0:12.82)	5.5L	0:36.18	-2
9	10	SUENITO Kyle Wilson-Taylor	12	68.0 1000m	0:11.01 1000m	1:12.54 [9] (0:13.74)	0:58.80 [8] (0:11.01)	0:47.79 [5] (0:11.33)	0:36.46 [3] (0:11.53)	0:24.93 [3] (0:11.87)	0:13.06 [4] (0:13.06)	6L	0:36.46	+0
10	6	KUBWA Angela Jones	17	69.7 Overall	0:11.11 1000m	1:12.62 [10] (0:13.35)	0:59.27 [1] (0:11.11)	0:48.16 [1] (0:11.51)	0:36.65 [1] (0:11.61)	0:25.04 [1] (0:12.11)	0:12.93 [7] (0:12.93)	6.3L	0:36.65	-2

Scratched: Flawless Ambition (#2), Never Give Up (#4), Dane Road (#8), Upper Class Girl (#12), Creative (#14), With Intent (#16), Volarchi (#17), Apache Flash (#18), Secret Red (#19), Jaameelati (#21), Tokyo

[] Ranking at each section and finish
 -:-:- No data available at this section
 NA No data available

SCN Saddle cloth number
 DNF Did not finish
 DNT Did not track



Sunshine Coast QLD Professional

Race 6: NUTRIEN/ DOS AG MUNDUBBERA Maiden Handicap - 1200m

12 March 2023 - 15:32



Track Rating: Good 4, Weather: Fine, Rail Position: +3m Entire

Section		Overall	1000m	800m	600m	400m	200m	Last 600m					
Field Times		1:11.37 (0:13.35)	0:58.02 (0:11.11)	0:46.91 (0:11.51)	0:35.40 (0:11.61)	0:23.79 (0:11.70)	0:12.09 (0:12.09)	0:35.40					
Rank	TAB Horse/Jockey	Barrier	Top Speed [km/h]	Fastest Section	Margin							Distance Travelled [m]	
11	24 AMALFI QUEEN Melea Castle	2	65.6 1000m	0:11.24 1000m	1:13.05 [11] (0:13.75)	0:59.30 [9] (0:11.24)	0:48.06 [8] (0:11.69)	0:36.37 [8] (0:11.60)	0:24.77 [9] (0:11.85)	0:12.92 [11] (0:12.92)	8.8L	0:36.37	-3
12	11 PRIDE OF PASSION Tegan Harrison	14	65.7 800m	0:11.41 800m	1:14.49 [12] (0:14.82)	0:59.67 [13] (0:11.50)	0:48.17 [13] (0:11.41)	0:36.76 [13] (0:11.78)	0:24.98 [13] (0:12.00)	0:12.98 [13] (0:12.98)	17.1L	0:36.76	-3
13	15 DEFENSA Matthew Powell	3	66.7 1000m	0:11.31 1000m	1:14.99 [13] (0:13.58)	1:01.41 [6] (0:11.31)	0:50.10 [7] (0:11.65)	0:38.45 [7] (0:11.60)	0:26.85 [8] (0:12.26)	0:14.59 [12] (0:14.59)	19.9L	0:38.45	-2

Scratched: Flawless Ambition (#2), Never Give Up (#4), Dane Road (#8), Upper Class Girl (#12), Creative (#14), With Intent (#16), Volarchi (#17), Apache Flash (#18), Secret Red (#19), Jaameelati (#21), Tokyo

[] Ranking at each section and finish
 -:-:-:- No data available at this section
 NA No data available

SCN Saddle cloth number
 DNF Did not finish
 DNT Did not track



Horse/Jockey Name	Last Chance Saloon
Final Rank	1
Fastest Section Time (Section)	0:11.36 (600m)
Top Speed [km/h] (Section)	65.2 (400m)
Race State	Finished



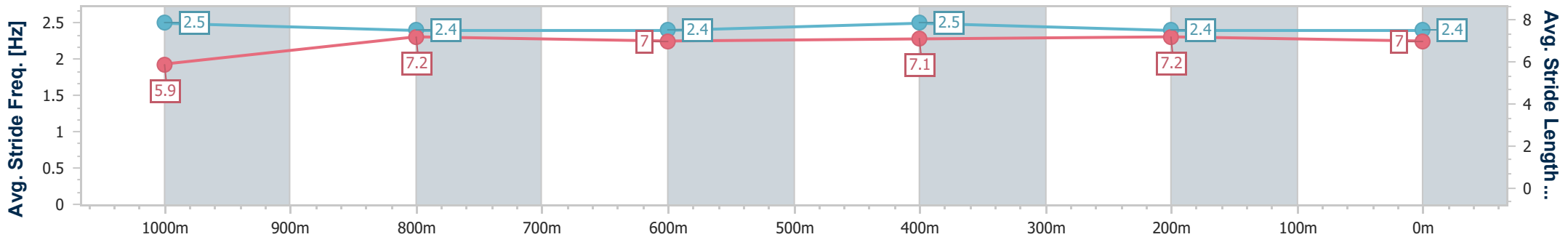
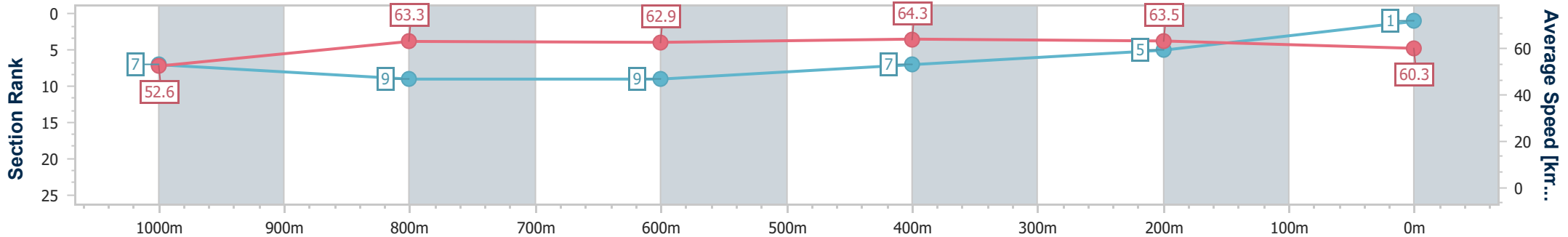
Sunshine Coast QLD Professional
Race 6: NUTRIEN/ DOS AG MUNDUBBERA Maiden Handicap - 1200m



12 March 2023 - 15:32

Track Rating: Good 4, Weather: Fine, Rail Position: +3m Entire

Section	Overall	1000m	800m	600m	400m	200m
Section Times	1:11.37 [1] (0:13.70)	0:57.67 [7] (0:11.46)	0:46.21 [9] (0:11.57)	0:34.64 [9] (0:11.36)	0:23.28 [7] (0:11.36)	0:11.92 [5] (0:11.92)
Average Speed [km/h]	52.6	63.3	62.9	64.3	63.5	60.3
Top Speed [km/h]	64.0	65.0	63.8	65.2	65.2	63.8
Avg. Dist. to Rail [m]	6.6	3.3	2.1	2.2	6.8	7.6
Avg. Stride Freq. [Hz]	2.5	2.4	2.4	2.5	2.4	2.4
Avg. Stride Length [m]	5.9	7.2	7.0	7.1	7.2	7.0



- [] Ranking at each section and finish
- .-.- No data available at this section
- NA No data available



Horse/Jockey Name	Ultimate Outcome
Final Rank	2
Fastest Section Time (Section)	0:11.23 (1000m)
Top Speed [km/h] (Section)	66.8 (1000m)
Race State	Finished



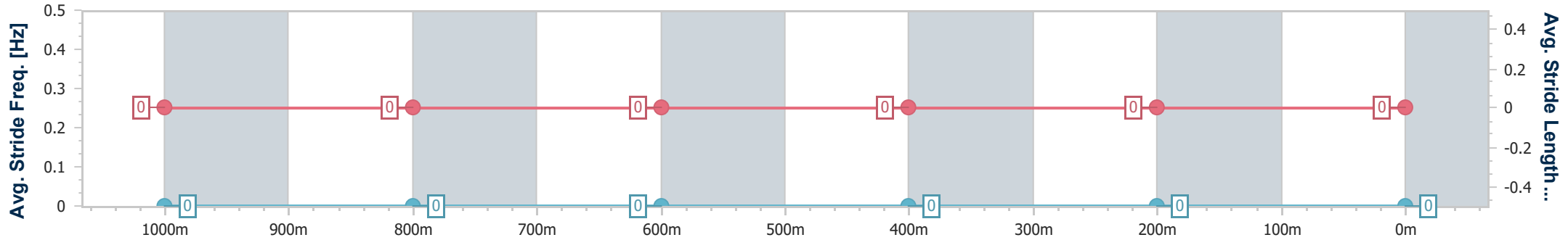
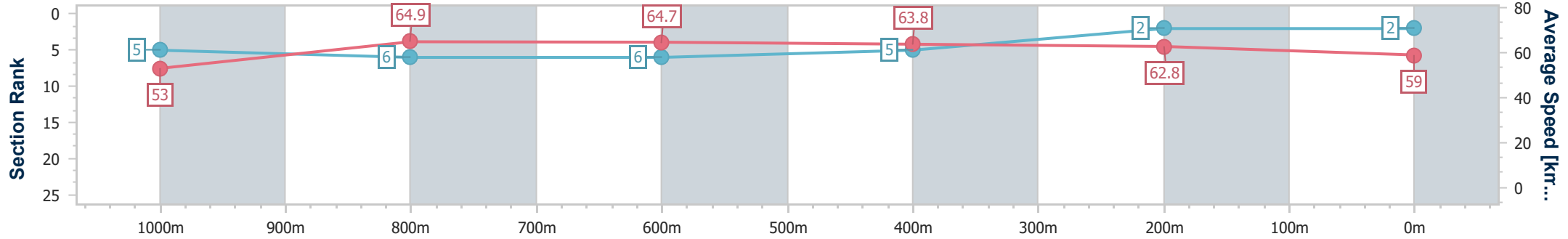
Sunshine Coast QLD Professional
Race 6: NUTRIEN/ DOS AG MUNDUBBERA Maiden Handicap - 1200m



12 March 2023 - 15:32

Track Rating: Good 4, Weather: Fine, Rail Position: +3m Entire

Section	Overall	1000m	800m	600m	400m	200m
Section Times	1:11.48 [2] (0:13.57)	0:57.91 [5] (0:11.23)	0:46.68 [6] (0:11.43)	0:35.25 [6] (0:11.57)	0:23.68 [5] (0:11.48)	0:12.20 [2] (0:12.20)
Average Speed [km/h]	53.0	64.9	64.7	63.8	62.8	59.0
Top Speed [km/h]	66.7	66.8	65.7	65.3	63.8	61.6
Avg. Dist. to Rail [m]	11.1	5.4	4.6	4.5	7.0	6.1
Avg. Stride Freq. [Hz]	---	---	---	---	---	---
Avg. Stride Length [m]	---	---	---	---	---	---



- [] Ranking at each section and finish
- No data available at this section
- NA No data available



Horse/Jockey Name	Dark Tangent
Final Rank	3
Fastest Section Time (Section)	0:11.15 (1000m)
Top Speed [km/h] (Section)	68.2 (1000m)
Race State	Finished



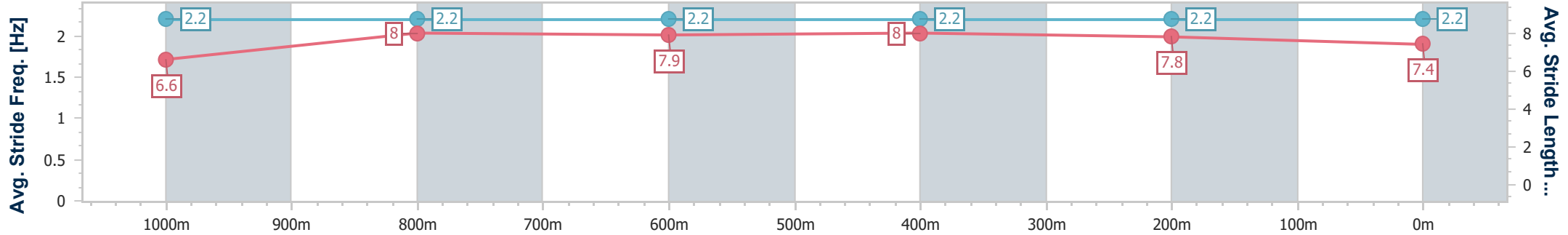
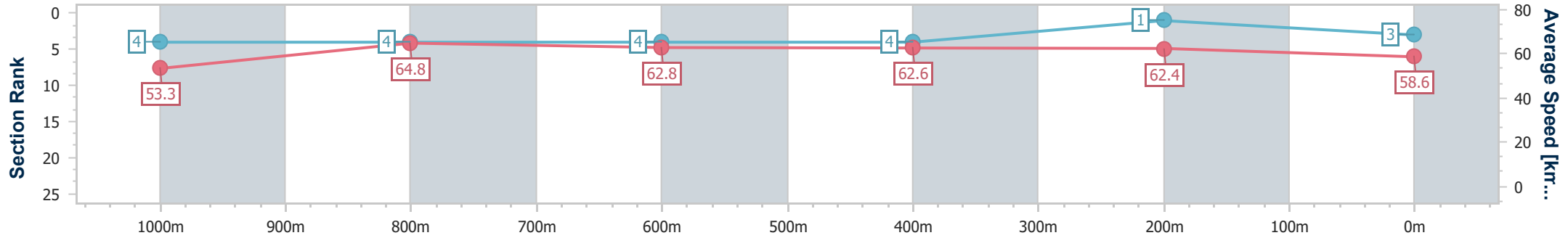
Sunshine Coast QLD Professional
Race 6: NUTRIEN/ DOS AG MUNDUBBERA Maiden Handicap - 1200m



12 March 2023 - 15:32

Track Rating: Good 4, Weather: Fine, Rail Position: +3m Entire

Section	Overall	1000m	800m	600m	400m	200m
Section Times	1:11.62 [3] (0:13.53)	0:58.09 [4] (0:11.15)	0:46.94 [4] (0:11.56)	0:35.38 [4] (0:11.53)	0:23.85 [4] (0:11.55)	0:12.30 [1] (0:12.30)
Average Speed [km/h]	53.3	64.8	62.8	62.6	62.4	58.6
Top Speed [km/h]	67.7	68.2	63.9	64.2	63.0	61.7
Avg. Dist. to Rail [m]	4.5	2.2	1.0	0.8	2.4	3.2
Avg. Stride Freq. [Hz]	2.2	2.2	2.2	2.2	2.2	2.2
Avg. Stride Length [m]	6.6	8.0	7.9	8.0	7.8	7.4



- [] Ranking at each section and finish
- .-.- No data available at this section
- NA No data available



Horse/Jockey Name	Zoraydah
Final Rank	4
Fastest Section Time (Section)	0:11.20 (400m)
Top Speed [km/h] (Section)	65.9 (400m)
Race State	Finished



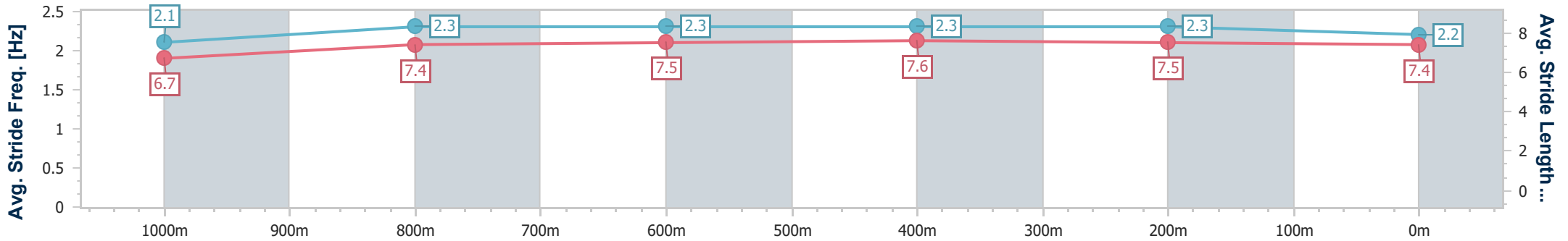
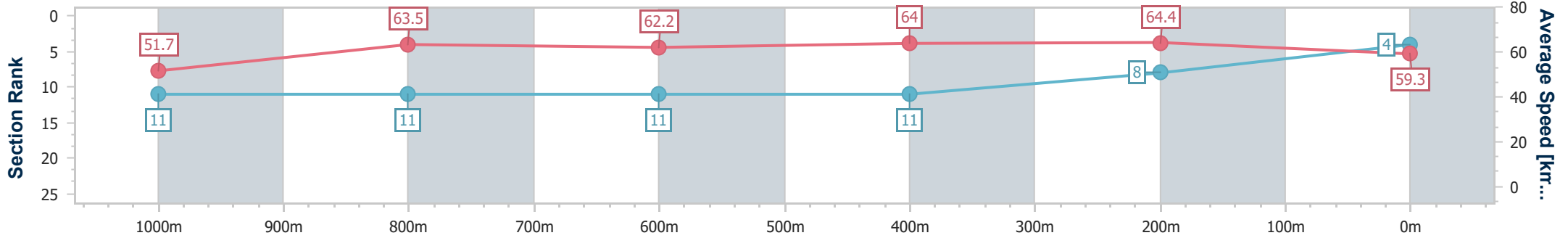
Sunshine Coast QLD Professional
Race 6: NUTRIEN/ DOS AG MUNDUBBERA Maiden Handicap - 1200m



12 March 2023 - 15:32

Track Rating: Good 4, Weather: Fine, Rail Position: +3m Entire

Section	Overall	1000m	800m	600m	400m	200m
Section Times	1:11.79 [4] (0:13.91)	0:57.88 [11] (0:11.43)	0:46.45 [11] (0:11.73)	0:34.72 [11] (0:11.38)	0:23.34 [11] (0:11.20)	0:12.14 [8] (0:12.14)
Average Speed [km/h]	51.7	63.5	62.2	64.0	64.4	59.3
Top Speed [km/h]	65.4	65.6	63.8	65.3	65.9	61.4
Avg. Dist. to Rail [m]	5.9	3.3	1.9	2.1	7.3	9.3
Avg. Stride Freq. [Hz]	2.1	2.3	2.3	2.3	2.3	2.2
Avg. Stride Length [m]	6.7	7.4	7.5	7.6	7.5	7.4



- [] Ranking at each section and finish
- .-.- No data available at this section
- NA No data available



Horse/Jockey Name	I Am Artie
Final Rank	5
Fastest Section Time (Section)	0:11.11 (1000m)
Top Speed [km/h] (Section)	68.0 (1000m)
Race State	Finished



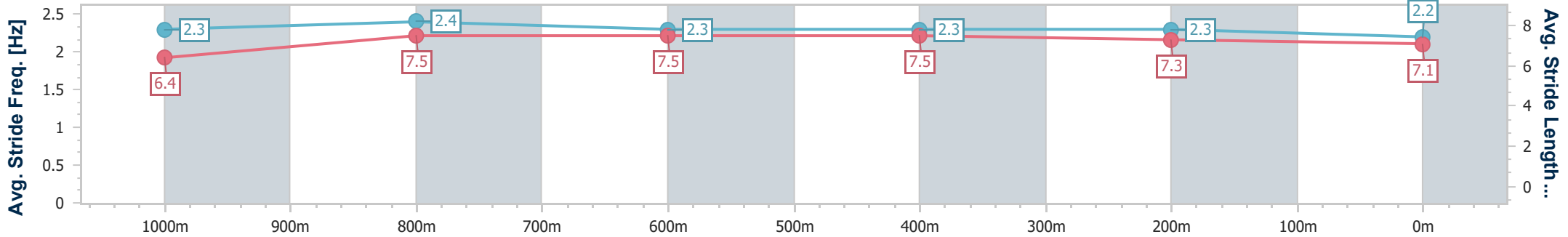
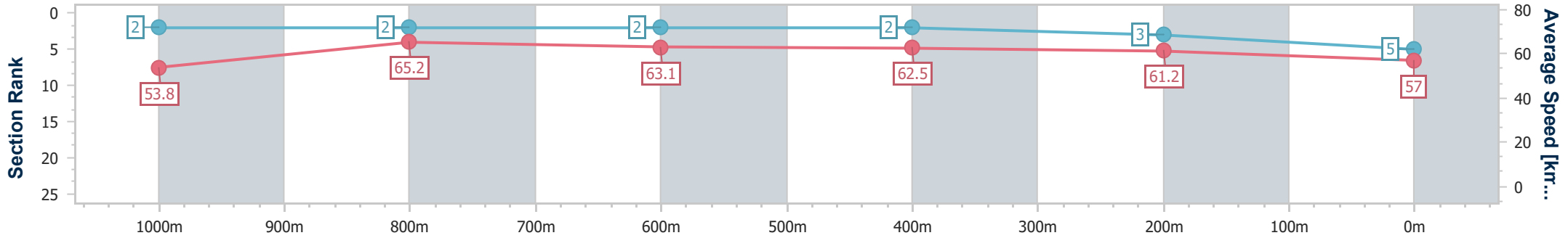
Sunshine Coast QLD Professional
Race 6: NUTRIEN/ DOS AG MUNDUBBERA Maiden Handicap - 1200m



12 March 2023 - 15:32

Track Rating: Good 4, Weather: Fine, Rail Position: +3m Entire

Section	Overall	1000m	800m	600m	400m	200m
Section Times	1:11.99 [5] (0:13.39)	0:58.60 [2] (0:11.11)	0:47.49 [2] (0:11.53)	0:35.96 [2] (0:11.56)	0:24.40 [2] (0:11.78)	0:12.62 [3] (0:12.62)
Average Speed [km/h]	53.8	65.2	63.1	62.5	61.2	57.0
Top Speed [km/h]	67.7	68.0	64.0	64.4	61.9	59.7
Avg. Dist. to Rail [m]	8.0	3.9	1.9	0.7	1.9	2.2
Avg. Stride Freq. [Hz]	2.3	2.4	2.3	2.3	2.3	2.2
Avg. Stride Length [m]	6.4	7.5	7.5	7.5	7.3	7.1



- [] Ranking at each section and finish
- .-.- No data available at this section
- NA No data available



Horse/Jockey Name	Fossil Fuel
Final Rank	6
Fastest Section Time (Section)	0:11.25 (400m)
Top Speed [km/h] (Section)	65.8 (600m)
Race State	Finished



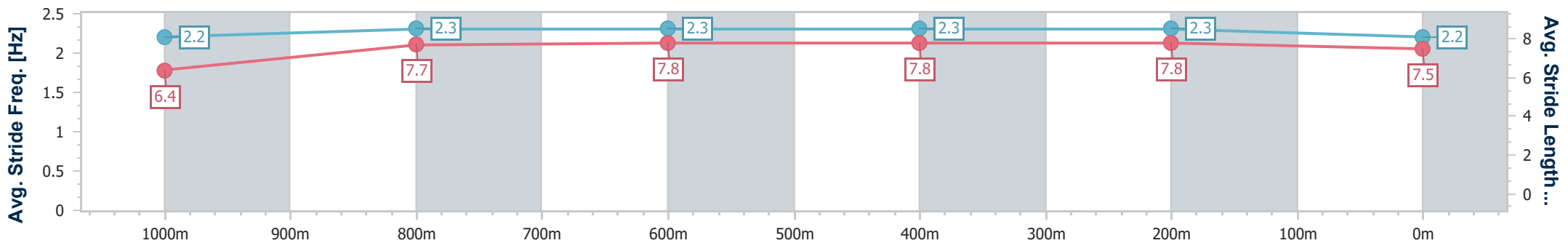
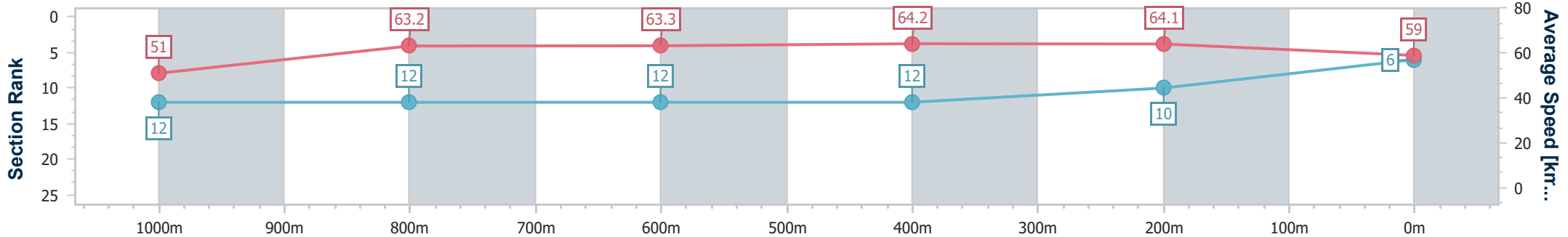
Sunshine Coast QLD Professional
Race 6: NUTRIEN/ DOS AG MUNDUBBERA Maiden Handicap - 1200m



12 March 2023 - 15:32

Track Rating: Good 4, Weather: Fine, Rail Position: +3m Entire

Section	Overall	1000m	800m	600m	400m	200m
Section Times	1:12.08 [6] (0:14.12)	0:57.96 [12] (0:11.47)	0:46.49 [12] (0:11.56)	0:34.93 [12] (0:11.49)	0:23.44 [12] (0:11.25)	0:12.19 [10] (0:12.19)
Average Speed [km/h]	51.0	63.2	63.3	64.2	64.1	59.0
Top Speed [km/h]	64.0	65.1	64.6	65.8	65.2	61.6
Avg. Dist. to Rail [m]	8.2	2.7	2.7	4.3	5.9	8.1
Avg. Stride Freq. [Hz]	2.2	2.3	2.3	2.3	2.3	2.2
Avg. Stride Length [m]	6.4	7.7	7.8	7.8	7.8	7.5



- [] Ranking at each section and finish
- .-.- No data available at this section
- NA No data available



Horse/Jockey Name	Gemmayze
Final Rank	7
Fastest Section Time (Section)	0:11.47 (1000m)
Top Speed [km/h] (Section)	64.0 (1000m)
Race State	Finished



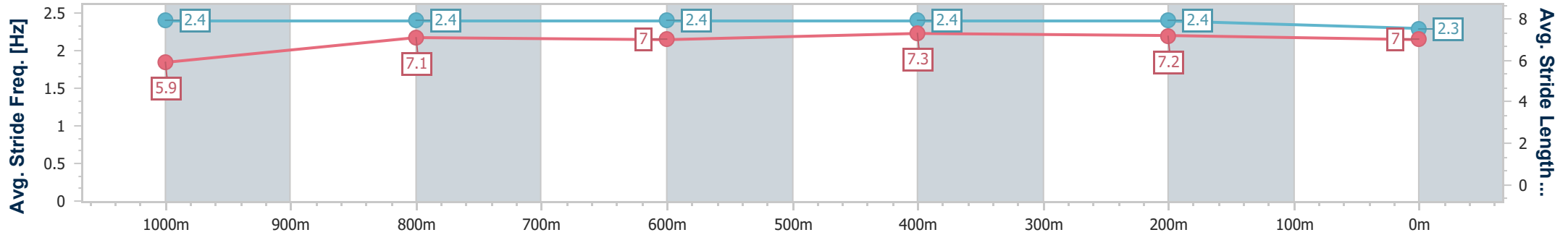
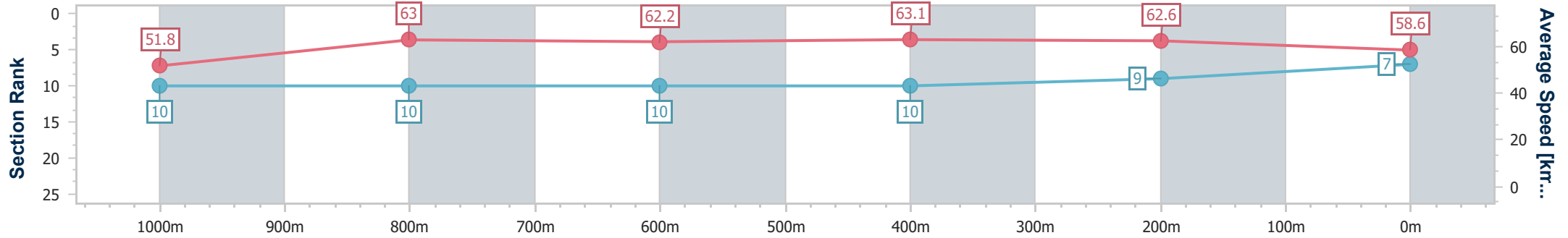
Sunshine Coast QLD Professional
Race 6: NUTRIEN/ DOS AG MUNDUBBERA Maiden Handicap - 1200m



12 March 2023 - 15:32

Track Rating: Good 4, Weather: Fine, Rail Position: +3m Entire

Section	Overall	1000m	800m	600m	400m	200m
Section Times	1:12.31 [7] (0:13.91)	0:58.40 [10] (0:11.47)	0:46.93 [10] (0:11.64)	0:35.29 [10] (0:11.50)	0:23.79 [10] (0:11.51)	0:12.28 [9] (0:12.28)
Average Speed [km/h]	51.8	63.0	62.2	63.1	62.6	58.6
Top Speed [km/h]	62.8	64.0	63.5	63.9	63.7	61.3
Avg. Dist. to Rail [m]	2.6	2.1	1.2	1.1	4.7	7.0
Avg. Stride Freq. [Hz]	2.4	2.4	2.4	2.4	2.4	2.3
Avg. Stride Length [m]	5.9	7.1	7.0	7.3	7.2	7.0



- [] Ranking at each section and finish
- .-.-.- No data available at this section
- NA No data available



Horse/Jockey Name	Vagabond Prince
Final Rank	8
Fastest Section Time (Section)	0:11.21 (1000m)
Top Speed [km/h] (Section)	66.4 (1000m)
Race State	Finished



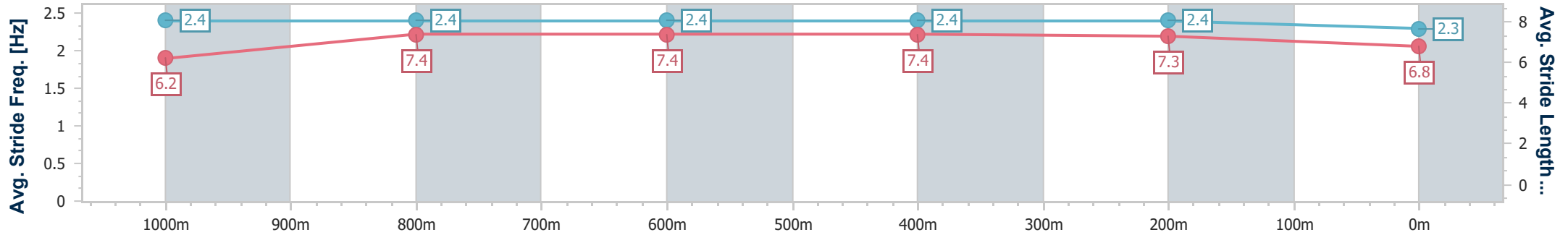
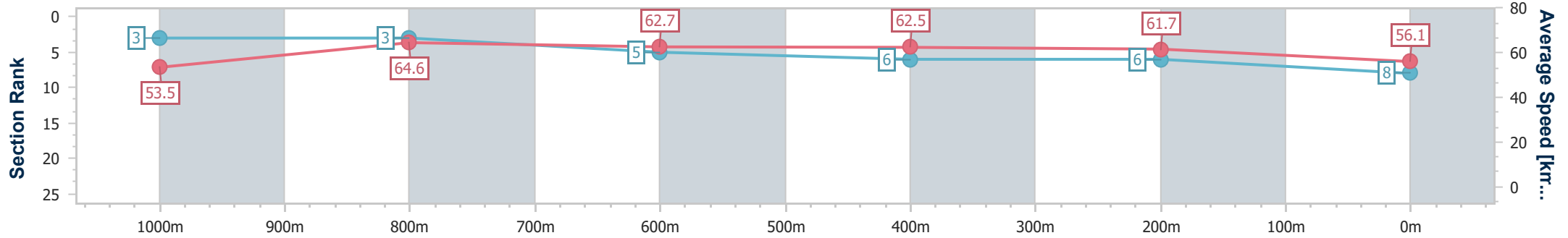
Sunshine Coast QLD Professional
Race 6: NUTRIEN/ DOS AG MUNDUBBERA Maiden Handicap - 1200m



12 March 2023 - 15:32

Track Rating: Good 4, Weather: Fine, Rail Position: +3m Entire

Section	Overall	1000m	800m	600m	400m	200m
Section Times	1:12.43 [8] (0:13.46)	0:58.97 [3] (0:11.21)	0:47.76 [3] (0:11.58)	0:36.18 [5] (0:11.67)	0:24.51 [6] (0:11.69)	0:12.82 [6] (0:12.82)
Average Speed [km/h]	53.5	64.6	62.7	62.5	61.7	56.1
Top Speed [km/h]	66.3	66.4	65.6	64.2	62.9	59.7
Avg. Dist. to Rail [m]	4.8	2.7	1.5	2.2	2.6	1.7
Avg. Stride Freq. [Hz]	2.4	2.4	2.4	2.4	2.4	2.3
Avg. Stride Length [m]	6.2	7.4	7.4	7.4	7.3	6.8



- [] Ranking at each section and finish
- .-.- No data available at this section
- NA No data available



Horse/Jockey Name	Suenito
Final Rank	9
Fastest Section Time (Section)	0:11.01 (1000m)
Top Speed [km/h] (Section)	68.0 (1000m)
Race State	Finished



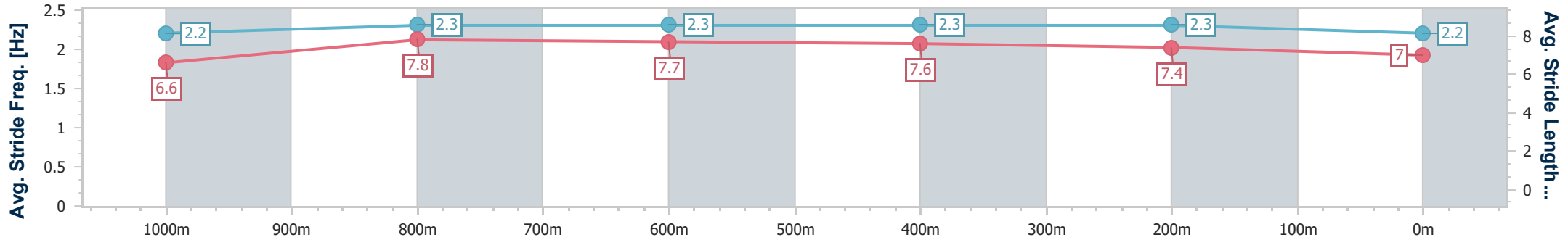
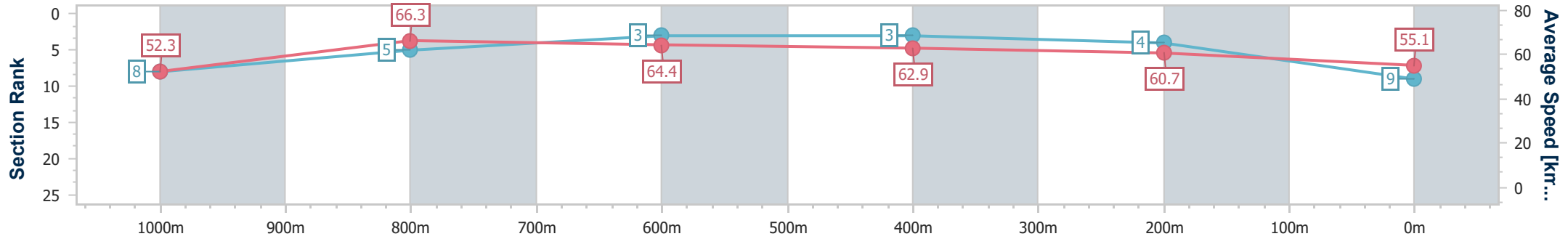
Sunshine Coast QLD Professional
Race 6: NUTRIEN/ DOS AG MUNDUBBERA Maiden Handicap - 1200m



12 March 2023 - 15:32

Track Rating: Good 4, Weather: Fine, Rail Position: +3m Entire

Section	Overall	1000m	800m	600m	400m	200m
Section Times	1:12.54 [9] (0:13.74)	0:58.80 [8] (0:11.01)	0:47.79 [5] (0:11.33)	0:36.46 [3] (0:11.53)	0:24.93 [3] (0:11.87)	0:13.06 [4] (0:13.06)
Average Speed [km/h]	52.3	66.3	64.4	62.9	60.7	55.1
Top Speed [km/h]	65.9	68.0	65.4	64.6	62.0	58.5
Avg. Dist. to Rail [m]	8.7	4.9	2.3	1.2	4.4	4.3
Avg. Stride Freq. [Hz]	2.2	2.3	2.3	2.3	2.3	2.2
Avg. Stride Length [m]	6.6	7.8	7.7	7.6	7.4	7.0



- [] Ranking at each section and finish
- .-.- No data available at this section
- NA No data available



Horse/Jockey Name	Kubwa
Final Rank	10
Fastest Section Time (Section)	0:11.11 (1000m)
Top Speed [km/h] (Section)	69.7 (Overall)
Race State	Finished



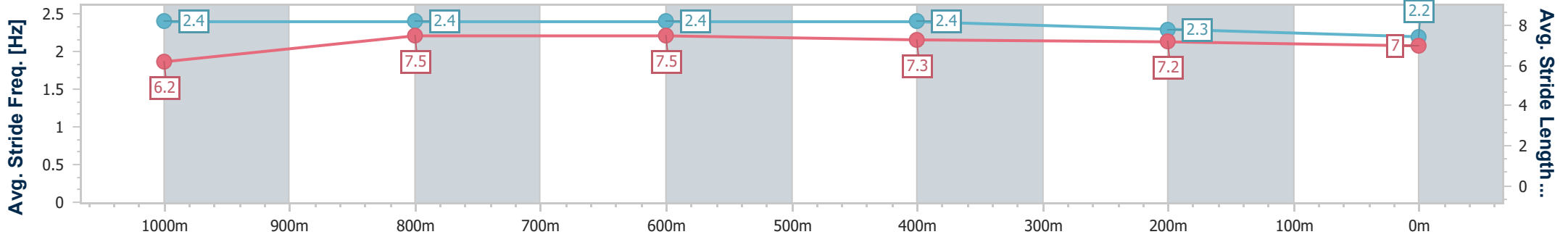
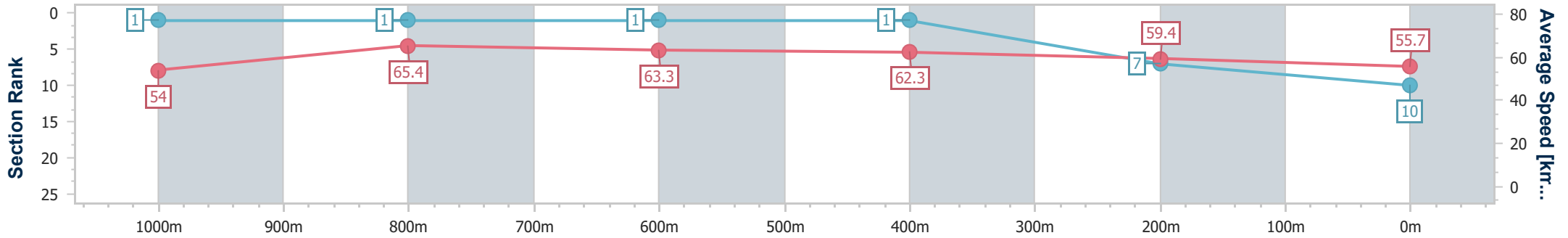
Sunshine Coast QLD Professional
Race 6: NUTRIEN/ DOS AG MUNDUBBERA Maiden Handicap - 1200m



12 March 2023 - 15:32

Track Rating: Good 4, Weather: Fine, Rail Position: +3m Entire

Section	Overall	1000m	800m	600m	400m	200m
Section Times	1:12.62 [10] (0:13.35)	0:59.27 [1] (0:11.11)	0:48.16 [1] (0:11.51)	0:36.65 [1] (0:11.61)	0:25.04 [1] (0:12.11)	0:12.93 [7] (0:12.93)
Average Speed [km/h]	54.0	65.4	63.3	62.3	59.4	55.7
Top Speed [km/h]	69.7	68.8	64.6	63.7	61.4	57.4
Avg. Dist. to Rail [m]	12.3	4.8	1.9	0.7	2.8	2.9
Avg. Stride Freq. [Hz]	2.4	2.4	2.4	2.4	2.3	2.2
Avg. Stride Length [m]	6.2	7.5	7.5	7.3	7.2	7.0



- [] Ranking at each section and finish
- .-.- No data available at this section
- NA No data available



Horse/Jockey Name	Amalfi Queen
Final Rank	11
Fastest Section Time (Section)	0:11.24 (1000m)
Top Speed [km/h] (Section)	65.6 (1000m)
Race State	Finished



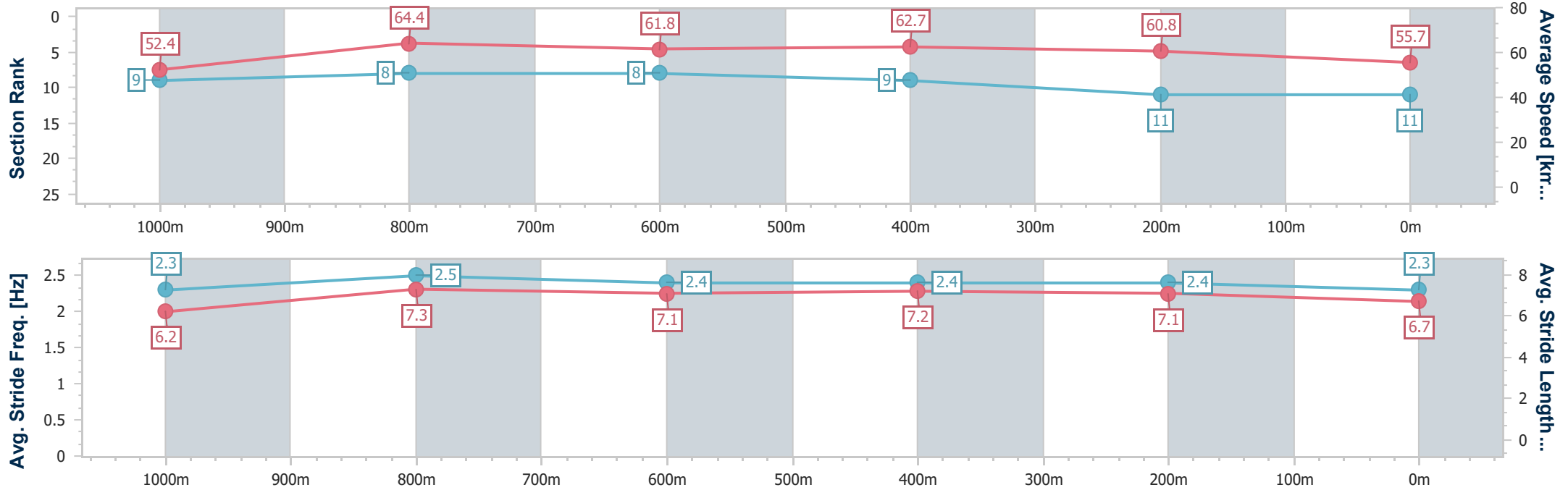
Sunshine Coast QLD Professional
Race 6: NUTRIEN/ DOS AG MUNDUBBERA Maiden Handicap - 1200m



12 March 2023 - 15:32

Track Rating: Good 4, Weather: Fine, Rail Position: +3m Entire

Section	Overall	1000m	800m	600m	400m	200m
Section Times	1:13.05 [11] (0:13.75)	0:59.30 [9] (0:11.24)	0:48.06 [8] (0:11.69)	0:36.37 [8] (0:11.60)	0:24.77 [9] (0:11.85)	0:12.92 [11] (0:12.92)
Average Speed [km/h]	52.4	64.4	61.8	62.7	60.8	55.7
Top Speed [km/h]	65.4	65.6	63.6	64.1	62.8	58.5
Avg. Dist. to Rail [m]	3.4	1.8	0.8	1.6	2.0	1.5
Avg. Stride Freq. [Hz]	2.3	2.5	2.4	2.4	2.4	2.3
Avg. Stride Length [m]	6.2	7.3	7.1	7.2	7.1	6.7



- [] Ranking at each section and finish
- .-.- No data available at this section
- NA No data available



Horse/Jockey Name	Pride Of Passion
Final Rank	12
Fastest Section Time (Section)	0:11.41 (800m)
Top Speed [km/h] (Section)	65.7 (800m)
Race State	Finished



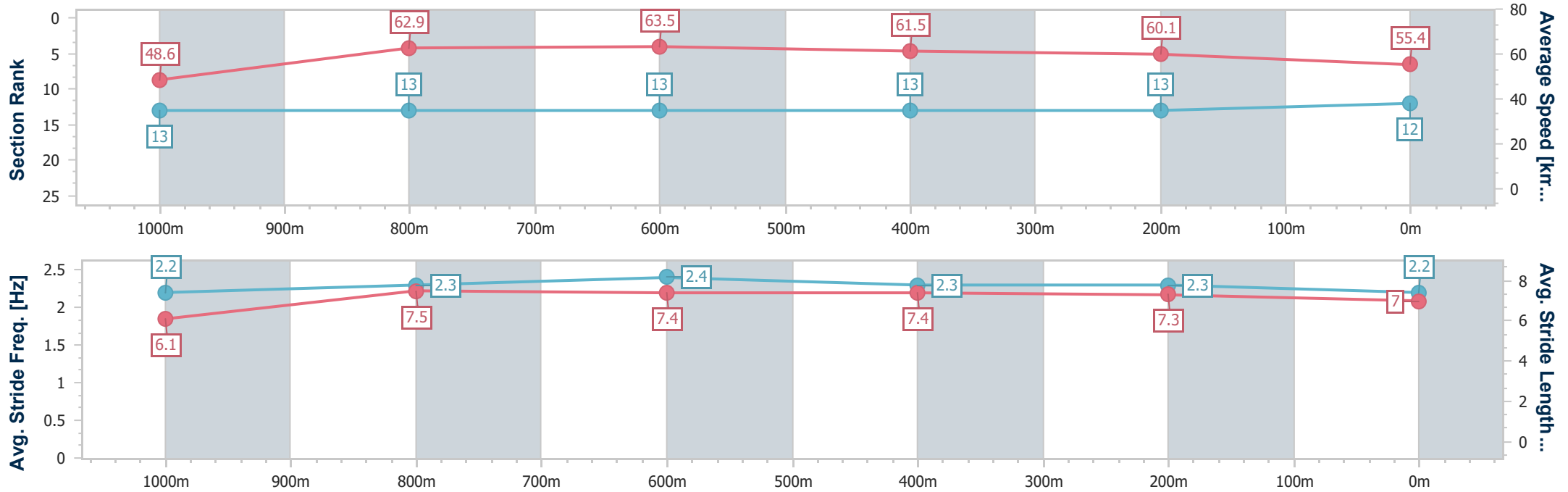
Sunshine Coast QLD Professional
Race 6: NUTRIEN/ DOS AG MUNDUBBERA Maiden Handicap - 1200m



12 March 2023 - 15:32

Track Rating: Good 4, Weather: Fine, Rail Position: +3m Entire

Section	Overall	1000m	800m	600m	400m	200m
Section Times	1:14.49 [12] (0:14.82)	0:59.67 [13] (0:11.50)	0:48.17 [13] (0:11.41)	0:36.76 [13] (0:11.78)	0:24.98 [13] (0:12.00)	0:12.98 [13] (0:12.98)
Average Speed [km/h]	48.6	62.9	63.5	61.5	60.1	55.4
Top Speed [km/h]	63.4	63.9	65.7	63.6	61.1	59.9
Avg. Dist. to Rail [m]	9.7	3.3	1.1	0.9	3.5	6.6
Avg. Stride Freq. [Hz]	2.2	2.3	2.4	2.3	2.3	2.2
Avg. Stride Length [m]	6.1	7.5	7.4	7.4	7.3	7.0



- [] Ranking at each section and finish
- .-.- No data available at this section
- NA No data available



Horse/Jockey Name	Defensa
Final Rank	13
Fastest Section Time (Section)	0:11.31 (1000m)
Top Speed [km/h] (Section)	66.7 (1000m)
Race State	Finished



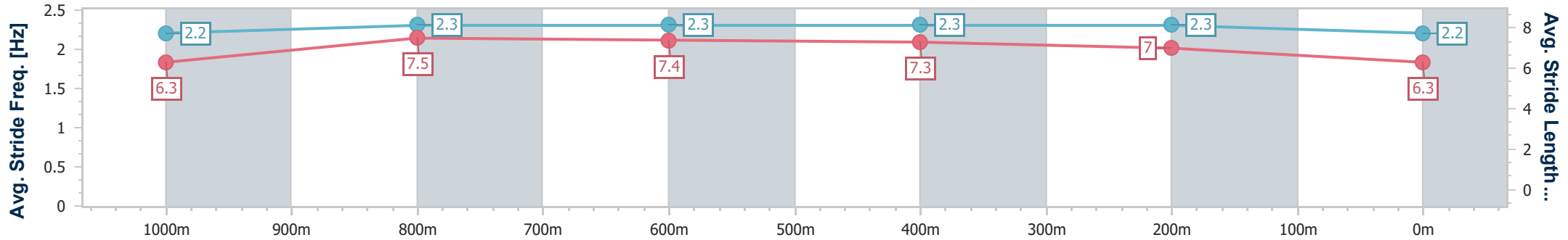
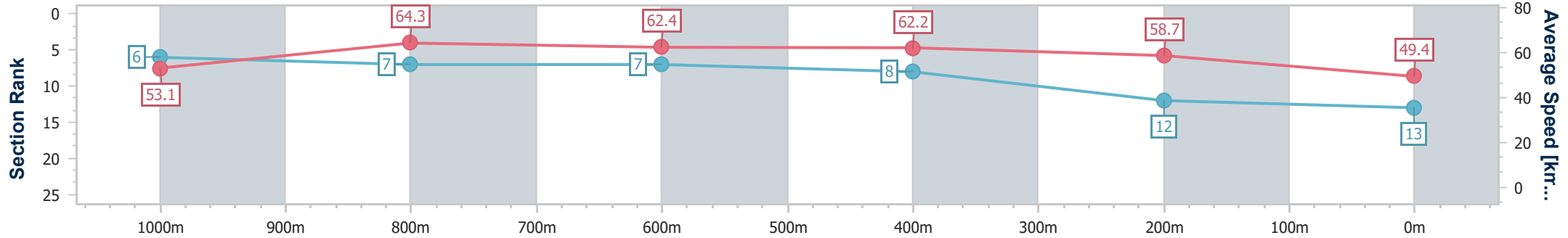
Sunshine Coast QLD Professional
Race 6: NUTRIEN/ DOS AG MUNDUBBERA Maiden Handicap - 1200m



12 March 2023 - 15:32

Track Rating: Good 4, Weather: Fine, Rail Position: +3m Entire

Section	Overall	1000m	800m	600m	400m	200m
Section Times	1:14.99 [13] (0:13.58)	1:01.41 [6] (0:11.31)	0:50.10 [7] (0:11.65)	0:38.45 [7] (0:11.60)	0:26.85 [8] (0:12.26)	0:14.59 [12] (0:14.59)
Average Speed [km/h]	53.1	64.3	62.4	62.2	58.7	49.4
Top Speed [km/h]	66.4	66.7	63.9	63.3	62.0	54.9
Avg. Dist. to Rail [m]	4.2	3.2	1.7	0.4	1.8	3.2
Avg. Stride Freq. [Hz]	2.2	2.3	2.3	2.3	2.3	2.2
Avg. Stride Length [m]	6.3	7.5	7.4	7.3	7.0	6.3



- [] Ranking at each section and finish
- .-.- No data available at this section
- NA No data available