

Track Rating: Soft 5, Weather: Hot, Rail Position: True Entire Course

Section		Overall	1200m	1000m	800m	600m	400m	Last 600m				
Field Times		1:20.24 (0:11.41)	1:08.83 (0:10.70)	0:58.13 (0:11.25)	0:46.88 (0:11.55)	0:35.33 (0:11.66)	0:23.67 (0:11.70)	0:35.33				
Rank	TAB Horse/Jockey	Barrier	Top Speed [km/h]	Fastest Section					Distance Travelled [m]			
1	3 BIRDONAWING Brodie Loy	3	66.9 1200m	0:10.92 1200m	1:20.24 [1] (0:11.53)	1:08.71 [3] (0:10.92)	0:57.79 [4] (0:11.34)	0:46.45 [4] (0:11.60)	0:34.85 [4] (0:11.59)	0:23.26 [4] (0:11.29)	0:34.85	
2	1 CASROCK Bailey Wheeler	6	67.4 1200m	0:10.84 1200m	1:20.27 [2] (0:11.91)	1:08.36 [6] (0:10.84)	0:57.52 [6] (0:11.24)	0:46.28 [6] (0:11.51)	0:34.77 [5] (0:11.51)	0:23.26 [5] (0:11.41)	0:34.77	+1
3	7 BETTER YET Ben Thompson	4	69.0 1200m	0:10.61 1200m	1:20.61 [3] (0:11.50)	1:09.11 [2] (0:10.61)	0:58.50 [1] (0:11.25)	0:47.25 [1] (0:11.55)	0:35.70 [1] (0:11.66)	0:24.04 [1] (0:11.78)	0:35.70	-3
4	4 LADY WARDELL Melea Castle	1	67.5 1200m	0:10.71 1200m	1:20.71 [4] (0:11.70)	1:09.01 [4] (0:10.71)	0:58.30 [3] (0:11.30)	0:47.00 [3] (0:11.43)	0:35.57 [3] (0:11.66)	0:23.91 [3] (0:11.79)	0:35.57	-2
5	5 KALEA James Orman	2	67.6 1200m	0:10.78 1200m	1:20.82 [5] (0:11.90)	1:08.92 [5] (0:10.78)	0:58.14 [5] (0:11.24)	0:46.90 [5] (0:11.62)	0:35.28 [6] (0:11.66)	0:23.62 [6] (0:11.54)	0:35.28	+2
6	2 ALFA LILY Samantha Collett	7	67.9 1200m	0:10.70 1200m	1:20.96 [6] (0:11.41)	1:09.55 [1] (0:10.70)	0:58.85 [2] (0:11.25)	0:47.60 [2] (0:11.58)	0:36.02 [2] (0:11.68)	0:24.34 [2] (0:11.83)	0:36.02	-1

Scratched: Sizzling Gal (#6)



Ipswich QLD Professional
 Race 2: FOLLOW @IPSWICHTURFCLUB QTIS Three-Year-Old
 BENCHMARK 60 Handicap - 1350m
 17 March 2023 - 12:47



Track Rating: Soft 5, Weather: Hot, Rail Position: True Entire Course

Section							200m			Last 600m
Field Times							0:11.97			0:35.33
Rank	TAB	Horse/Jockey	Barrier	Top Speed [km/h]	Fastest Section	Margin				Distance Travelled [m]
1	3	BIRDONAWING	3	66.9	0:10.92	0:11.97 [1]	1:20.24			0:34.85
		Brodie Loy		1200m	1200m	(0:11.97)				
2	1	CASROCK	6	67.4	0:10.84	0:11.85 [3]	0.2L			0:34.77 +1
		Bailey Wheeler		1200m	1200m	(0:11.85)				
3	7	BETTER YET	4	69.0	0:10.61	0:12.26 [2]	2.2L			0:35.70 -3
		Ben Thompson		1200m	1200m	(0:12.26)				
4	4	LADY WARDELL	1	67.5	0:10.71	0:12.12 [5]	2.7L			0:35.57 -2
		Melea Castle		1200m	1200m	(0:12.12)				
5	5	KALEA	2	67.6	0:10.78	0:12.08 [6]	3.2L			0:35.28 +2
		James Orman		1200m	1200m	(0:12.08)				
6	2	ALFA LILY	7	67.9	0:10.70	0:12.51 [4]	4L			0:36.02 -1
		Samantha Collett		1200m	1200m	(0:12.51)				

Scratched: Sizzling Gal (#6)

[] Ranking at each section and finish
 -:-:- No data available at this section
 NA No data available

SCN Saddle cloth number
 DNF Did not finish
 DNT Did not track



Horse/Jockey Name	Birdonawing
Final Rank	1
Fastest Section Time (Section)	0:10.92 (1200m)
Top Speed [km/h] (Section)	66.9 (1200m)
Race State	Finished



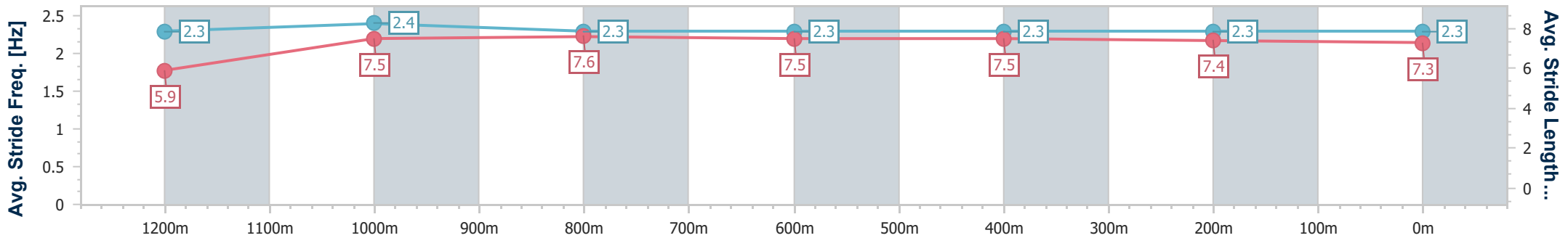
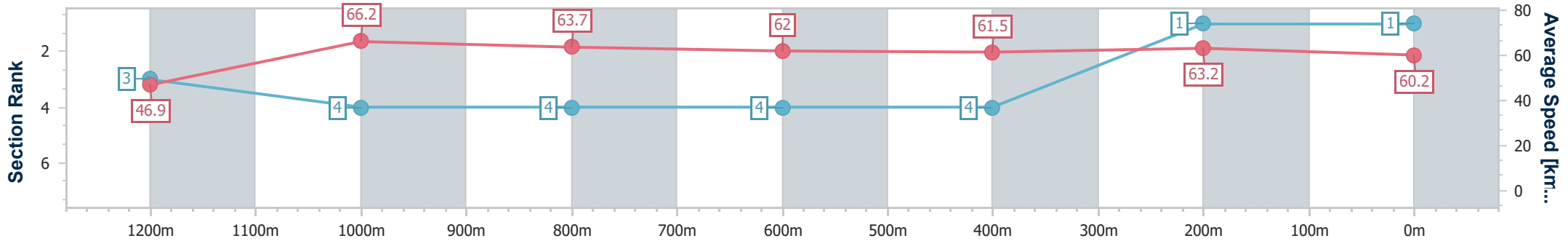
Ipswich QLD Professional
 Race 2: FOLLOW @IPSWICHTURFCLUB QTIS Three-Year-Old
 BENCHMARK 60 Handicap - 1350m



17 March 2023 - 12:47

Track Rating: Soft 5, Weather: Hot, Rail Position: True Entire Course

Section	Overall	1200m	1000m	800m	600m	400m	200m
Section Times	1:20.24 [1] (0:11.53)	1:08.71 [3] (0:10.92)	0:57.79 [4] (0:11.34)	0:46.45 [4] (0:11.60)	0:34.85 [4] (0:11.59)	0:23.26 [4] (0:11.29)	0:11.97 [1] (0:11.97)
Average Speed [km/h]	46.9	66.2	63.7	62.0	61.5	63.2	60.2
Top Speed [km/h]	65.5	66.9	66.5	62.6	63.2	64.6	61.6
Avg. Dist. to Rail [m]	2.0	3.8	1.9	0.7	2.2	1.7	1.4
Avg. Stride Freq. [Hz]	2.3	2.4	2.3	2.3	2.3	2.3	2.3
Avg. Stride Length [m]	5.9	7.5	7.6	7.5	7.5	7.4	7.3



- [] Ranking at each section and finish
- .-.- No data available at this section
- NA No data available



Horse/Jockey Name	Casrock
Final Rank	2
Fastest Section Time (Section)	0:10.84 (1200m)
Top Speed [km/h] (Section)	67.4 (1200m)
Race State	Finished



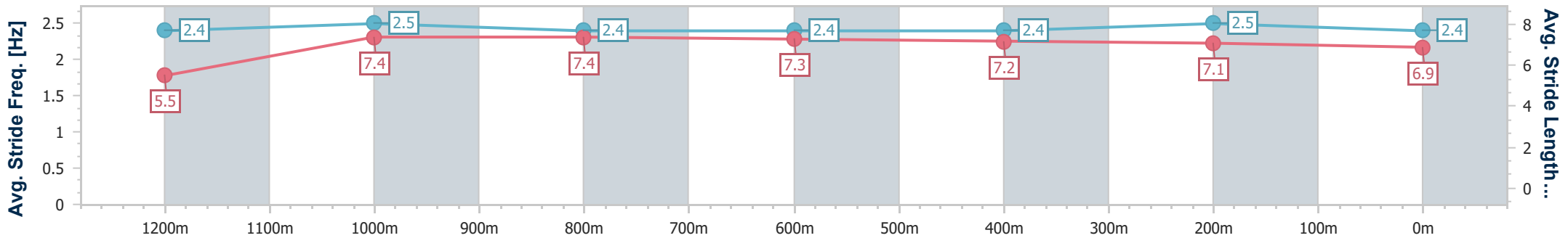
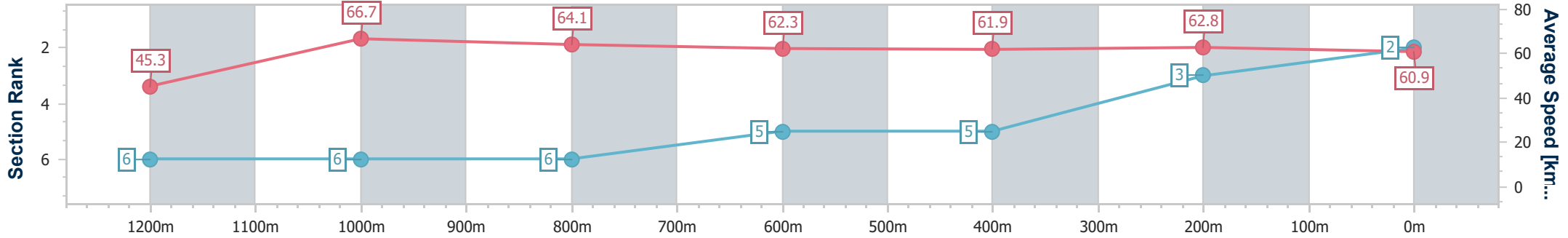
Ipswich QLD Professional
 Race 2: FOLLOW @IPSWICHTURFCLUB QTIS Three-Year-Old
 BENCHMARK 60 Handicap - 1350m



17 March 2023 - 12:47

Track Rating: Soft 5, Weather: Hot, Rail Position: True Entire
 Course

Section	Overall	1200m	1000m	800m	600m	400m	200m
Section Times	1:20.27 [2] (0:11.91)	1:08.36 [6] (0:10.84)	0:57.52 [6] (0:11.24)	0:46.28 [6] (0:11.51)	0:34.77 [5] (0:11.51)	0:23.26 [5] (0:11.41)	0:11.85 [3] (0:11.85)
Average Speed [km/h]	45.3	66.7	64.1	62.3	61.9	62.8	60.9
Top Speed [km/h]	64.9	67.4	67.3	63.1	62.8	63.2	62.8
Avg. Dist. to Rail [m]	3.3	2.5	0.9	0.9	2.3	1.4	3.5
Avg. Stride Freq. [Hz]	2.4	2.5	2.4	2.4	2.4	2.5	2.4
Avg. Stride Length [m]	5.5	7.4	7.4	7.3	7.2	7.1	6.9



- [] Ranking at each section and finish
- .-.- No data available at this section
- NA No data available



Horse/Jockey Name	Better Yet
Final Rank	3
Fastest Section Time (Section)	0:10.61 (1200m)
Top Speed [km/h] (Section)	69.0 (1200m)
Race State	Finished



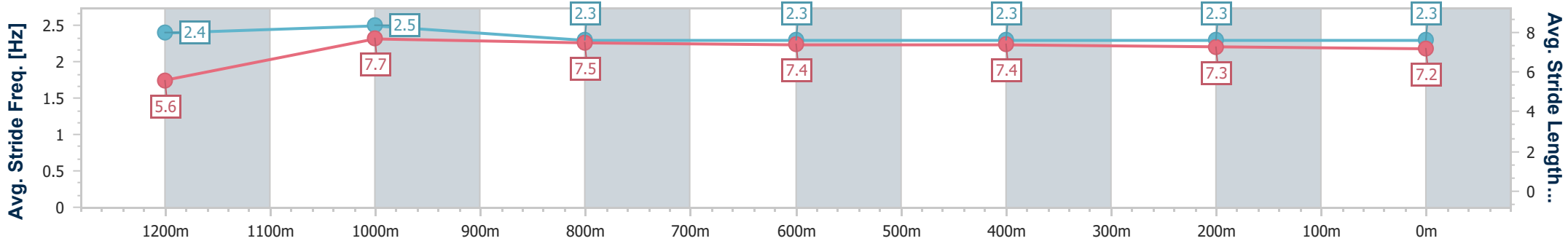
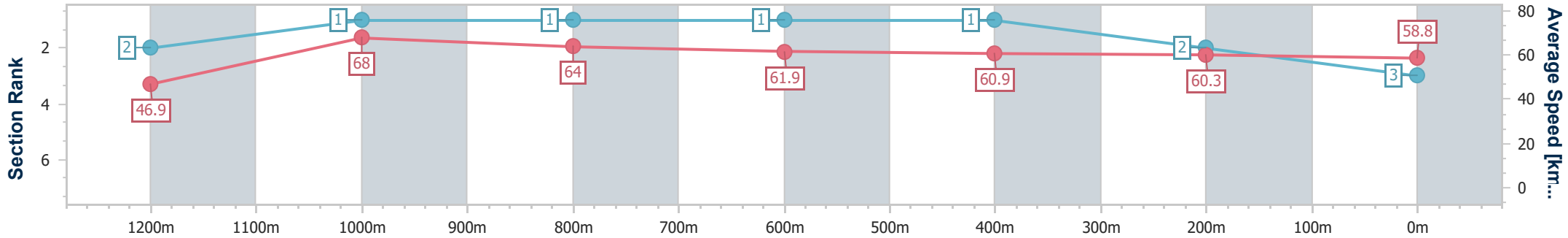
Ipswich QLD Professional
 Race 2: FOLLOW @IPSWICHTURFCLUB QTIS Three-Year-Old
 BENCHMARK 60 Handicap - 1350m



17 March 2023 - 12:47

Track Rating: Soft 5, Weather: Hot, Rail Position: True Entire Course

Section	Overall	1200m	1000m	800m	600m	400m	200m
Section Times	1:20.61 [3] (0:11.50)	1:09.11 [2] (0:10.61)	0:58.50 [1] (0:11.25)	0:47.25 [1] (0:11.55)	0:35.70 [1] (0:11.66)	0:24.04 [1] (0:11.78)	0:12.26 [2] (0:12.26)
Average Speed [km/h]	46.9	68.0	64.0	61.9	60.9	60.3	58.8
Top Speed [km/h]	66.5	69.0	65.5	62.4	61.0	61.1	60.5
Avg. Dist. to Rail [m]	3.0	2.8	0.3	1.9	3.2	2.6	0.9
Avg. Stride Freq. [Hz]	2.4	2.5	2.3	2.3	2.3	2.3	2.3
Avg. Stride Length [m]	5.6	7.7	7.5	7.4	7.4	7.3	7.2



- [] Ranking at each section and finish
- .-.- No data available at this section
- NA No data available



Horse/Jockey Name	Lady Wardell
Final Rank	4
Fastest Section Time (Section)	0:10.71 (1200m)
Top Speed [km/h] (Section)	67.5 (1200m)
Race State	Finished



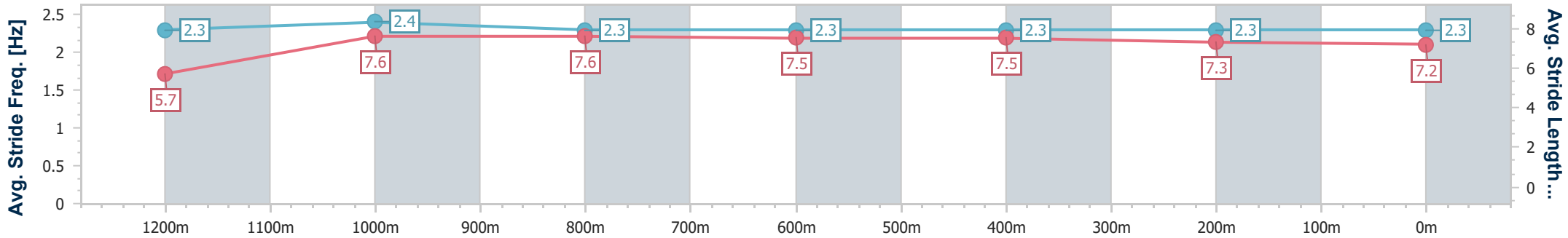
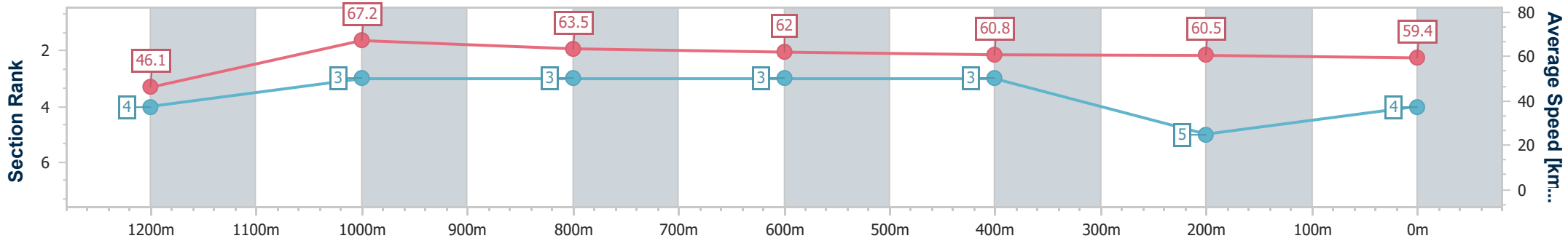
Ipswich QLD Professional
 Race 2: FOLLOW @IPSWICHTURFCLUB QTIS Three-Year-Old
 BENCHMARK 60 Handicap - 1350m



17 March 2023 - 12:47

Track Rating: Soft 5, Weather: Hot, Rail Position: True Entire
 Course

Section	Overall	1200m	1000m	800m	600m	400m	200m
Section Times	1:20.71 [4] (0:11.70)	1:09.01 [4] (0:10.71)	0:58.30 [3] (0:11.30)	0:47.00 [3] (0:11.43)	0:35.57 [3] (0:11.66)	0:23.91 [3] (0:11.79)	0:12.12 [5] (0:12.12)
Average Speed [km/h]	46.1	67.2	63.5	62.0	60.8	60.5	59.4
Top Speed [km/h]	66.6	67.5	65.9	62.8	61.6	61.2	61.2
Avg. Dist. to Rail [m]	2.2	0.6	2.1	3.5	3.7	1.6	2.7
Avg. Stride Freq. [Hz]	2.3	2.4	2.3	2.3	2.3	2.3	2.3
Avg. Stride Length [m]	5.7	7.6	7.6	7.5	7.5	7.3	7.2



- [] Ranking at each section and finish
- .-.- No data available at this section
- NA No data available



Horse/Jockey Name	Kalea
Final Rank	5
Fastest Section Time (Section)	0:10.78 (1200m)
Top Speed [km/h] (Section)	67.6 (1200m)
Race State	Finished



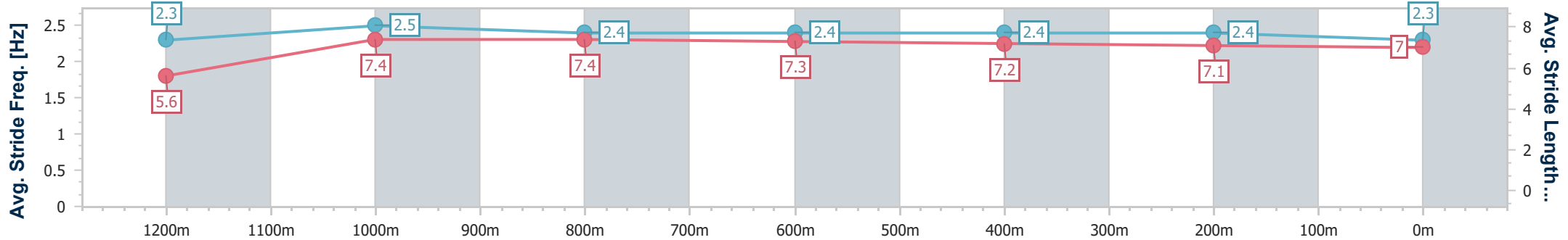
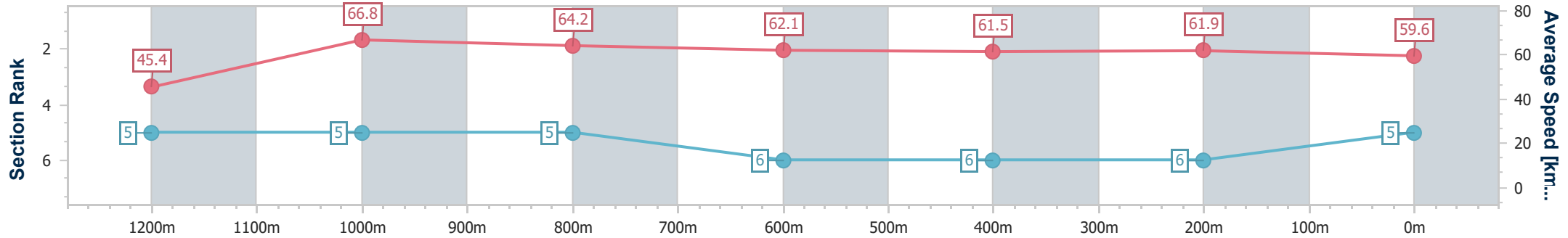
Ipswich QLD Professional
 Race 2: FOLLOW @IPSWICHTURFCLUB QTIS Three-Year-Old
 BENCHMARK 60 Handicap - 1350m



17 March 2023 - 12:47

Track Rating: Soft 5, Weather: Hot, Rail Position: True Entire
 Course

Section	Overall	1200m	1000m	800m	600m	400m	200m
Section Times	1:20.82 [5] (0:11.90)	1:08.92 [5] (0:10.78)	0:58.14 [5] (0:11.24)	0:46.90 [5] (0:11.62)	0:35.28 [6] (0:11.66)	0:23.62 [6] (0:11.54)	0:12.08 [6] (0:12.08)
Average Speed [km/h]	45.4	66.8	64.2	62.1	61.5	61.9	59.6
Top Speed [km/h]	65.5	67.6	67.1	62.7	62.0	63.0	61.7
Avg. Dist. to Rail [m]	1.6	1.5	1.0	0.8	0.9	1.4	3.4
Avg. Stride Freq. [Hz]	2.3	2.5	2.4	2.4	2.4	2.4	2.3
Avg. Stride Length [m]	5.6	7.4	7.4	7.3	7.2	7.1	7.0



- [] Ranking at each section and finish
- .-.- No data available at this section
- NA No data available



Horse/Jockey Name	Alfa Lily
Final Rank	6
Fastest Section Time (Section)	0:10.70 (1200m)
Top Speed [km/h] (Section)	67.9 (1200m)
Race State	Finished



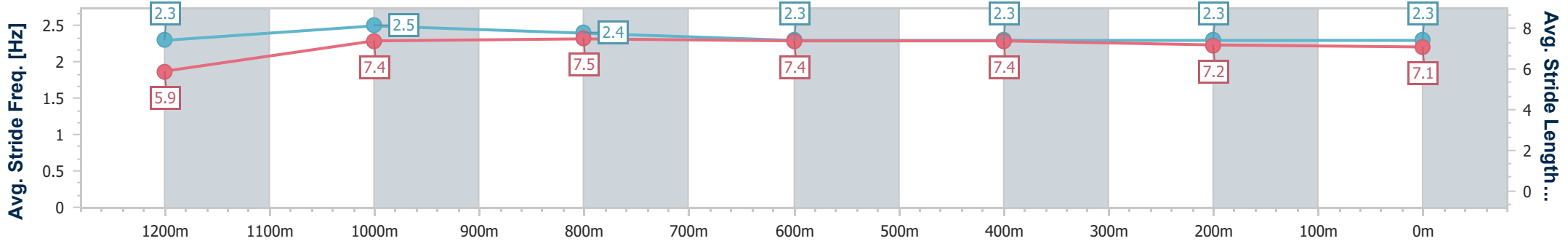
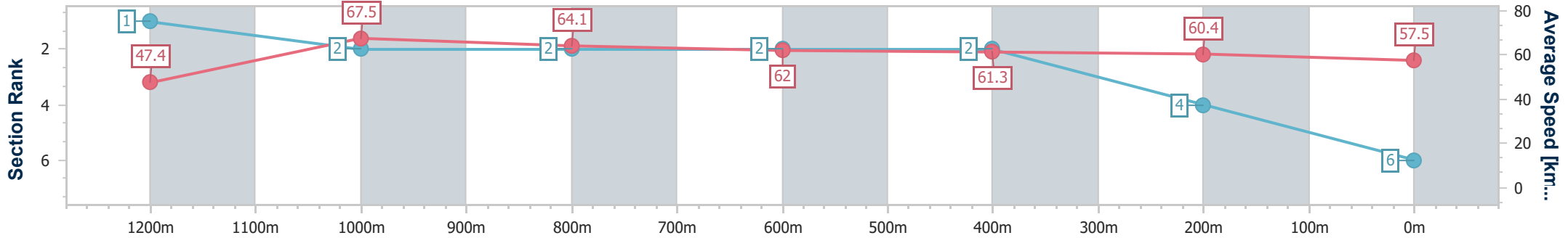
Ipswich QLD Professional
 Race 2: FOLLOW @IPSWICHTURFCLUB QTIS Three-Year-Old
 BENCHMARK 60 Handicap - 1350m



17 March 2023 - 12:47

Track Rating: Soft 5, Weather: Hot, Rail Position: True Entire
 Course

Section	Overall	1200m	1000m	800m	600m	400m	200m
Section Times	1:20.96 [6] (0:11.41)	1:09.55 [1] (0:10.70)	0:58.85 [2] (0:11.25)	0:47.60 [2] (0:11.58)	0:36.02 [2] (0:11.68)	0:24.34 [2] (0:11.83)	0:12.51 [4] (0:12.51)
Average Speed [km/h]	47.4	67.5	64.1	62.0	61.3	60.4	57.5
Top Speed [km/h]	65.9	67.9	66.8	63.2	62.1	61.5	59.5
Avg. Dist. to Rail [m]	5.0	4.0	0.7	0.8	1.1	1.6	0.6
Avg. Stride Freq. [Hz]	2.3	2.5	2.4	2.3	2.3	2.3	2.3
Avg. Stride Length [m]	5.9	7.4	7.5	7.4	7.4	7.2	7.1



- [] Ranking at each section and finish
- .-.- No data available at this section
- NA No data available