

Track Rating: Good 4, Weather: Hot, Rail Position: True Entire Course

Section		Overall	1000m	800m	600m	400m	200m	Last 600m					
Field Times		1:03.93 (0:08.05)	0:55.88 (0:10.56)	0:45.32 (0:10.77)	0:34.55 (0:11.27)	0:23.28 (0:11.53)	0:11.75 (0:11.75)	0:34.55					
Rank	TAB Horse/Jockey	Barrier	Top Speed [km/h]	Fastest Section									
					Margin				Distance Travelled [m]				
1	4 REGAL EDITION Jake Molloy	3	68.8 1000m	0:08.35 Overall	1:03.93 [1] (0:08.35)	0:55.58 [6] (0:10.75)	0:44.83 [6] (0:10.92)	0:33.91 [6] (0:11.19)	0:22.72 [6] (0:11.21)	0:11.51 [6] (0:11.51)	1:03.93	0:33.91	
2	7 WITHOUT SHAME Ben Thompson	1	68.5 1000m	0:08.33 Overall	1:03.93 [2] (0:08.33)	0:55.60 [5] (0:10.71)	0:44.89 [5] (0:10.83)	0:34.06 [5] (0:11.10)	0:22.96 [4] (0:11.37)	0:11.59 [5] (0:11.59)	0.1L	0:34.06	-4
3	2 BEPPE Andrew Mallyon	6	68.1 1000m	0:08.16 Overall	1:03.96 [3] (0:08.16)	0:55.80 [3] (0:10.70)	0:45.10 [4] (0:10.92)	0:34.18 [4] (0:11.22)	0:22.96 [5] (0:11.33)	0:11.63 [4] (0:11.63)	0.2L	0:34.18	+0
4	5 MAXIE TAP Samantha Collett	8	67.7 800m	0:08.37 Overall	1:04.24 [4] (0:08.37)	0:55.87 [7] (0:10.96)	0:44.91 [8] (0:10.81)	0:34.10 [7] (0:11.10)	0:23.00 [7] (0:11.24)	0:11.76 [7] (0:11.76)	1.7L	0:34.10	-2
5	3 DUSKY DANCER Bailey Wheeler	5	69.1 1000m	0:08.05 Overall	1:04.32 [5] (0:08.05)	0:56.27 [1] (0:10.61)	0:45.66 [2] (0:10.87)	0:34.79 [2] (0:11.22)	0:23.57 [2] (0:11.43)	0:12.14 [1] (0:12.14)	2.1L	0:34.79	-2
6	1 CLAIRVUE STAR James Orman	7	69.5 1000m	0:08.18 Overall	1:04.60 [6] (0:08.18)	0:56.42 [4] (0:10.58)	0:45.84 [3] (0:10.88)	0:34.96 [3] (0:11.16)	0:23.80 [3] (0:11.52)	0:12.28 [3] (0:12.28)	3.6L	0:34.96	+3
7	8 SHERIFF OF LONDON Hannah Richardson	2	68.8 1000m	0:08.08 Overall	1:04.80 [7] (0:08.08)	0:56.72 [2] (0:10.53)	0:46.19 [1] (0:10.77)	0:35.42 [1] (0:11.27)	0:24.15 [1] (0:11.58)	0:12.57 [2] (0:12.57)	4.6L	0:35.42	-1
8	6 SEA DRAGON Nozi Tomizawa	4	68.6 1000m	0:08.39 Overall	1:05.38 [8] (0:08.39)	0:56.99 [8] (0:10.85)	0:46.14 [7] (0:11.06)	0:35.08 [8] (0:11.22)	0:23.86 [8] (0:11.52)	0:12.34 [8] (0:12.34)	7.9L	0:35.08	+1



Horse/Jockey Name	Regal Edition
Final Rank	1
Fastest Section Time (Section)	0:08.35 (Overall)
Top Speed [km/h] (Section)	68.8 (1000m)
Race State	Finished



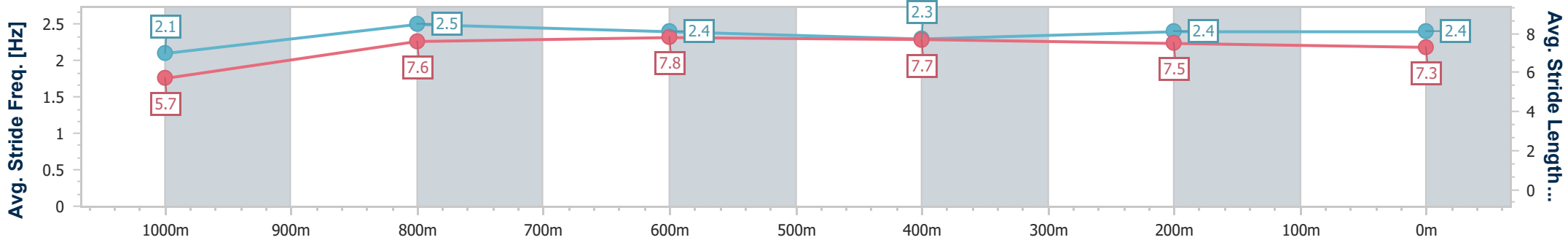
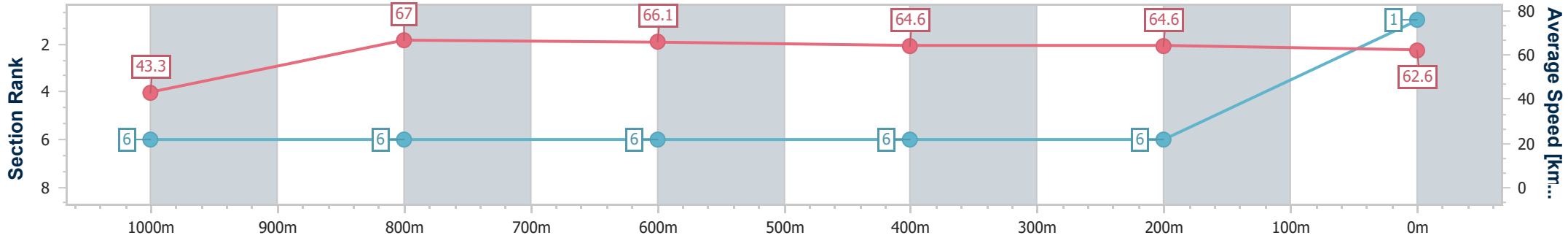
Ipswich QLD Professional
 Race 3: THE BARN FAMILY RESTAURANT Colts, Geldings and
 Entires Class 2 Handica - 1100m



17 March 2023 - 13:27

Track Rating: Good 4, Weather: Hot, Rail Position: True Entire
 Course

Section	Overall	1000m	800m	600m	400m	200m								
Section Times	1:03.93 [1] (0:08.35)	0:55.58 [6] (0:10.75)	0:44.83 [6] (0:10.92)	0:33.91 [6] (0:11.19)	0:22.72 [6] (0:11.21)	0:11.51 [6] (0:11.51)								
Average Speed [km/h]	43.3	67.0	66.1	64.6	64.6	62.6								
Top Speed [km/h]	62.3	68.8	68.2	65.5	65.4	64.1								
Avg. Dist. to Rail [m]	4.7	0.4	0.8	1.1	2.5	4.7								
Avg. Stride Freq. [Hz]	2.1	2.5	2.4	2.3	2.4	2.4								
Avg. Stride Length [m]	5.7	7.6	7.8	7.7	7.5	7.3								



- [] Ranking at each section and finish
- .-.- No data available at this section
- NA No data available



Horse/Jockey Name	Without Shame
Final Rank	2
Fastest Section Time (Section)	0:08.33 (Overall)
Top Speed [km/h] (Section)	68.5 (1000m)
Race State	Finished



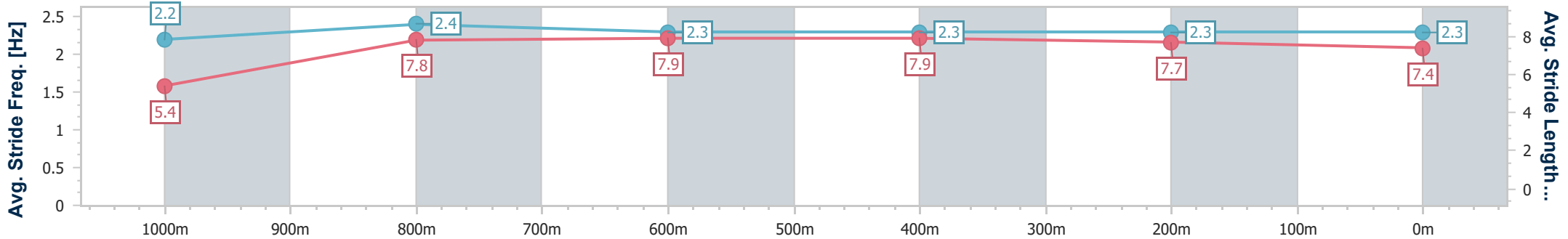
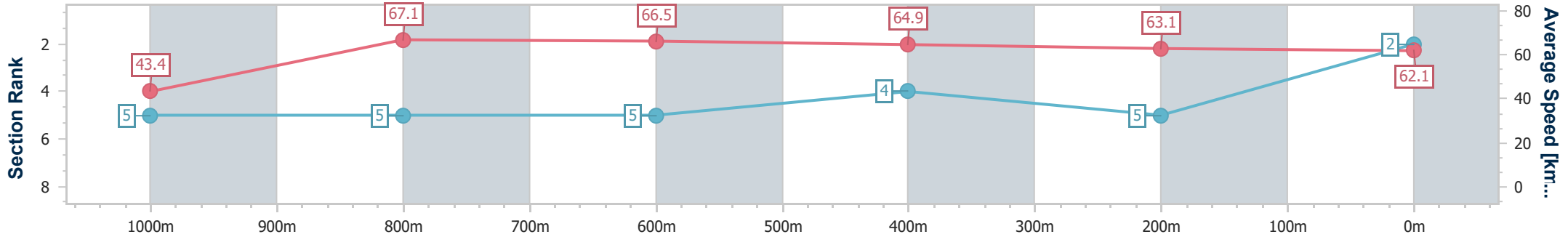
Ipswich QLD Professional
 Race 3: THE BARN FAMILY RESTAURANT Colts, Geldings and
 Entires Class 2 Handica - 1100m



17 March 2023 - 13:27

Track Rating: Good 4, Weather: Hot, Rail Position: True Entire
 Course

Section	Overall	1000m	800m	600m	400m	200m								
Section Times	1:03.93 [2] (0:08.33)	0:55.60 [5] (0:10.71)	0:44.89 [5] (0:10.83)	0:34.06 [5] (0:11.10)	0:22.96 [4] (0:11.37)	0:11.59 [5] (0:11.59)								
Average Speed [km/h]	43.4	67.1	66.5	64.9	63.1	62.1								
Top Speed [km/h]	62.3	68.5	68.0	65.6	63.7	63.6								
Avg. Dist. to Rail [m]	2.9	0.6	0.3	0.3	0.8	0.4								
Avg. Stride Freq. [Hz]	2.2	2.4	2.3	2.3	2.3	2.3								
Avg. Stride Length [m]	5.4	7.8	7.9	7.9	7.7	7.4								



- [] Ranking at each section and finish
- .-.- No data available at this section
- NA No data available



Horse/Jockey Name	Beppe
Final Rank	3
Fastest Section Time (Section)	0:08.16 (Overall)
Top Speed [km/h] (Section)	68.1 (1000m)
Race State	Finished



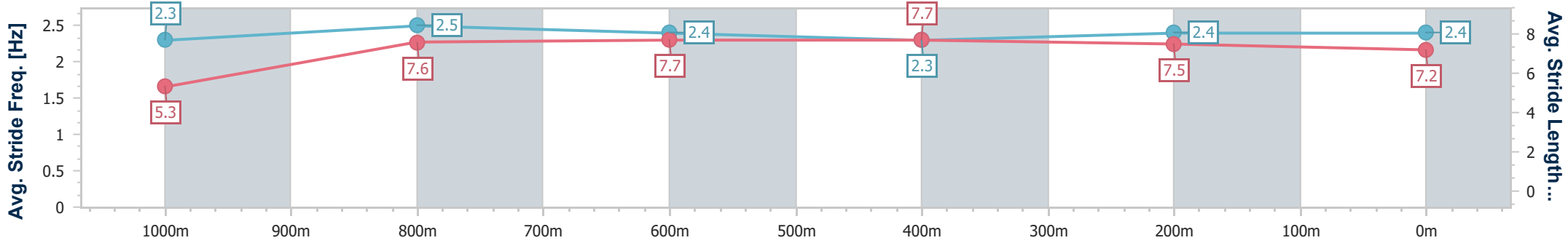
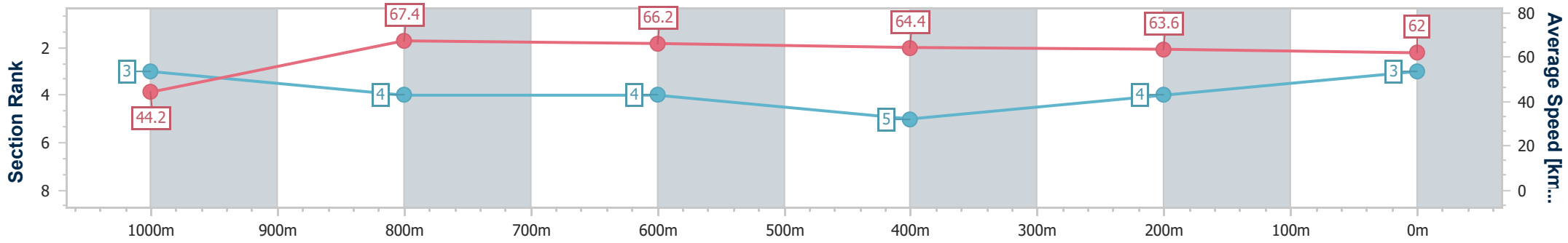
Ipswich QLD Professional
 Race 3: THE BARN FAMILY RESTAURANT Colts, Geldings and
 Entires Class 2 Handica - 1100m



17 March 2023 - 13:27

Track Rating: Good 4, Weather: Hot, Rail Position: True Entire
 Course

Section	Overall	1000m	800m	600m	400m	200m								
Section Times	1:03.96 [3] (0:08.16)	0:55.80 [3] (0:10.70)	0:45.10 [4] (0:10.92)	0:34.18 [4] (0:11.22)	0:22.96 [5] (0:11.33)	0:11.63 [4]								
Average Speed [km/h]	44.2	67.4	66.2	64.4	63.6	62.0								
Top Speed [km/h]	65.1	68.1	67.3	65.4	64.5	64.4								
Avg. Dist. to Rail [m]	7.7	1.5	1.0	1.2	1.4	3.4								
Avg. Stride Freq. [Hz]	2.3	2.5	2.4	2.3	2.4	2.4								
Avg. Stride Length [m]	5.3	7.6	7.7	7.7	7.5	7.2								



- [] Ranking at each section and finish
- .-.- No data available at this section
- NA No data available



Horse/Jockey Name	Maxie Tap
Final Rank	4
Fastest Section Time (Section)	0:08.37 (Overall)
Top Speed [km/h] (Section)	67.7 (800m)
Race State	Finished



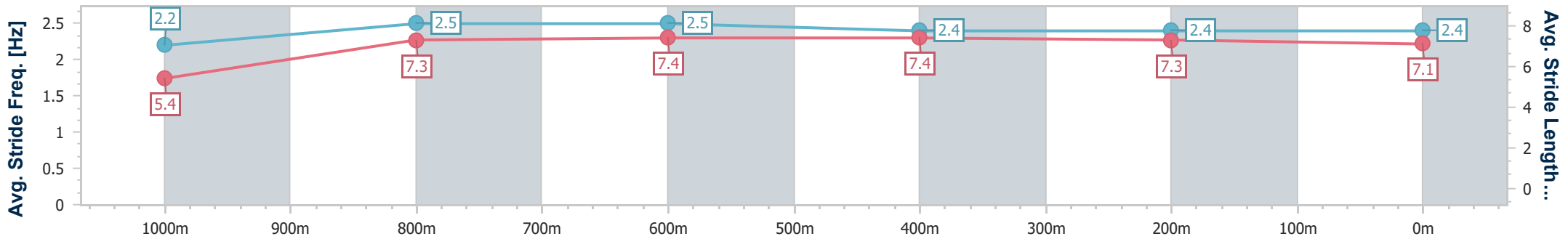
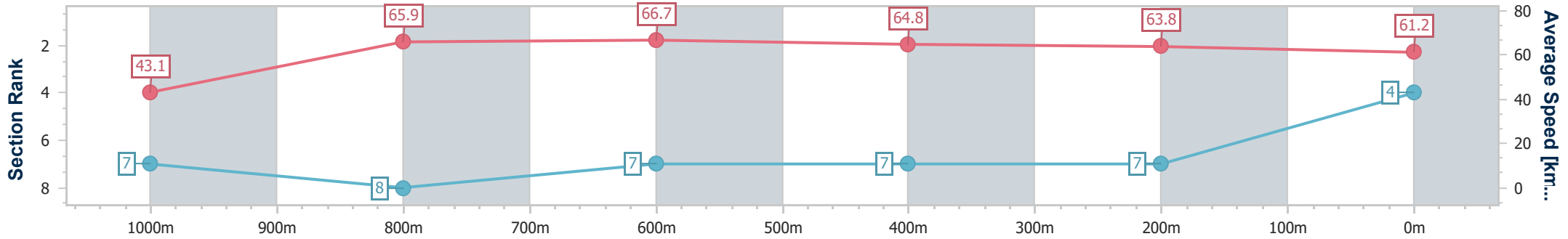
Ipswich QLD Professional
 Race 3: THE BARN FAMILY RESTAURANT Colts, Geldings and
 Entires Class 2 Handica - 1100m



17 March 2023 - 13:27

Track Rating: Good 4, Weather: Hot, Rail Position: True Entire
 Course

Section	Overall	1000m	800m	600m	400m	200m									
Section Times	1:04.24 [4] (0:08.37)	0:55.87 [7] (0:10.96)	0:44.91 [8] (0:10.81)	0:34.10 [7] (0:11.10)	0:23.00 [7] (0:11.24)	0:11.76 [7] (0:11.76)									
Average Speed [km/h]	43.1	65.9	66.7	64.8	63.8	61.2									
Top Speed [km/h]	63.4	67.6	67.7	65.4	65.1	63.2									
Avg. Dist. to Rail [m]	10.3	2.2	0.3	0.6	0.9	3.6									
Avg. Stride Freq. [Hz]	2.2	2.5	2.5	2.4	2.4	2.4									
Avg. Stride Length [m]	5.4	7.3	7.4	7.4	7.3	7.1									



- [] Ranking at each section and finish
- .-.- No data available at this section
- NA No data available



Horse/Jockey Name	Dusky Dancer
Final Rank	5
Fastest Section Time (Section)	0:08.05 (Overall)
Top Speed [km/h] (Section)	69.1 (1000m)
Race State	Finished



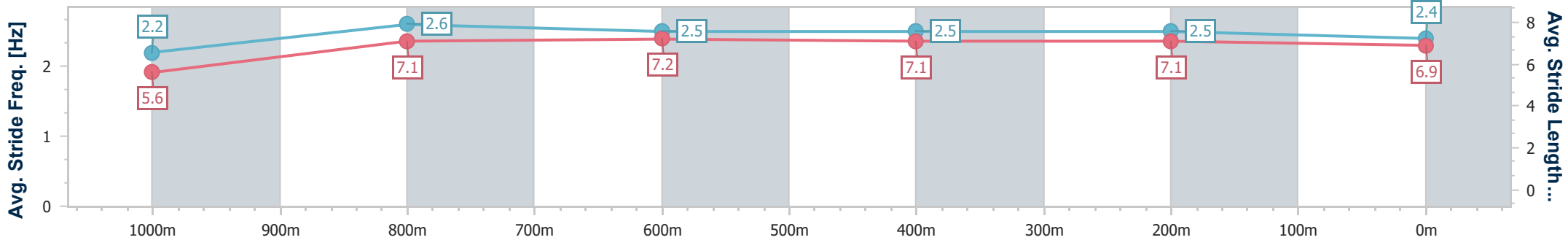
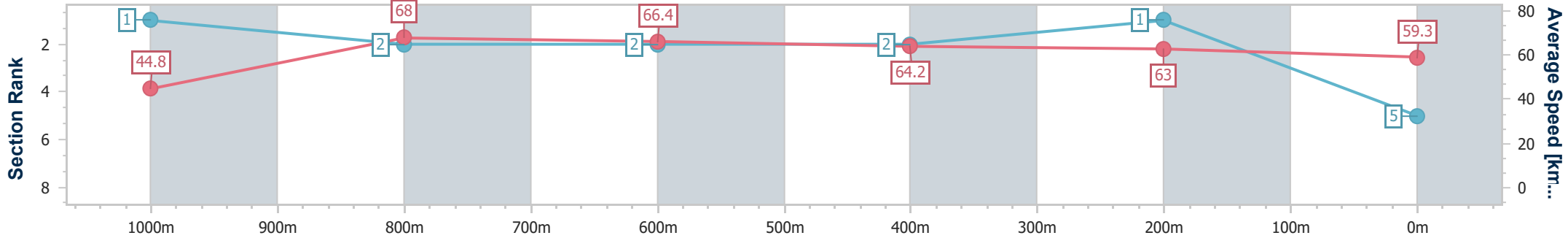
Ipswich QLD Professional
 Race 3: THE BARN FAMILY RESTAURANT Colts, Geldings and
 Entires Class 2 Handica - 1100m



17 March 2023 - 13:27

Track Rating: Good 4, Weather: Hot, Rail Position: True Entire
 Course

Section	Overall	1000m	800m	600m	400m	200m								
Section Times	1:04.32 [5] (0:08.05)	0:56.27 [1] (0:10.61)	0:45.66 [2] (0:10.87)	0:34.79 [2] (0:11.22)	0:23.57 [2] (0:11.43)	0:12.14 [1] (0:12.14)								
Average Speed [km/h]	44.8	68.0	66.4	64.2	63.0	59.3								
Top Speed [km/h]	63.7	69.1	67.0	65.3	63.8	62.5								
Avg. Dist. to Rail [m]	6.5	1.1	1.0	0.8	0.5	1.0								
Avg. Stride Freq. [Hz]	2.2	2.6	2.5	2.5	2.5	2.4								
Avg. Stride Length [m]	5.6	7.1	7.2	7.1	7.1	6.9								



- [] Ranking at each section and finish
- .-.- No data available at this section
- NA No data available



Horse/Jockey Name	Clairvue Star
Final Rank	6
Fastest Section Time (Section)	0:08.18 (Overall)
Top Speed [km/h] (Section)	69.5 (1000m)
Race State	Finished



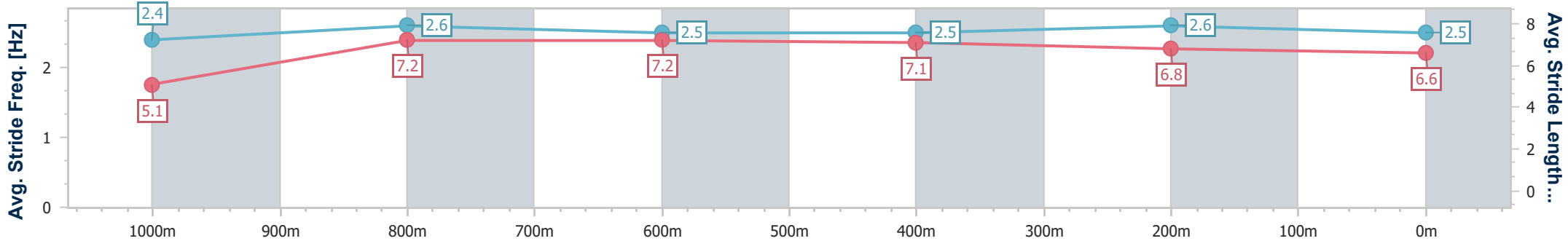
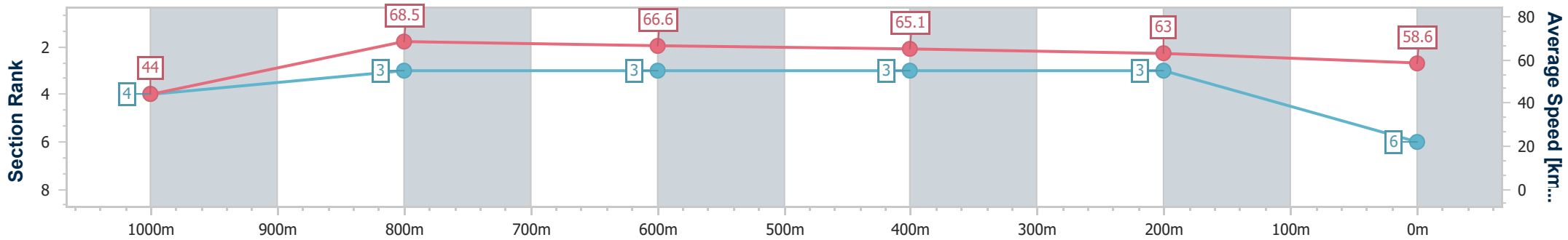
Ipswich QLD Professional
 Race 3: THE BARN FAMILY RESTAURANT Colts, Geldings and
 Entires Class 2 Handica - 1100m



17 March 2023 - 13:27

Track Rating: Good 4, Weather: Hot, Rail Position: True Entire
 Course

Section	Overall	1000m	800m	600m	400m	200m								
Section Times	1:04.60 [6] (0:08.18)	0:56.42 [4] (0:10.58)	0:45.84 [3] (0:10.88)	0:34.96 [3] (0:11.16)	0:23.80 [3] (0:11.52)	0:12.28 [3] (0:12.28)								
Average Speed [km/h]	44.0	68.5	66.6	65.1	63.0	58.6								
Top Speed [km/h]	65.7	69.5	67.3	65.6	64.5	62.3								
Avg. Dist. to Rail [m]	8.9	3.3	1.6	2.2	2.5	4.1								
Avg. Stride Freq. [Hz]	2.4	2.6	2.5	2.5	2.6	2.5								
Avg. Stride Length [m]	5.1	7.2	7.2	7.1	6.8	6.6								



- [] Ranking at each section and finish
- .-.- No data available at this section
- NA No data available



Horse/Jockey Name	Sheriff Of London
Final Rank	7
Fastest Section Time (Section)	0:08.08 (Overall)
Top Speed [km/h] (Section)	68.8 (1000m)
Race State	Finished



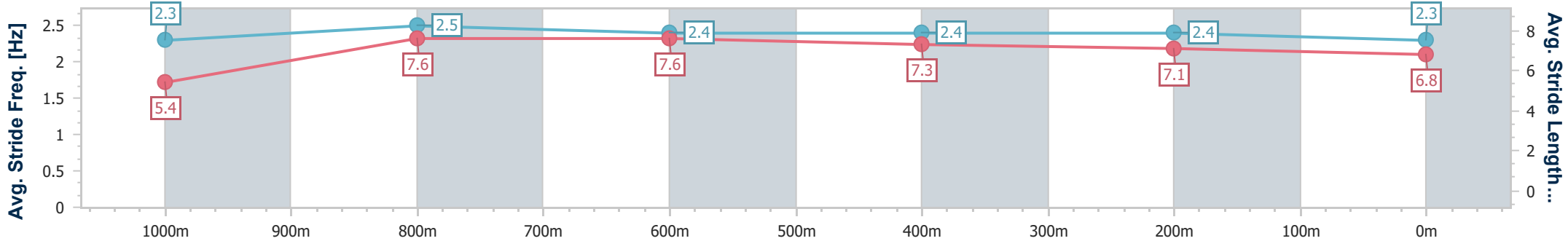
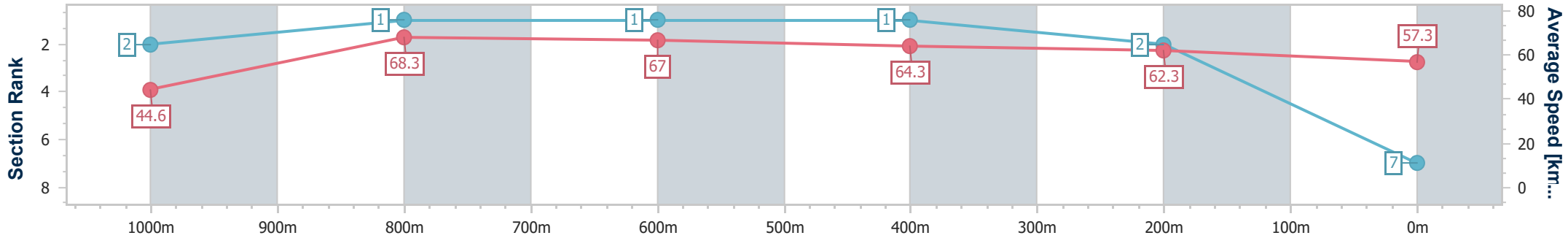
Ipswich QLD Professional
 Race 3: THE BARN FAMILY RESTAURANT Colts, Geldings and
 Entires Class 2 Handica - 1100m



17 March 2023 - 13:27

Track Rating: Good 4, Weather: Hot, Rail Position: True Entire
 Course

Section	Overall	1000m	800m	600m	400m	200m								
Section Times	1:04.80 [7] (0:08.08)	0:56.72 [2] (0:10.53)	0:46.19 [1] (0:10.77)	0:35.42 [1] (0:11.27)	0:24.15 [1] (0:11.58)	0:12.57 [2] (0:12.57)								
Average Speed [km/h]	44.6	68.3	67.0	64.3	62.3	57.3								
Top Speed [km/h]	65.7	68.8	68.5	66.3	63.7	61.1								
Avg. Dist. to Rail [m]	3.3	0.7	0.5	1.6	0.4	0.4								
Avg. Stride Freq. [Hz]	2.3	2.5	2.4	2.4	2.4	2.3								
Avg. Stride Length [m]	5.4	7.6	7.6	7.3	7.1	6.8								



- [] Ranking at each section and finish
- .-.- No data available at this section
- NA No data available



Horse/Jockey Name	Sea Dragon
Final Rank	8
Fastest Section Time (Section)	0:08.39 (Overall)
Top Speed [km/h] (Section)	68.6 (1000m)
Race State	Finished



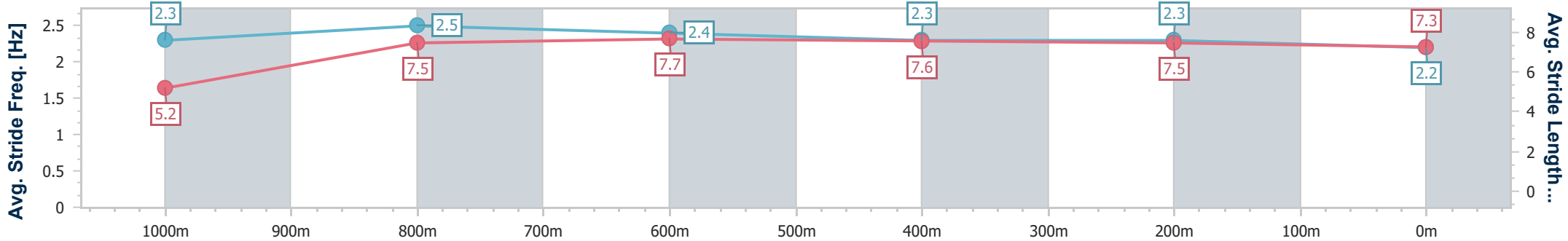
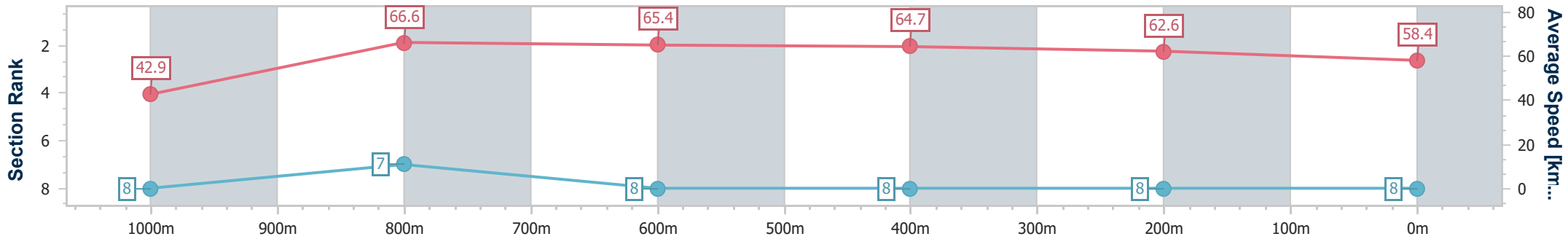
Ipswich QLD Professional
 Race 3: THE BARN FAMILY RESTAURANT Colts, Geldings and
 Entires Class 2 Handica - 1100m



17 March 2023 - 13:27

Track Rating: Good 4, Weather: Hot, Rail Position: True Entire
 Course

Section	Overall	1000m	800m	600m	400m	200m								
Section Times	1:05.38 [8] (0:08.39)	0:56.99 [8] (0:10.85)	0:46.14 [7] (0:11.06)	0:35.08 [8] (0:11.22)	0:23.86 [8] (0:11.52)	0:12.34 [8] (0:12.34)								
Average Speed [km/h]	42.9	66.6	65.4	64.7	62.6	58.4								
Top Speed [km/h]	62.5	68.6	66.2	65.4	64.6	61.8								
Avg. Dist. to Rail [m]	5.6	2.1	1.5	1.6	1.6	3.2								
Avg. Stride Freq. [Hz]	2.3	2.5	2.4	2.3	2.3	2.2								
Avg. Stride Length [m]	5.2	7.5	7.7	7.6	7.5	7.3								



- [] Ranking at each section and finish
- .-.- No data available at this section
- NA No data available