



Doomben QLD Professional

Race 8: CHANNEL 7 QTIS JEWEL - 1200m

18 March 2023 - 16:30



BRISBANE
RACING CLUB

Track Rating: Soft 5, Weather: Fine, Rail Position: +1.5m Entire Course

Section		Overall	1000m	800m	600m	400m	200m	Last 600m					
Field Times		1:09.46 (0:13.17)	0:56.29 (0:10.56)	0:45.73 (0:11.27)	0:34.46 (0:11.38)	0:23.08 (0:11.11)	0:11.97 (0:11.97)	0:34.46					
Rank	TAB Horse/Jockey	Barrier	Top Speed [km/h]	Fastest Section							Margin	Distance Travelled [m]	
1	1 ALL THAT PIZAZZ Ben Thompson	8	69.2 1000m	0:10.64 1000m	1:09.46 [1] (0:13.28)	0:56.18 [3] (0:10.64)	0:45.54 [2] (0:11.19)	0:34.35 [3] (0:11.50)	0:22.85 [3] (0:11.06)	0:11.79 [2] (0:11.79)	1:09.46	0:34.35	
2	16 SPIRIT QUEEN Nikita Beriman	14	68.2 1000m	0:10.87 400m	1:09.70 [2] (0:13.84)	0:55.86 [13] (0:10.96)	0:44.90 [14] (0:11.16)	0:33.74 [14] (0:11.47)	0:22.27 [14] (0:10.87)	0:11.40 [11] (0:11.40)	1.4L	0:33.74	-3
3	12 BURNISH GOLD Jim Byrne	9	69.2 1000m	0:10.62 1000m	1:09.70 [3] (0:13.58)	0:56.12 [10] (0:10.62)	0:45.50 [6] (0:11.13)	0:34.37 [6] (0:11.53)	0:22.84 [5] (0:10.95)	0:11.89 [4] (0:11.89)	1.42L	0:34.37	+1
4	3 BETTER RAIN Les Tilley	10	70.9 1000m	0:10.56 1000m	1:09.70 [4] (0:13.17)	0:56.53 [1] (0:10.56)	0:45.97 [1] (0:11.28)	0:34.69 [1] (0:11.39)	0:23.30 [1] (0:11.09)	0:12.21 [1] (0:12.21)	1.45L	0:34.69	-8
5	17 HEROIC MISS Michael Cahill	2	67.7 Overall	0:10.87 1000m	1:09.80 [5] (0:13.43)	0:56.37 [8] (0:10.87)	0:45.50 [9] (0:11.15)	0:34.35 [8] (0:11.47)	0:22.88 [8] (0:11.15)	0:11.73 [7] (0:11.73)	2L	0:34.35	-8
6	15 EN POINTE Larry Cassidy	11	70.6 1000m	0:10.51 1000m	1:09.87 [6] (0:13.38)	0:56.49 [5] (0:10.51)	0:45.98 [3] (0:11.11)	0:34.87 [2] (0:11.38)	0:23.49 [2] (0:11.27)	0:12.22 [3] (0:12.22)	2.39L	0:34.87	-6
7	13 EVEN NOW Taylor Marshall	12	71.5 1000m	0:10.83 1000m	1:09.91 [7] (0:13.70)	0:56.21 [11] (0:10.83)	0:45.38 [11] (0:11.22)	0:34.16 [12] (0:11.47)	0:22.69 [10] (0:11.13)	0:11.56 [9] (0:11.56)	2.7L	0:34.16	-3
8	14 EKATERINA Kyle Wilson-Taylor	16	67.9 1000m	0:10.82 400m	1:09.94 [8] (0:14.13)	0:55.81 [16] (0:11.07)	0:44.74 [16] (0:11.04)	0:33.70 [16] (0:11.52)	0:22.18 [16] (0:10.82)	0:11.36 [16] (0:11.36)	2.83L	0:33.70	-8
9	6 BOOM COURT Boris Thornton	3	69.1 Overall	0:10.86 1000m	1:09.94 [9] (0:13.45)	0:56.49 [6] (0:10.86)	0:45.63 [7] (0:11.19)	0:34.44 [7] (0:11.55)	0:22.89 [7] (0:11.18)	0:11.71 [8] (0:11.71)	2.9L	0:34.44	-6
10	9 BROOKHAVEN Justin Huxtable	13	68.4 1000m	0:10.95 400m	1:09.96 [10] (0:13.99)	0:55.97 [15] (0:11.06)	0:44.91 [15] (0:11.15)	0:33.76 [15] (0:11.44)	0:22.32 [15] (0:10.95)	0:11.37 [15] (0:11.37)	2.99L	0:33.76	-2

Scratched: Steady Ready (#2), Beast Mode (#7)

[] Ranking at each section and finish
 -:-:- No data available at this section
 NA No data available

SCN Saddle cloth number
 DNF Did not finish
 DNT Did not track



Doomben QLD Professional
Race 8: CHANNEL 7 QTIS JEWEL - 1200m
18 March 2023 - 16:30



BRISBANE
RACING CLUB

Track Rating: Soft 5, Weather: Fine, Rail Position: +1.5m Entire Course

Section		Overall	1000m	800m	600m	400m	200m	Last 600m					
Field Times		1:09.46 (0:13.17)	0:56.29 (0:10.56)	0:45.73 (0:11.27)	0:34.46 (0:11.38)	0:23.08 (0:11.11)	0:11.97 (0:11.97)	0:34.46					
Rank	TAB Horse/Jockey	Barrier	Top Speed [km/h]	Fastest Section							Margin	Distance Travelled [m]	
11	10 BETTERDEEL Samantha Collett	6	68.7 1000m	0:10.89 1000m	1:10.07 [11] (0:13.91)	0:56.16 [14] (0:10.89)	0:45.27 [13] (0:11.17)	0:34.10 [13] (0:11.45)	0:22.65 [13] (0:11.08)	0:11.57 [14] (0:11.57)	3.67L	0:34.10	-5
12	4 NORTHERN EXPRESS Jaden Lloyd	5	69.1 1000m	0:10.69 1000m	1:10.07 [12] (0:13.78)	0:56.29 [12] (0:10.69)	0:45.60 [10] (0:11.09)	0:34.51 [10] (0:11.68)	0:22.83 [11] (0:11.10)	0:11.73 [10] (0:11.73)	3.68L	0:34.51	-2
13	8 CORFE CASTLE Damien Thornton	15	67.0 400m	0:10.98 1000m	1:10.09 [13] (0:13.58)	0:56.51 [9] (0:10.98)	0:45.53 [12] (0:11.02)	0:34.51 [11] (0:11.45)	0:23.06 [9] (0:11.10)	0:11.96 [6] (0:11.96)	3.73L	0:34.51	+3
14	18 GRANITE PRINCE Angela Jones	7	67.8 Overall	0:10.90 1000m	1:10.09 [14] (0:13.46)	0:56.63 [7] (0:10.90)	0:45.73 [8] (0:11.24)	0:34.49 [9] (0:11.73)	0:22.76 [12] (0:11.23)	0:11.53 [13] (0:11.53)	3.74L	0:34.49	+4
15	5 HEROIC SON Mark Du Plessis	4	68.7 1000m	0:10.72 1000m	1:10.13 [15] (0:13.21)	0:56.92 [2] (0:10.72)	0:46.20 [4] (0:11.35)	0:34.85 [5] (0:11.66)	0:23.19 [6] (0:11.16)	0:12.03 [5] (0:12.03)	4.02L	0:34.85	+4
16	11 SHE'SGOTTHEBOOM James Orman	1	68.5 1000m	0:10.68 1000m	1:12.05 [16] (0:13.28)	0:58.77 [4] (0:10.68)	0:48.09 [5] (0:11.17)	0:36.92 [4] (0:11.70)	0:25.22 [4] (0:11.53)	0:13.69 [12] (0:13.69)	15.22L	0:36.92	-3

Scratched: Steady Ready (#2), Beast Mode (#7)

[] Ranking at each section and finish
 -:-:- No data available at this section
 NA No data available

SCN Saddle cloth number
 DNF Did not finish
 DNT Did not track



Horse/Jockey Name	All That Pizzazz
Final Rank	1
Fastest Section Time (Section)	0:10.64 (1000m)
Top Speed [km/h] (Section)	69.2 (1000m)
Race State	Finished



Doomben QLD Professional

Race 8: CHANNEL 7 QTIS JEWEL - 1200m

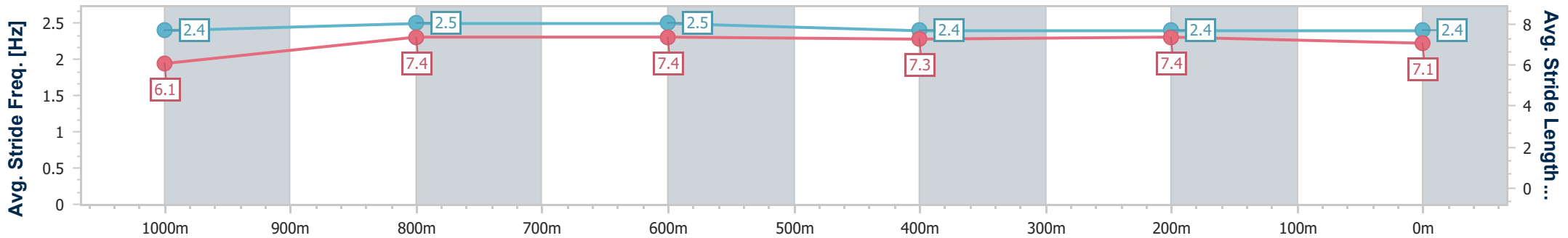
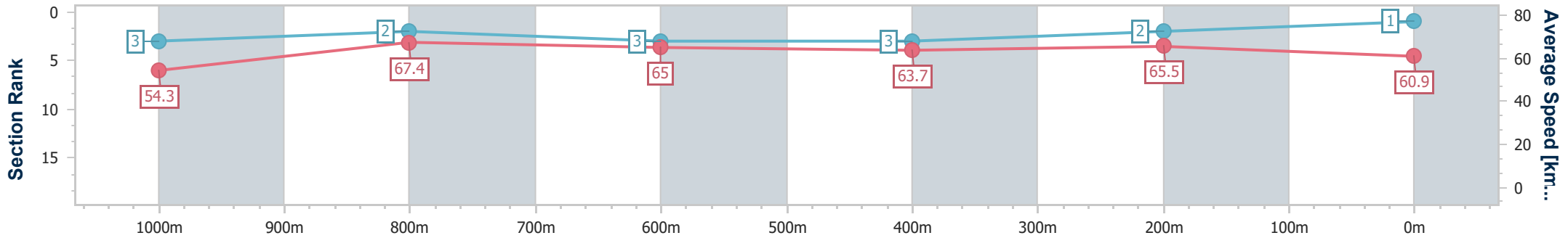
18 March 2023 - 16:30

Track Rating: Soft 5, Weather: Fine, Rail Position: +1.5m Entire Course



BRISBANE RACING CLUB

Section	Overall	1000m	800m	600m	400m	200m
Section Times	1:09.46 [1] (0:13.28)	0:56.18 [3] (0:10.64)	0:45.54 [2] (0:11.19)	0:34.35 [3] (0:11.50)	0:22.85 [3] (0:11.06)	0:11.79 [2] (0:11.79)
Average Speed [km/h]	54.3	67.4	65.0	63.7	65.5	60.9
Top Speed [km/h]	69.0	69.2	65.8	64.6	66.1	65.3
Avg. Dist. to Rail [m]	5.1	0.4	1.5	3.2	3.8	4.8
Avg. Stride Freq. [Hz]	2.4	2.5	2.5	2.4	2.4	2.4
Avg. Stride Length [m]	6.1	7.4	7.4	7.3	7.4	7.1



- [] Ranking at each section and finish
- .-.- No data available at this section
- NA No data available



Horse/Jockey Name	Spirit Queen
Final Rank	2
Fastest Section Time (Section)	0:10.87 (400m)
Top Speed [km/h] (Section)	68.2 (1000m)
Race State	Finished



Doomben QLD Professional

Race 8: CHANNEL 7 QTIS JEWEL - 1200m

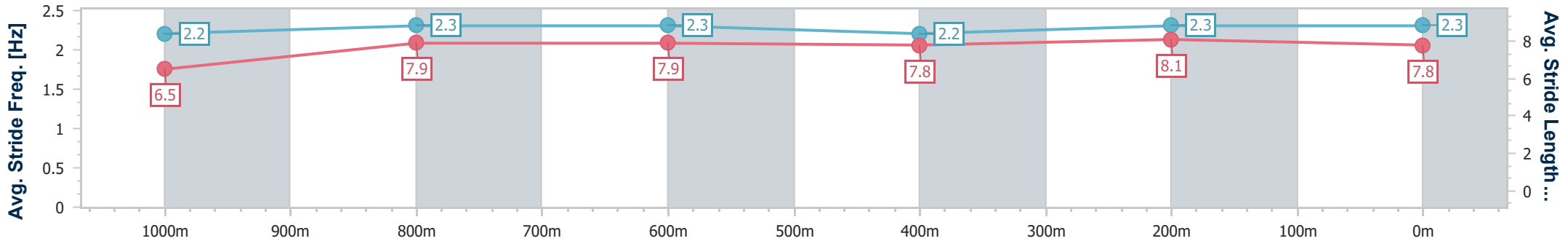
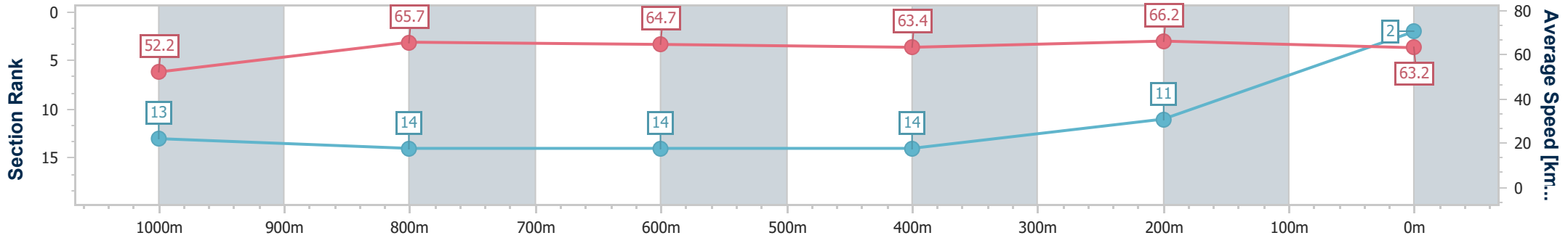
18 March 2023 - 16:30

Track Rating: Soft 5, Weather: Fine, Rail Position: +1.5m Entire Course



BRISBANE RACING CLUB

Section	Overall	1000m	800m	600m	400m	200m
Section Times	1:09.70 [2] (0:13.84)	0:55.86 [13] (0:10.96)	0:44.90 [14] (0:11.16)	0:33.74 [14] (0:11.47)	0:22.27 [14] (0:10.87)	0:11.40 [11] (0:11.40)
Average Speed [km/h]	52.2	65.7	64.7	63.4	66.2	63.2
Top Speed [km/h]	66.4	68.2	65.4	65.2	67.6	66.2
Avg. Dist. to Rail [m]	8.2	0.5	0.9	1.4	2.1	4.6
Avg. Stride Freq. [Hz]	2.2	2.3	2.3	2.2	2.3	2.3
Avg. Stride Length [m]	6.5	7.9	7.9	7.8	8.1	7.8



- [] Ranking at each section and finish
- .-.- No data available at this section
- NA No data available



Horse/Jockey Name	Burnish Gold
Final Rank	3
Fastest Section Time (Section)	0:10.62 (1000m)
Top Speed [km/h] (Section)	69.2 (1000m)
Race State	Finished



Doomben QLD Professional

Race 8: CHANNEL 7 QTIS JEWEL - 1200m

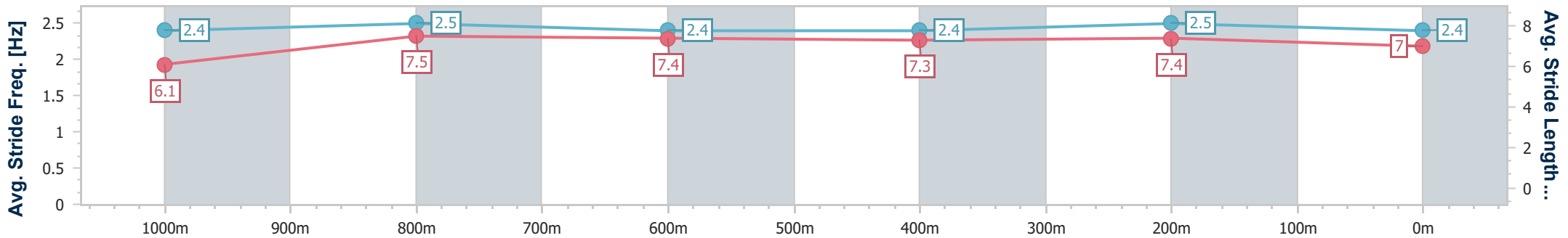
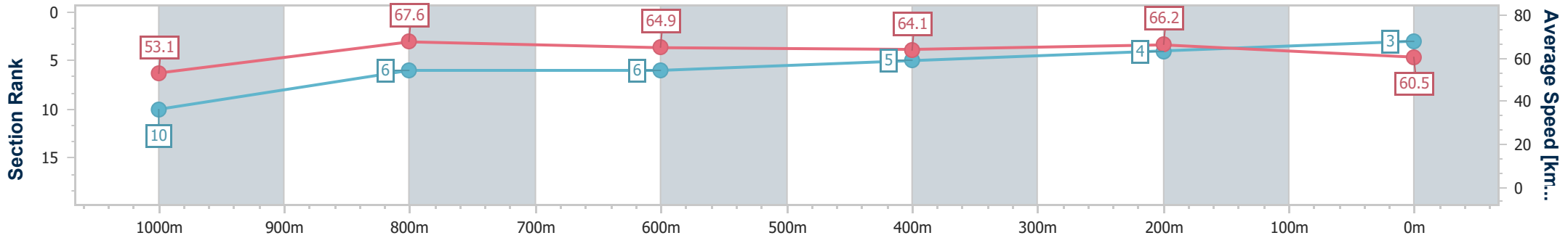
18 March 2023 - 16:30

Track Rating: Soft 5, Weather: Fine, Rail Position: +1.5m Entire Course



BRISBANE RACING CLUB

Section	Overall	1000m	800m	600m	400m	200m
Section Times	1:09.70 [3] (0:13.58)	0:56.12 [10] (0:10.62)	0:45.50 [6] (0:11.13)	0:34.37 [6] (0:11.53)	0:22.84 [5] (0:10.95)	0:11.89 [4] (0:11.89)
Average Speed [km/h]	53.1	67.6	64.9	64.1	66.2	60.5
Top Speed [km/h]	67.6	69.2	66.5	66.0	68.0	63.5
Avg. Dist. to Rail [m]	6.0	1.1	1.6	4.5	5.4	8.8
Avg. Stride Freq. [Hz]	2.4	2.5	2.4	2.4	2.5	2.4
Avg. Stride Length [m]	6.1	7.5	7.4	7.3	7.4	7.0



- [] Ranking at each section and finish
- .-.- No data available at this section
- NA No data available



Horse/Jockey Name	Better Rain
Final Rank	4
Fastest Section Time (Section)	0:10.56 (1000m)
Top Speed [km/h] (Section)	70.9 (1000m)
Race State	Finished



Doomben QLD Professional

Race 8: CHANNEL 7 QTIS JEWEL - 1200m

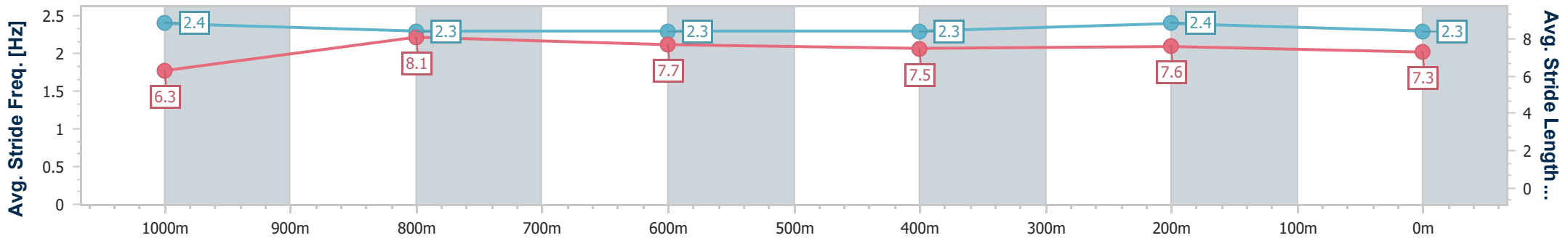
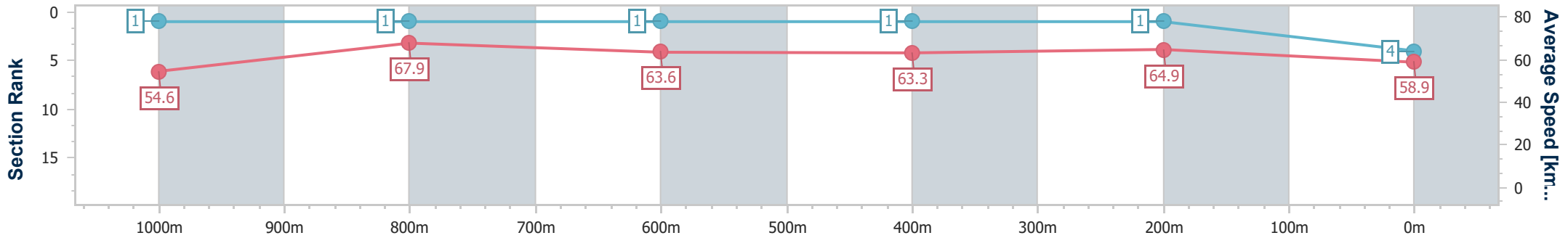
18 March 2023 - 16:30

Track Rating: Soft 5, Weather: Fine, Rail Position: +1.5m Entire Course



BRISBANE RACING CLUB

Section	Overall	1000m	800m	600m	400m	200m
Section Times	1:09.70 [4] (0:13.17)	0:56.53 [1] (0:10.56)	0:45.97 [1] (0:11.28)	0:34.69 [1] (0:11.39)	0:23.30 [1] (0:11.09)	0:12.21 [1] (0:12.21)
Average Speed [km/h]	54.6	67.9	63.6	63.3	64.9	58.9
Top Speed [km/h]	69.5	70.9	64.5	65.7	66.3	63.2
Avg. Dist. to Rail [m]	7.6	1.7	0.6	0.4	2.1	2.9
Avg. Stride Freq. [Hz]	2.4	2.3	2.3	2.3	2.4	2.3
Avg. Stride Length [m]	6.3	8.1	7.7	7.5	7.6	7.3



- [] Ranking at each section and finish
- .-.- No data available at this section
- NA No data available



Horse/Jockey Name	Heroic Miss
Final Rank	5
Fastest Section Time (Section)	0:10.87 (1000m)
Top Speed [km/h] (Section)	67.7 (Overall)
Race State	Finished



Doomben QLD Professional

Race 8: CHANNEL 7 QTIS JEWEL - 1200m

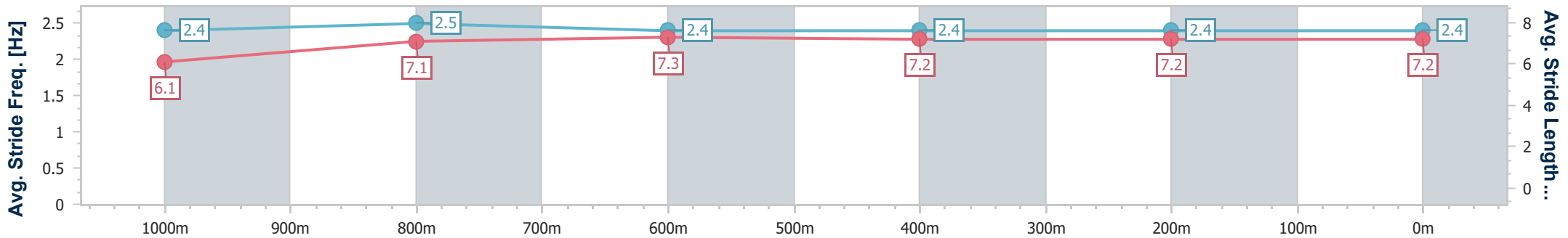
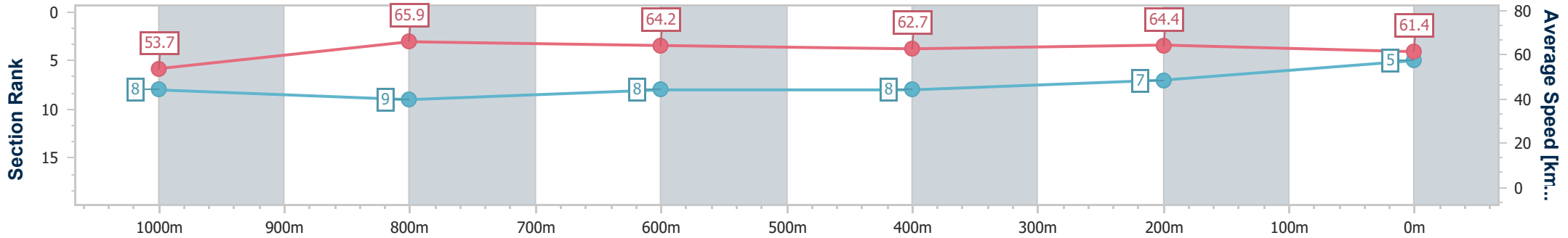
18 March 2023 - 16:30

Track Rating: Soft 5, Weather: Fine, Rail Position: +1.5m Entire Course



BRISBANE RACING CLUB

Section	Overall	1000m	800m	600m	400m	200m
Section Times	1:09.80 [5] (0:13.43)	0:56.37 [8] (0:10.87)	0:45.50 [9] (0:11.15)	0:34.35 [8] (0:11.47)	0:22.88 [8] (0:11.15)	0:11.73 [7] (0:11.73)
Average Speed [km/h]	53.7	65.9	64.2	62.7	64.4	61.4
Top Speed [km/h]	67.7	67.3	66.7	64.8	65.9	64.2
Avg. Dist. to Rail [m]	1.3	1.1	1.1	0.5	0.9	0.3
Avg. Stride Freq. [Hz]	2.4	2.5	2.4	2.4	2.4	2.4
Avg. Stride Length [m]	6.1	7.1	7.3	7.2	7.2	7.2



- [] Ranking at each section and finish
- .-.- No data available at this section
- NA No data available



Horse/Jockey Name	En Pointe
Final Rank	6
Fastest Section Time (Section)	0:10.51 (1000m)
Top Speed [km/h] (Section)	70.6 (1000m)
Race State	Finished



Doomben QLD Professional

Race 8: CHANNEL 7 QTIS JEWEL - 1200m

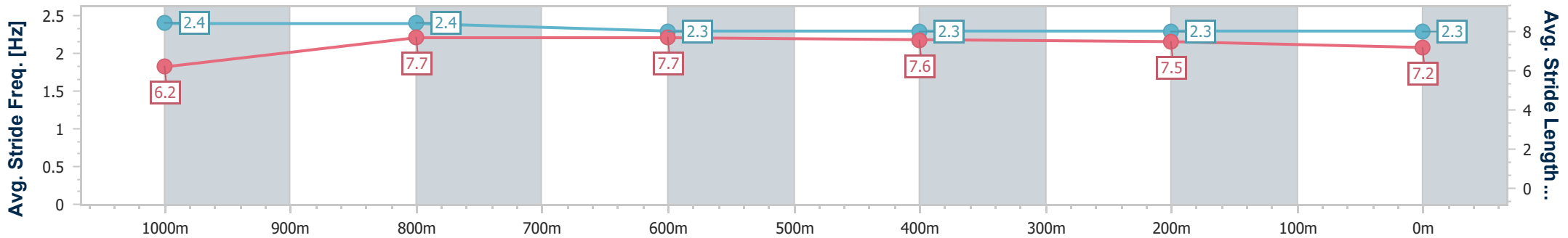
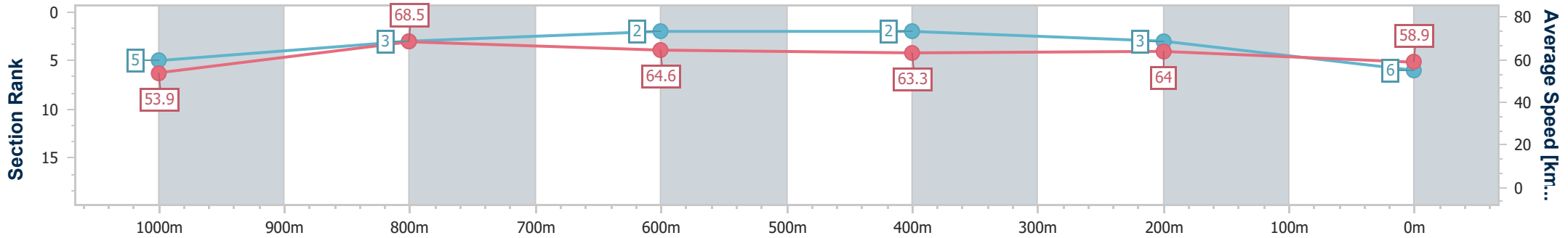
18 March 2023 - 16:30

Track Rating: Soft 5, Weather: Fine, Rail Position: +1.5m Entire Course



BRISBANE RACING CLUB

Section	Overall	1000m	800m	600m	400m	200m
Section Times	1:09.87 [6] (0:13.38)	0:56.49 [5] (0:10.51)	0:45.98 [3] (0:11.11)	0:34.87 [2] (0:11.38)	0:23.49 [2] (0:11.27)	0:12.22 [3] (0:12.22)
Average Speed [km/h]	53.9	68.5	64.6	63.3	64.0	58.9
Top Speed [km/h]	70.1	70.6	67.4	64.8	65.2	62.5
Avg. Dist. to Rail [m]	7.9	1.8	0.6	0.4	1.2	2.3
Avg. Stride Freq. [Hz]	2.4	2.4	2.3	2.3	2.3	2.3
Avg. Stride Length [m]	6.2	7.7	7.7	7.6	7.5	7.2



- [] Ranking at each section and finish
- .-.- No data available at this section
- NA No data available



Horse/Jockey Name	Even Now
Final Rank	7
Fastest Section Time (Section)	0:10.83 (1000m)
Top Speed [km/h] (Section)	71.5 (1000m)
Race State	Finished



Doomben QLD Professional

Race 8: CHANNEL 7 QTIS JEWEL - 1200m

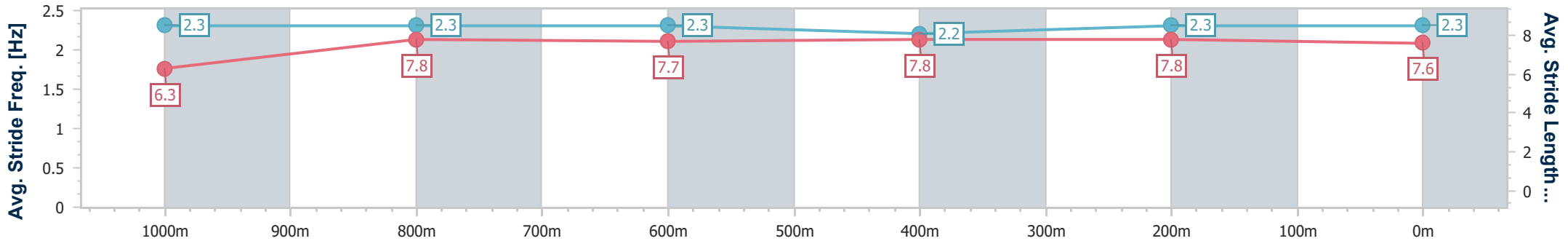
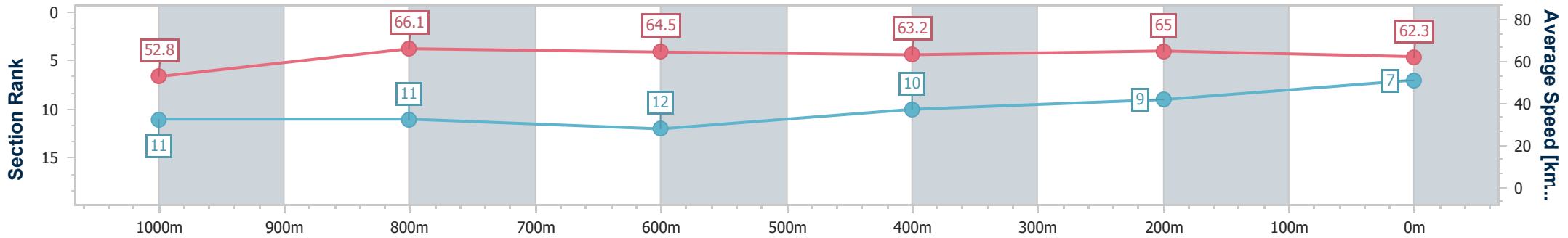
18 March 2023 - 16:30

Track Rating: Soft 5, Weather: Fine, Rail Position: +1.5m Entire Course



BRISBANE RACING CLUB

Section	Overall	1000m	800m	600m	400m	200m
Section Times	1:09.91 [7] (0:13.70)	0:56.21 [11] (0:10.83)	0:45.38 [11] (0:11.22)	0:34.16 [12] (0:11.47)	0:22.69 [10] (0:11.13)	0:11.56 [9] (0:11.56)
Average Speed [km/h]	52.8	66.1	64.5	63.2	65.0	62.3
Top Speed [km/h]	71.1	71.5	66.1	64.6	65.8	64.3
Avg. Dist. to Rail [m]	6.6	1.7	1.2	1.4	5.6	10.8
Avg. Stride Freq. [Hz]	2.3	2.3	2.3	2.2	2.3	2.3
Avg. Stride Length [m]	6.3	7.8	7.7	7.8	7.8	7.6



- [] Ranking at each section and finish
- .-.- No data available at this section
- NA No data available



Horse/Jockey Name	Ekaterina
Final Rank	8
Fastest Section Time (Section)	0:10.82 (400m)
Top Speed [km/h] (Section)	67.9 (1000m)
Race State	Finished



Doomben QLD Professional

Race 8: CHANNEL 7 QTIS JEWEL - 1200m

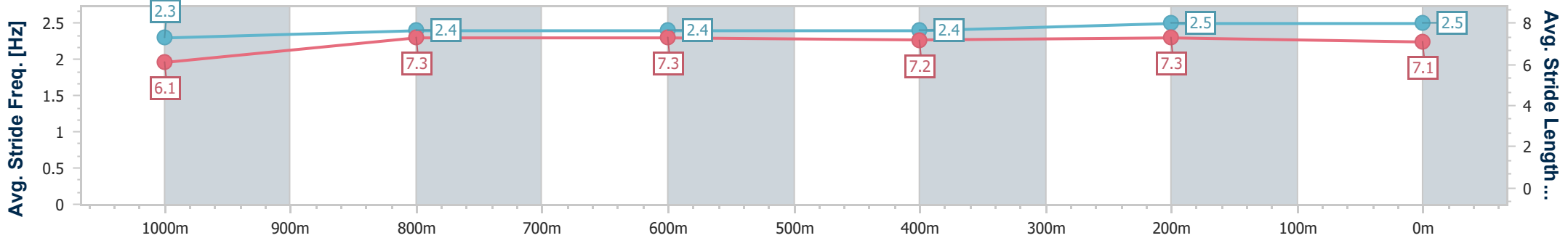
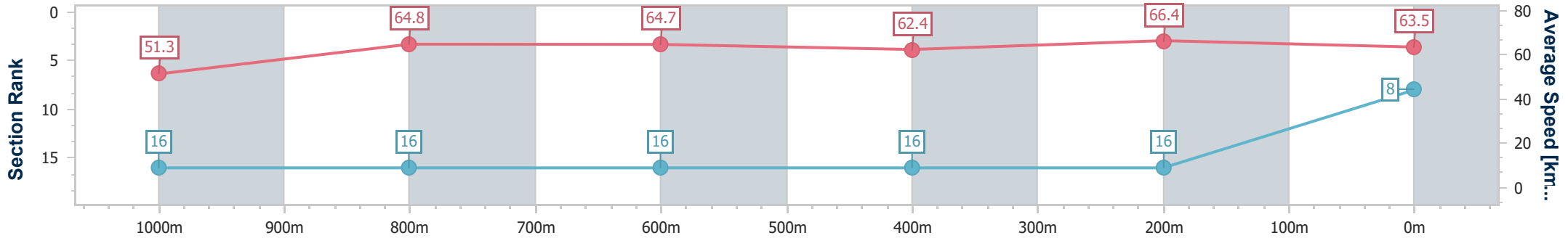
18 March 2023 - 16:30

Track Rating: Soft 5, Weather: Fine, Rail Position: +1.5m Entire Course



BRISBANE RACING CLUB

Section	Overall	1000m	800m	600m	400m	200m
Section Times	1:09.94 [8] (0:14.13)	0:55.81 [16] (0:11.07)	0:44.74 [16] (0:11.04)	0:33.70 [16] (0:11.52)	0:22.18 [16] (0:10.82)	0:11.36 [16] (0:11.36)
Average Speed [km/h]	51.3	64.8	64.7	62.4	66.4	63.5
Top Speed [km/h]	67.5	67.9	65.5	64.4	67.3	66.5
Avg. Dist. to Rail [m]	8.6	0.4	1.9	0.7	0.8	1.5
Avg. Stride Freq. [Hz]	2.3	2.4	2.4	2.4	2.5	2.5
Avg. Stride Length [m]	6.1	7.3	7.3	7.2	7.3	7.1



- [] Ranking at each section and finish
- .-.- No data available at this section
- NA No data available



Horse/Jockey Name	Boom Court
Final Rank	9
Fastest Section Time (Section)	0:10.86 (1000m)
Top Speed [km/h] (Section)	69.1 (Overall)
Race State	Finished



Doomben QLD Professional

Race 8: CHANNEL 7 QTIS JEWEL - 1200m

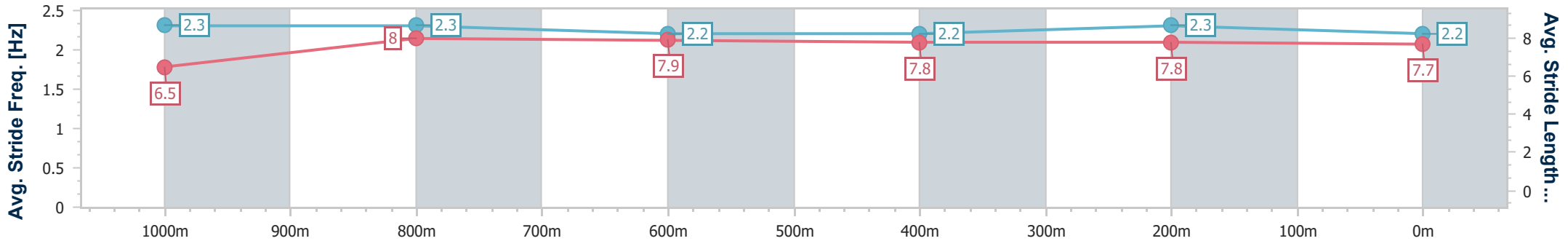
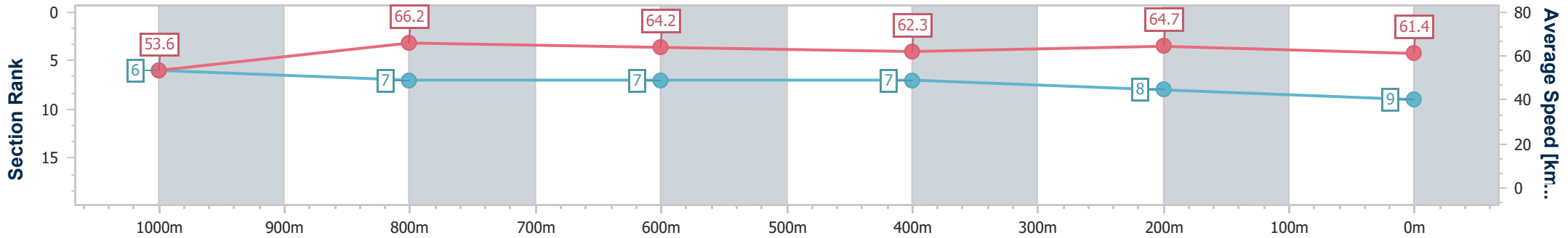
18 March 2023 - 16:30

Track Rating: Soft 5, Weather: Fine, Rail Position: +1.5m Entire Course



BRISBANE RACING CLUB

Section	Overall	1000m	800m	600m	400m	200m
Section Times	1:09.94 [9] (0:13.45)	0:56.49 [6] (0:10.86)	0:45.63 [7] (0:11.19)	0:34.44 [7] (0:11.55)	0:22.89 [7] (0:11.18)	0:11.71 [8] (0:11.71)
Average Speed [km/h]	53.6	66.2	64.2	62.3	64.7	61.4
Top Speed [km/h]	69.1	68.7	64.9	64.4	65.6	65.5
Avg. Dist. to Rail [m]	3.1	0.9	0.4	0.3	3.4	8.6
Avg. Stride Freq. [Hz]	2.3	2.3	2.2	2.2	2.3	2.2
Avg. Stride Length [m]	6.5	8.0	7.9	7.8	7.8	7.7



- [] Ranking at each section and finish
- .-.- No data available at this section
- NA No data available



Horse/Jockey Name	Brookhaven
Final Rank	10
Fastest Section Time (Section)	0:10.95 (400m)
Top Speed [km/h] (Section)	68.4 (1000m)
Race State	Finished



Doomben QLD Professional

Race 8: CHANNEL 7 QTIS JEWEL - 1200m

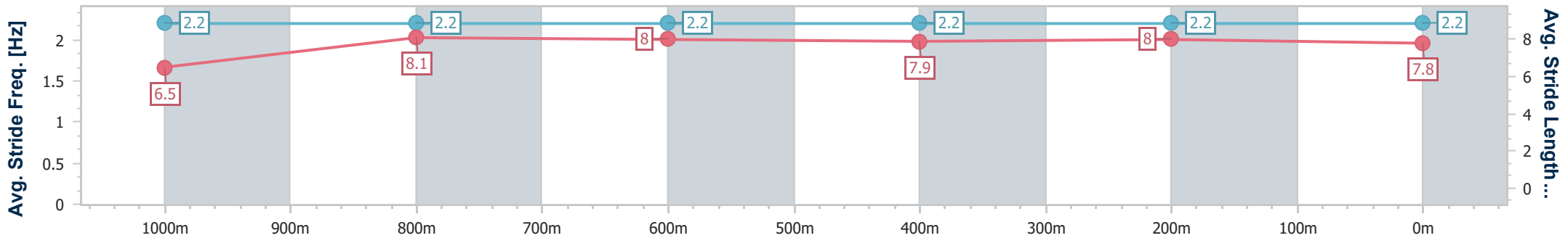
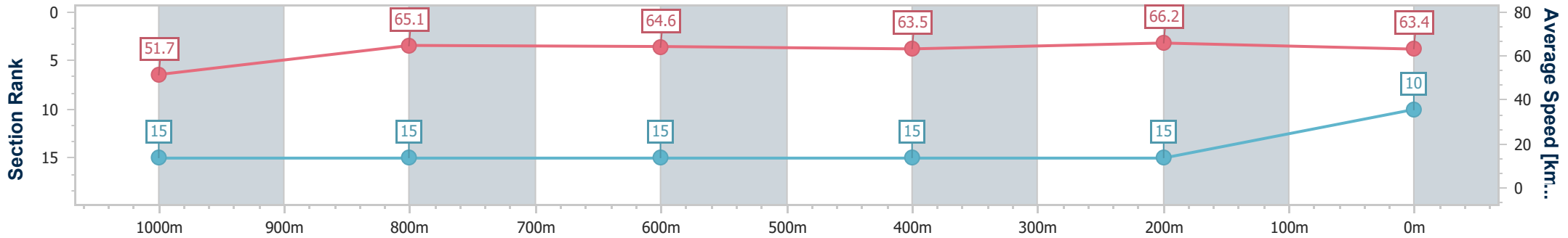
18 March 2023 - 16:30

Track Rating: Soft 5, Weather: Fine, Rail Position: +1.5m Entire Course



BRISBANE RACING CLUB

Section	Overall	1000m	800m	600m	400m	200m
Section Times	1:09.96 [10] (0:13.99)	0:55.97 [15] (0:11.06)	0:44.91 [15] (0:11.15)	0:33.76 [15] (0:11.44)	0:22.32 [15] (0:10.95)	0:11.37 [15] (0:11.37)
Average Speed [km/h]	51.7	65.1	64.6	63.5	66.2	63.4
Top Speed [km/h]	68.4	68.4	66.2	65.3	67.5	66.8
Avg. Dist. to Rail [m]	7.3	0.4	0.5	1.7	6.0	12.3
Avg. Stride Freq. [Hz]	2.2	2.2	2.2	2.2	2.2	2.2
Avg. Stride Length [m]	6.5	8.1	8.0	7.9	8.0	7.8



- [] Ranking at each section and finish
- .-.- No data available at this section
- NA No data available



Horse/Jockey Name	Betterdeel
Final Rank	11
Fastest Section Time (Section)	0:10.89 (1000m)
Top Speed [km/h] (Section)	68.7 (1000m)
Race State	Finished



Doomben QLD Professional

Race 8: CHANNEL 7 QTIS JEWEL - 1200m

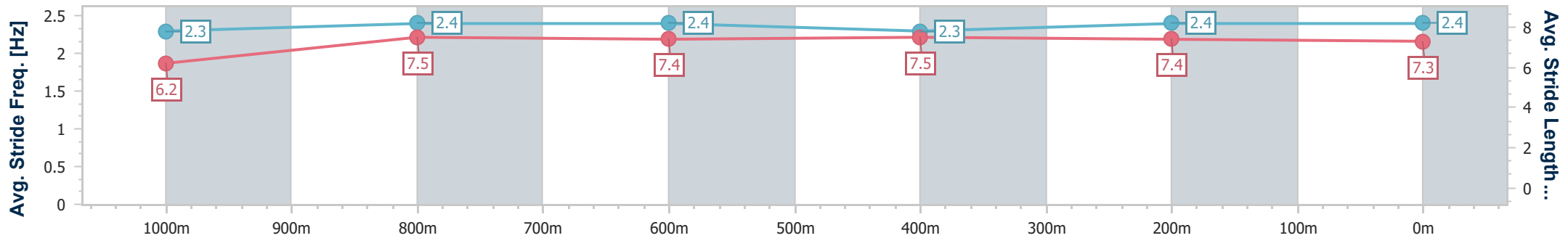
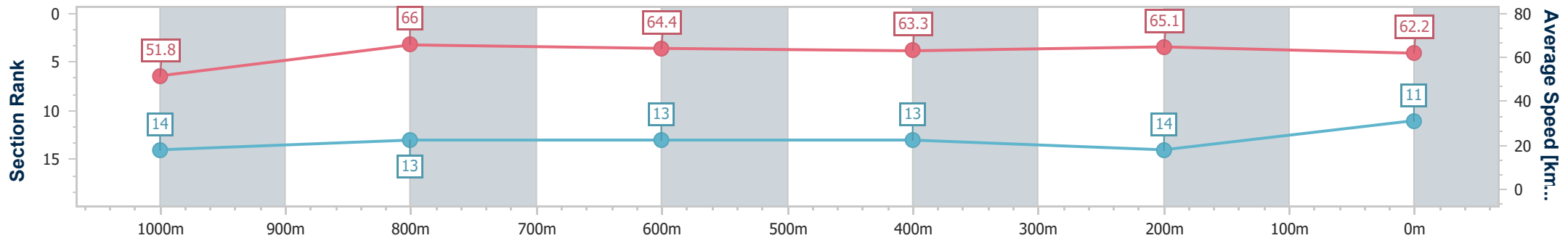
18 March 2023 - 16:30

Track Rating: Soft 5, Weather: Fine, Rail Position: +1.5m Entire Course



BRISBANE RACING CLUB

Section	Overall	1000m	800m	600m	400m	200m
Section Times	1:10.07 [11] (0:13.91)	0:56.16 [14] (0:10.89)	0:45.27 [13] (0:11.17)	0:34.10 [13] (0:11.45)	0:22.65 [13] (0:11.08)	0:11.57 [14] (0:11.57)
Average Speed [km/h]	51.8	66.0	64.4	63.3	65.1	62.2
Top Speed [km/h]	68.2	68.7	65.5	64.8	67.3	64.8
Avg. Dist. to Rail [m]	2.3	0.6	0.5	1.2	2.4	5.1
Avg. Stride Freq. [Hz]	2.3	2.4	2.4	2.3	2.4	2.4
Avg. Stride Length [m]	6.2	7.5	7.4	7.5	7.4	7.3



- [] Ranking at each section and finish
- .-.- No data available at this section
- NA No data available



Horse/Jockey Name	Northern Express
Final Rank	12
Fastest Section Time (Section)	0:10.69 (1000m)
Top Speed [km/h] (Section)	69.1 (1000m)
Race State	Finished



Doomben QLD Professional

Race 8: CHANNEL 7 QTIS JEWEL - 1200m

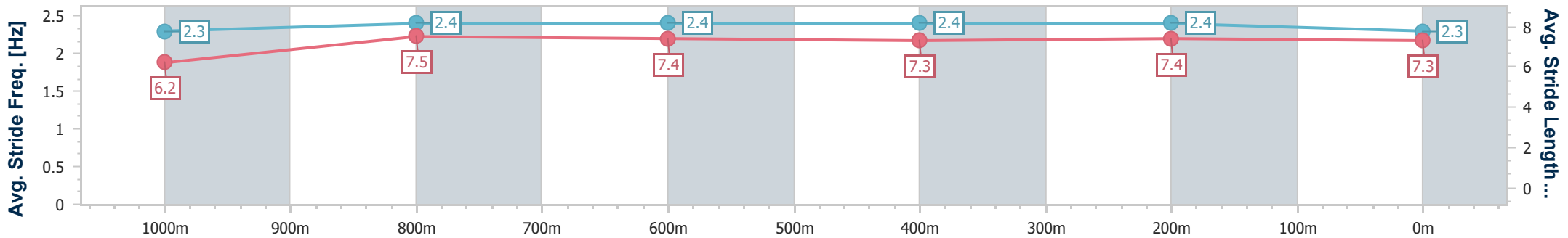
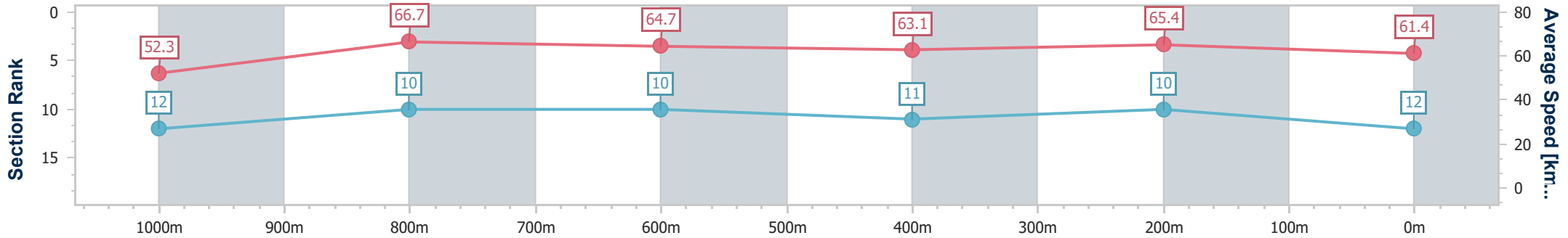
18 March 2023 - 16:30

Track Rating: Soft 5, Weather: Fine, Rail Position: +1.5m Entire Course



BRISBANE RACING CLUB

Section	Overall	1000m	800m	600m	400m	200m
Section Times	1:10.07 [12] (0:13.78)	0:56.29 [12] (0:10.69)	0:45.60 [10] (0:11.09)	0:34.51 [10] (0:11.68)	0:22.83 [11] (0:11.10)	0:11.73 [10] (0:11.73)
Average Speed [km/h]	52.3	66.7	64.7	63.1	65.4	61.4
Top Speed [km/h]	68.0	69.1	65.6	65.8	66.7	64.1
Avg. Dist. to Rail [m]	3.2	3.6	1.7	4.2	4.6	4.9
Avg. Stride Freq. [Hz]	2.3	2.4	2.4	2.4	2.4	2.3
Avg. Stride Length [m]	6.2	7.5	7.4	7.3	7.4	7.3



- [] Ranking at each section and finish
- .-.- No data available at this section
- NA No data available



Horse/Jockey Name	Corfe Castle
Final Rank	13
Fastest Section Time (Section)	0:10.98 (1000m)
Top Speed [km/h] (Section)	67.0 (400m)
Race State	Finished



Doomben QLD Professional

Race 8: CHANNEL 7 QTIS JEWEL - 1200m

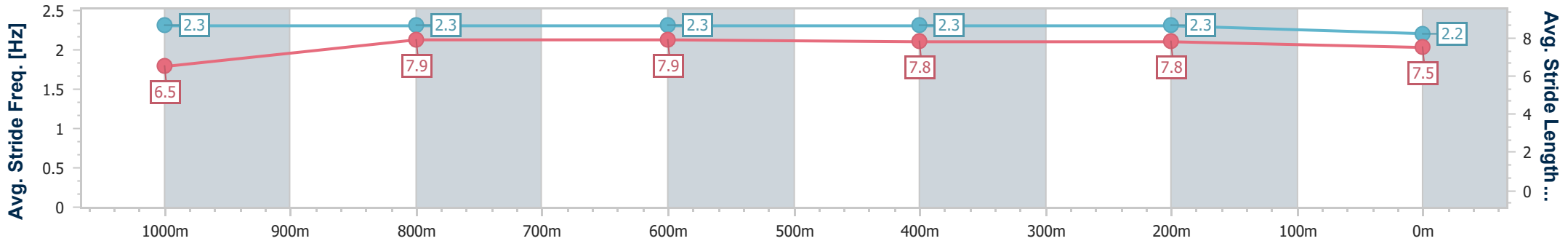
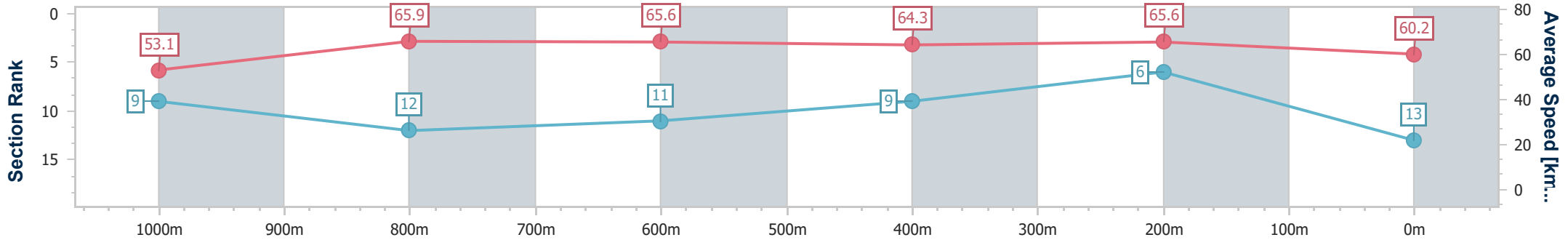
18 March 2023 - 16:30

Track Rating: Soft 5, Weather: Fine, Rail Position: +1.5m Entire Course



BRISBANE RACING CLUB

Section	Overall	1000m	800m	600m	400m	200m
Section Times	1:10.09 [13] (0:13.58)	0:56.51 [9] (0:10.98)	0:45.53 [12] (0:11.02)	0:34.51 [11] (0:11.45)	0:23.06 [9] (0:11.10)	0:11.96 [6] (0:11.96)
Average Speed [km/h]	53.1	65.9	65.6	64.3	65.6	60.2
Top Speed [km/h]	66.8	66.9	66.5	65.5	67.0	64.1
Avg. Dist. to Rail [m]	10.7	3.0	1.3	3.4	6.7	10.6
Avg. Stride Freq. [Hz]	2.3	2.3	2.3	2.3	2.3	2.2
Avg. Stride Length [m]	6.5	7.9	7.9	7.8	7.8	7.5



- [] Ranking at each section and finish
- .-.- No data available at this section
- NA No data available



Horse/Jockey Name	Granite Prince
Final Rank	14
Fastest Section Time (Section)	0:10.90 (1000m)
Top Speed [km/h] (Section)	67.8 (Overall)
Race State	Finished



Doomben QLD Professional

Race 8: CHANNEL 7 QTIS JEWEL - 1200m

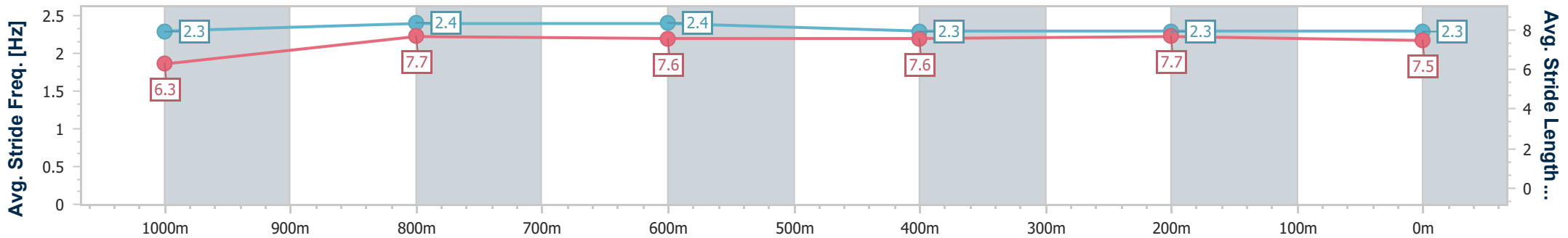
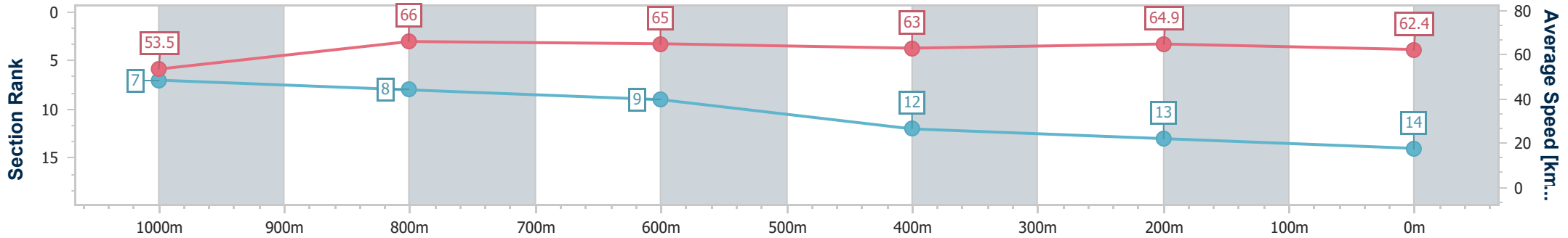
18 March 2023 - 16:30

Track Rating: Soft 5, Weather: Fine, Rail Position: +1.5m Entire Course



BRISBANE RACING CLUB

Section	Overall	1000m	800m	600m	400m	200m
Section Times	1:10.09 [14] (0:13.46)	0:56.63 [7] (0:10.90)	0:45.73 [8] (0:11.24)	0:34.49 [9] (0:11.73)	0:22.76 [12] (0:11.23)	0:11.53 [13] (0:11.53)
Average Speed [km/h]	53.5	66.0	65.0	63.0	64.9	62.4
Top Speed [km/h]	67.8	67.7	67.5	65.0	67.1	64.6
Avg. Dist. to Rail [m]	4.1	0.8	3.0	4.6	7.2	10.2
Avg. Stride Freq. [Hz]	2.3	2.4	2.4	2.3	2.3	2.3
Avg. Stride Length [m]	6.3	7.7	7.6	7.6	7.7	7.5



- [] Ranking at each section and finish
- .-.- No data available at this section
- NA No data available



Horse/Jockey Name	Heroic Son
Final Rank	15
Fastest Section Time (Section)	0:10.72 (1000m)
Top Speed [km/h] (Section)	68.7 (1000m)
Race State	Finished



Doomben QLD Professional

Race 8: CHANNEL 7 QTIS JEWEL - 1200m

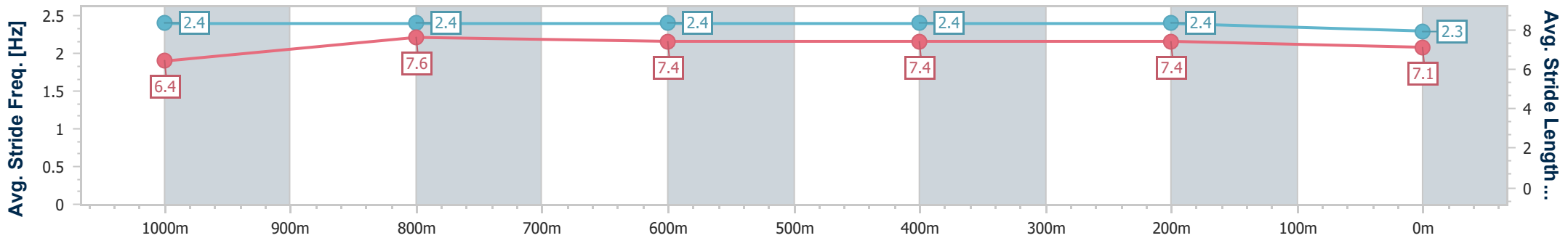
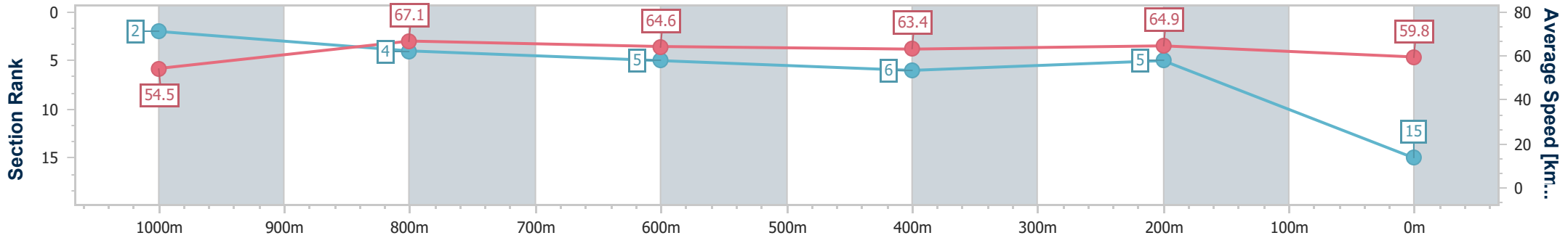
18 March 2023 - 16:30

Track Rating: Soft 5, Weather: Fine, Rail Position: +1.5m Entire Course



BRISBANE RACING CLUB

Section	Overall	1000m	800m	600m	400m	200m
Section Times	1:10.13 [15] (0:13.21)	0:56.92 [2] (0:10.72)	0:46.20 [4] (0:11.35)	0:34.85 [5] (0:11.66)	0:23.19 [6] (0:11.16)	0:12.03 [5] (0:12.03)
Average Speed [km/h]	54.5	67.1	64.6	63.4	64.9	59.8
Top Speed [km/h]	68.5	68.7	66.7	64.8	65.5	62.9
Avg. Dist. to Rail [m]	2.8	0.5	3.2	4.7	4.8	6.0
Avg. Stride Freq. [Hz]	2.4	2.4	2.4	2.4	2.4	2.3
Avg. Stride Length [m]	6.4	7.6	7.4	7.4	7.4	7.1



- [] Ranking at each section and finish
- .-.- No data available at this section
- NA No data available



Horse/Jockey Name	She'sgottheboom
Final Rank	16
Fastest Section Time (Section)	0:10.68 (1000m)
Top Speed [km/h] (Section)	68.5 (1000m)
Race State	Finished



Doomben QLD Professional

Race 8: CHANNEL 7 QTIS JEWEL - 1200m

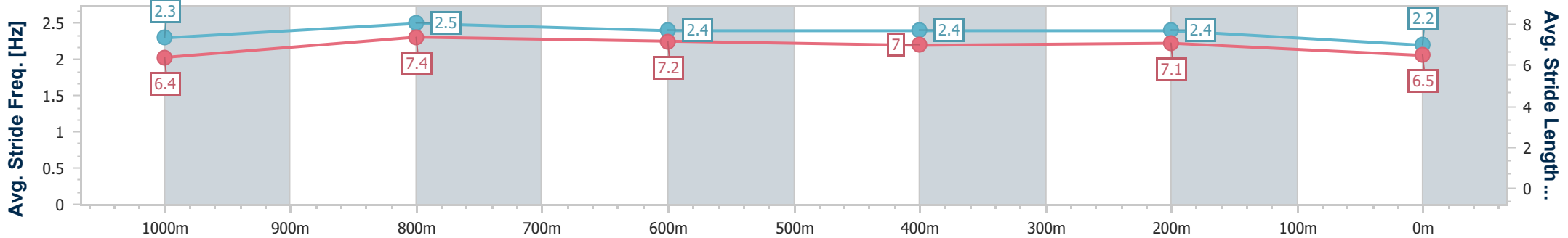
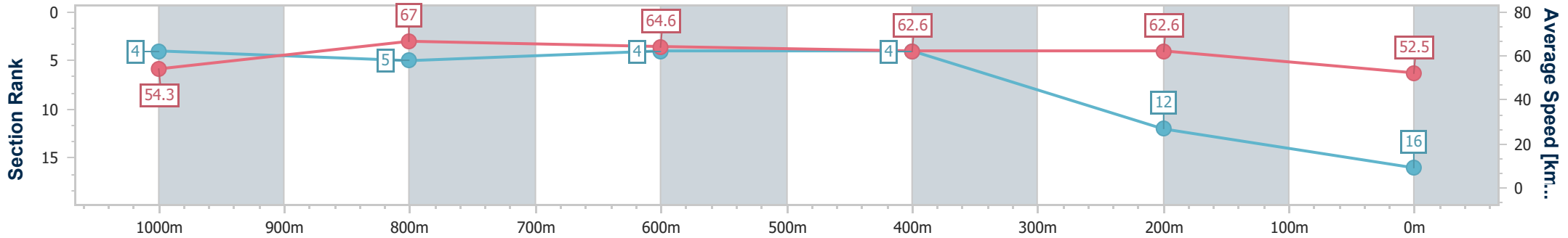
18 March 2023 - 16:30

Track Rating: Soft 5, Weather: Fine, Rail Position: +1.5m Entire Course



BRISBANE RACING CLUB

Section	Overall	1000m	800m	600m	400m	200m
Section Times	1:12.05 [16] (0:13.28)	0:58.77 [4] (0:10.68)	0:48.09 [5] (0:11.17)	0:36.92 [4] (0:11.70)	0:25.22 [4] (0:11.53)	0:13.69 [12] (0:13.69)
Average Speed [km/h]	54.3	67.0	64.6	62.6	62.6	52.5
Top Speed [km/h]	68.3	68.5	65.8	64.2	64.5	60.4
Avg. Dist. to Rail [m]	0.8	1.8	1.3	3.1	1.1	2.5
Avg. Stride Freq. [Hz]	2.3	2.5	2.4	2.4	2.4	2.2
Avg. Stride Length [m]	6.4	7.4	7.2	7.0	7.1	6.5



- [] Ranking at each section and finish
- .-.- No data available at this section
- NA No data available