

Toowoomba QLD Professional
Race 6: ROUND SQUARE MARKETING BENCHMARK 70 Handicap - 1300m
18 March 2023 - 20:25



Track Rating: Good 3, Weather: Fine, Rail Position: +3m 800m-600m;+5m rem

| Section | | | | | | | | | | | | Last 600m | |
|-------------|-----|---|---------|------------------|----------------------|--------------------------|--------------------------|--------------------------|--------------------------|--------------------------|--------------------------|------------------------|-----|
| Field Times | | | | | | | | | | | | 0:35.09 | |
| | | | | | Overall | 1200m | 1000m | 800m | 600m | 400m | | | |
| | | | | | 1:20.71 (0:08.43) | 1:12.28 (0:12.09) | 1:00.19 (0:12.83) | 0:47.36 (0:12.27) | 0:35.09 (0:11.81) | 0:23.28 (0:11.57) | | | |
| Rank | TAB | Horse/Jockey | Barrier | Top Speed [km/h] | Fastest Section | | | | | | | Distance Travelled [m] | |
| 1 | 5 | COSMIC GOSSIP Luke Tarrant | 5 | 65.9 400m | 0:09.21 Overall | 1:20.71 [1] (0:09.21) | 1:11.50 [6] (0:12.19) | 0:59.31 [7] (0:12.70) | 0:46.61 [7] (0:12.17) | 0:34.44 [7] (0:11.71) | 0:22.73 [6] (0:11.27) | 0:34.44 | |
| 2 | 4 | EELLOH Gary Geran | 6 | 63.2 400m | 0:08.43 Overall | 1:20.71 [2] (0:08.43) | 1:12.28 [1] (0:12.09) | 1:00.19 [1] (0:12.83) | 0:47.36 [1] (0:12.27) | 0:35.09 [1] (0:11.81) | 0:23.28 [1] (0:11.57) | 0:35.09 | -1 |
| 3 | 6 | EPICURIOUS Matthew Powell | 3 | 63.4 600m | 0:08.79 Overall | 1:20.79 [3] (0:08.79) | 1:12.00 [2] (0:12.11) | 0:59.89 [2] (0:12.69) | 0:47.20 [2] (0:12.29) | 0:34.91 [3] (0:11.69) | 0:23.22 [3] (0:11.61) | 0:34.91 | -4 |
| 4 | 2 | MOST DAZZLING Georgina Cartwright | 1 | 63.5 400m | 0:09.08 Overall | 1:20.97 [4] (0:09.08) | 1:11.89 [5] (0:12.14) | 0:59.75 [5] (0:12.54) | 0:47.21 [3] (0:12.13) | 0:35.08 [2] (0:11.70) | 0:23.38 [2] (0:11.65) | 0:35.08 | -13 |
| 5 | 3 | SPENDING MY TIME Anthony Allen | 4 | 63.9 400m | 0:09.01 Overall | 1:20.97 [5] (0:09.01) | 1:11.96 [4] (0:12.14) | 0:59.82 [4] (0:12.63) | 0:47.19 [4] (0:12.30) | 0:34.89 [5] (0:11.85) | 0:23.04 [5] (0:11.49) | 0:34.89 | -6 |
| 6 | 1 | OVERSEAS Jake Molloy | 7 | 63.5 400m | 0:08.80 Overall | 1:21.01 [6] (0:08.80) | 1:12.21 [3] (0:12.15) | 1:00.06 [3] (0:12.89) | 0:47.17 [6] (0:12.13) | 0:35.04 [4] (0:11.93) | 0:23.11 [4] (0:11.48) | 0:35.04 | +0 |
| 7 | 7 | WAIT A MINUTE Alisha Donald | 2 | 66.1 1200m | 0:09.26 Overall | 1:21.87 [7] (0:09.26) | 1:12.61 [7] (0:11.93) | 1:00.68 [6] (0:12.51) | 0:48.17 [5] (0:12.31) | 0:35.86 [6] (0:11.97) | 0:23.89 [7] (0:11.73) | 0:35.86 | -6 |



Toowoomba QLD Professional
Race 6: ROUND SQUARE MARKETING BENCHMARK 70 Handicap -
1300m
18 March 2023 - 20:25



Track Rating: Good 3, Weather: Fine, Rail Position: +3m 800m-600m;+5m rem

| Section | | | | 200m | | | | Last 600m | |
|-------------|-----|---|---------|----------------------|--------------------|--------------------------|---------|-----------|---------------------------|
| Field Times | | | | 0:11.71 (0:11.71) | | | | 0:35.09 | |
| Rank | TAB | Horse/Jockey | Barrier | Top Speed [km/h] | Fastest Section | Margin | | | Distance Travelled [m] |
| 1 | 5 | COSMIC GOSSIP Luke Tarrant | 5 | 65.9 400m | 0:09.21 Overall | 0:11.46 [4] (0:11.46) | 1:20.71 | | 0:34.44 |
| 2 | 4 | EELLOH Gary Geran | 6 | 63.2 400m | 0:08.43 Overall | 0:11.71 [1] (0:11.71) | 0.1L | | 0:35.09 -1 |
| 3 | 6 | EPICURIUS Matthew Powell | 3 | 63.4 600m | 0:08.79 Overall | 0:11.61 [3] (0:11.61) | 0.5L | | 0:34.91 -4 |
| 4 | 2 | MOST DAZZLING Georgina Cartwright | 1 | 63.5 400m | 0:09.08 Overall | 0:11.73 [2] (0:11.73) | 1.5L | | 0:35.08 -13 |
| 5 | 3 | SPENDING MY TIME Anthony Allen | 4 | 63.9 400m | 0:09.01 Overall | 0:11.55 [6] (0:11.55) | 1.6L | | 0:34.89 -6 |
| 6 | 1 | OVERSEAS Jake Molloy | 7 | 63.5 400m | 0:08.80 Overall | 0:11.63 [5] (0:11.63) | 1.8L | | 0:35.04 +0 |
| 7 | 7 | WAIT A MINUTE Alisha Donald | 2 | 66.1 1200m | 0:09.26 Overall | 0:12.16 [7] (0:12.16) | 6.8L | | 0:35.86 -6 |



| | |
|--------------------------------|-------------------|
| Horse/Jockey Name | Cosmic Gossip |
| Final Rank | 1 |
| Fastest Section Time (Section) | 0:09.21 (Overall) |
| Top Speed [km/h] (Section) | 65.9 (400m) |
| Race State | Finished |



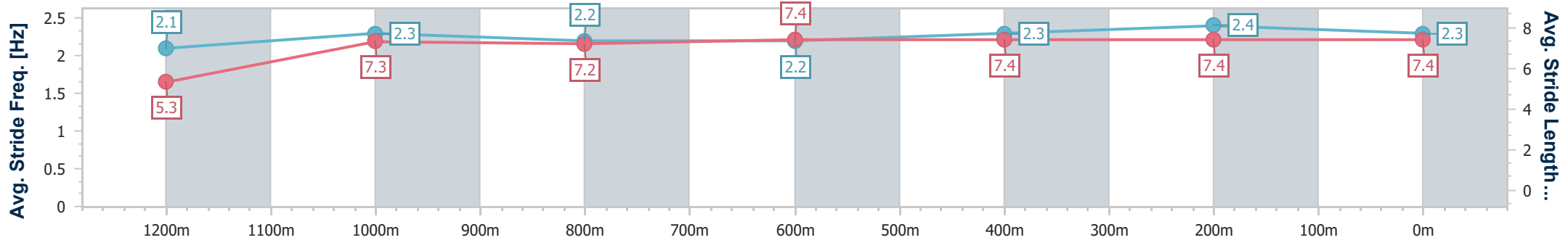
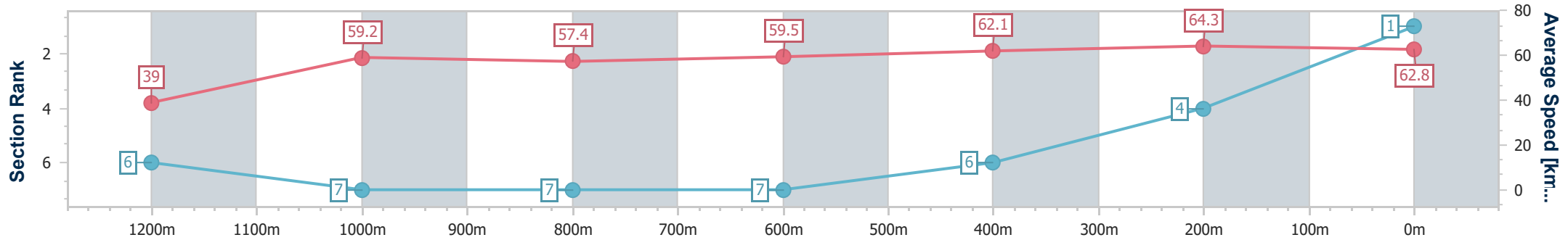
Toowoomba QLD Professional
 Race 6: ROUND SQUARE MARKETING BENCHMARK 70
 Handicap - 1300m



18 March 2023 - 20:25

Track Rating: Good 3, Weather: Fine, Rail Position: +3m 800m-600m;+5m rem

| Section | Overall | 1200m | 1000m | 800m | 600m | 400m | 200m |
|------------------------|--------------------------|--------------------------|--------------------------|--------------------------|--------------------------|--------------------------|--------------------------|
| Section Times | 1:20.71 [1] (0:09.21) | 1:11.50 [6] (0:12.19) | 0:59.31 [7] (0:12.70) | 0:46.61 [7] (0:12.17) | 0:34.44 [7] (0:11.71) | 0:22.73 [6] (0:11.27) | 0:11.46 [4] (0:11.46) |
| Average Speed [km/h] | 39.0 | 59.2 | 57.4 | 59.5 | 62.1 | 64.3 | 62.8 |
| Top Speed [km/h] | 58.5 | 61.3 | 59.5 | 61.9 | 63.5 | 65.9 | 64.4 |
| Avg. Dist. to Rail [m] | 6.2 | 3.2 | 2.9 | 1.9 | 1.7 | 2.9 | 2.8 |
| Avg. Stride Freq. [Hz] | 2.1 | 2.3 | 2.2 | 2.2 | 2.3 | 2.4 | 2.3 |
| Avg. Stride Length [m] | 5.3 | 7.3 | 7.2 | 7.4 | 7.4 | 7.4 | 7.4 |



- [] Ranking at each section and finish
- .-.- No data available at this section
- NA No data available



| | |
|--------------------------------|-------------------|
| Horse/Jockey Name | Eelloh |
| Final Rank | 2 |
| Fastest Section Time (Section) | 0:08.43 (Overall) |
| Top Speed [km/h] (Section) | 63.2 (400m) |
| Race State | Finished |



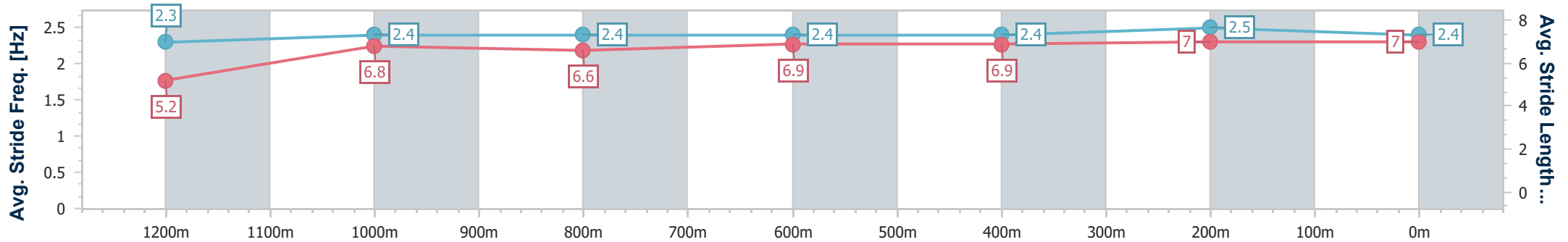
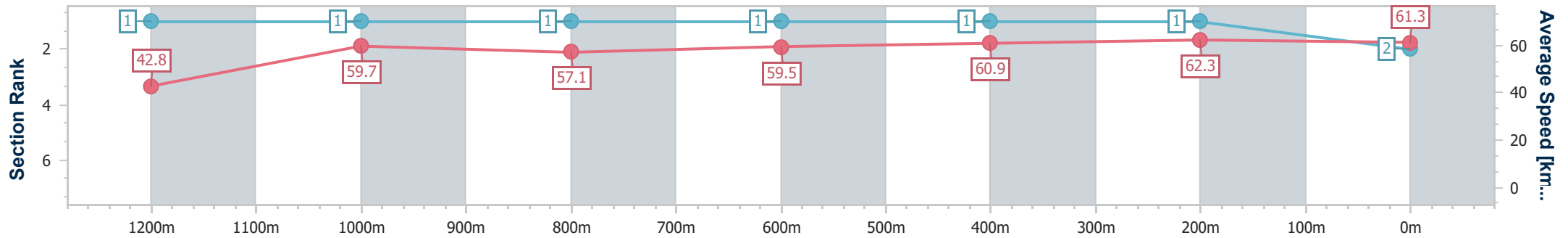
Toowoomba QLD Professional
Race 6: ROUND SQUARE MARKETING BENCHMARK 70
Handicap - 1300m



18 March 2023 - 20:25

Track Rating: Good 3, Weather: Fine, Rail Position: +3m 800m-600m;+5m rem

| Section | Overall | 1200m | 1000m | 800m | 600m | 400m | 200m |
|------------------------|--------------------------|--------------------------|--------------------------|--------------------------|--------------------------|--------------------------|--------------------------|
| Section Times | 1:20.71 [2] (0:08.43) | 1:12.28 [1] (0:12.09) | 1:00.19 [1] (0:12.83) | 0:47.36 [1] (0:12.27) | 0:35.09 [1] (0:11.81) | 0:23.28 [1] (0:11.57) | 0:11.71 [1] (0:11.71) |
| Average Speed [km/h] | 42.8 | 59.7 | 57.1 | 59.5 | 60.9 | 62.3 | 61.3 |
| Top Speed [km/h] | 61.9 | 61.7 | 59.3 | 61.4 | 62.1 | 63.2 | 62.8 |
| Avg. Dist. to Rail [m] | 14.6 | 6.7 | 4.7 | 2.8 | 0.3 | 0.3 | 0.6 |
| Avg. Stride Freq. [Hz] | 2.3 | 2.4 | 2.4 | 2.4 | 2.4 | 2.5 | 2.4 |
| Avg. Stride Length [m] | 5.2 | 6.8 | 6.6 | 6.9 | 6.9 | 7.0 | 7.0 |



- [] Ranking at each section and finish
- .-.- No data available at this section
- NA No data available



| | |
|--------------------------------|-------------------|
| Horse/Jockey Name | Epicurious |
| Final Rank | 3 |
| Fastest Section Time (Section) | 0:08.79 (Overall) |
| Top Speed [km/h] (Section) | 63.4 (600m) |
| Race State | Finished |



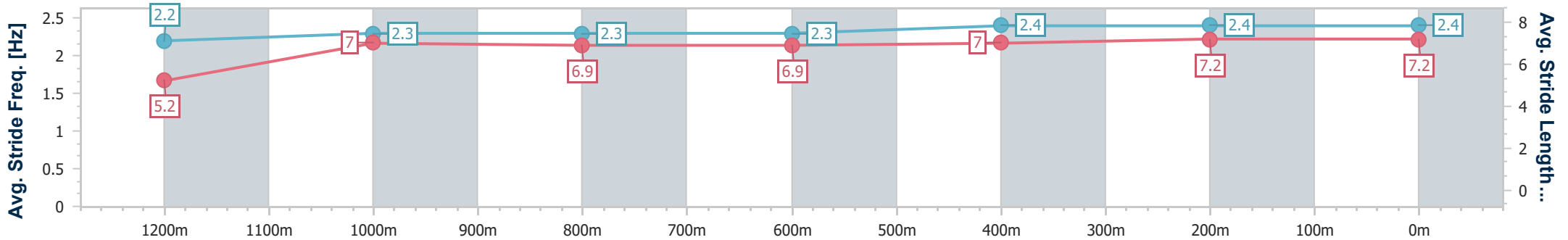
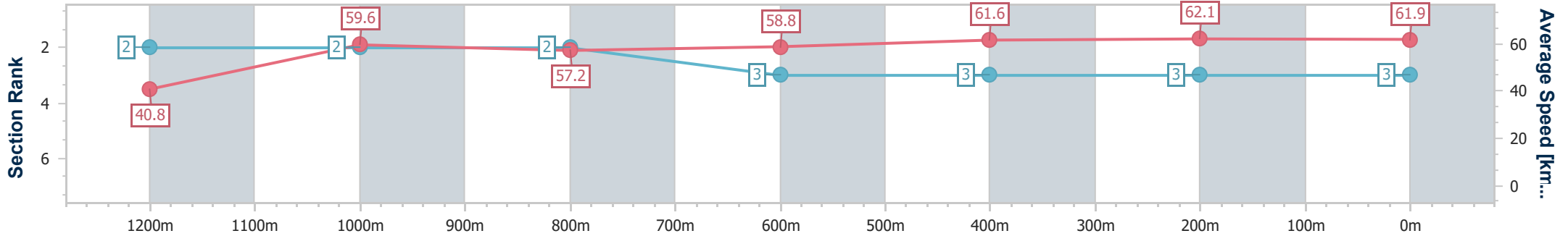
Toowoomba QLD Professional
Race 6: ROUND SQUARE MARKETING BENCHMARK 70
Handicap - 1300m



18 March 2023 - 20:25

Track Rating: Good 3, Weather: Fine, Rail Position: +3m 800m-600m;+5m rem

| Section | Overall | 1200m | 1000m | 800m | 600m | 400m | 200m |
|------------------------|--------------------------|--------------------------|--------------------------|--------------------------|--------------------------|--------------------------|--------------------------|
| Section Times | 1:20.79 [3] (0:08.79) | 1:12.00 [2] (0:12.11) | 0:59.89 [2] (0:12.69) | 0:47.20 [2] (0:12.29) | 0:34.91 [3] (0:11.69) | 0:23.22 [3] (0:11.61) | 0:11.61 [3] (0:11.61) |
| Average Speed [km/h] | 40.8 | 59.6 | 57.2 | 58.8 | 61.6 | 62.1 | 61.9 |
| Top Speed [km/h] | 61.4 | 61.7 | 58.3 | 63.3 | 63.4 | 63.4 | 63.0 |
| Avg. Dist. to Rail [m] | 3.2 | 2.6 | 2.4 | 1.0 | 0.2 | 1.0 | 0.5 |
| Avg. Stride Freq. [Hz] | 2.2 | 2.3 | 2.3 | 2.3 | 2.4 | 2.4 | 2.4 |
| Avg. Stride Length [m] | 5.2 | 7.0 | 6.9 | 6.9 | 7.0 | 7.2 | 7.2 |



- [] Ranking at each section and finish
- .-.- No data available at this section
- NA No data available



| | |
|--------------------------------|-------------------|
| Horse/Jockey Name | Most Dazzling |
| Final Rank | 4 |
| Fastest Section Time (Section) | 0:09.08 (Overall) |
| Top Speed [km/h] (Section) | 63.5 (400m) |
| Race State | Finished |



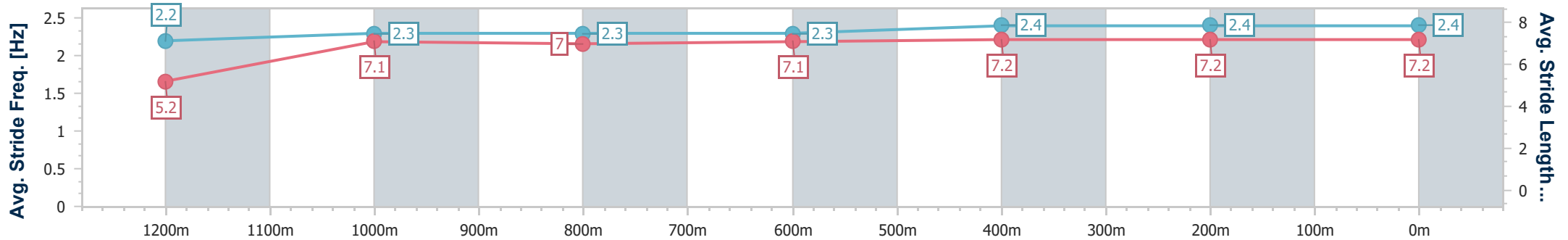
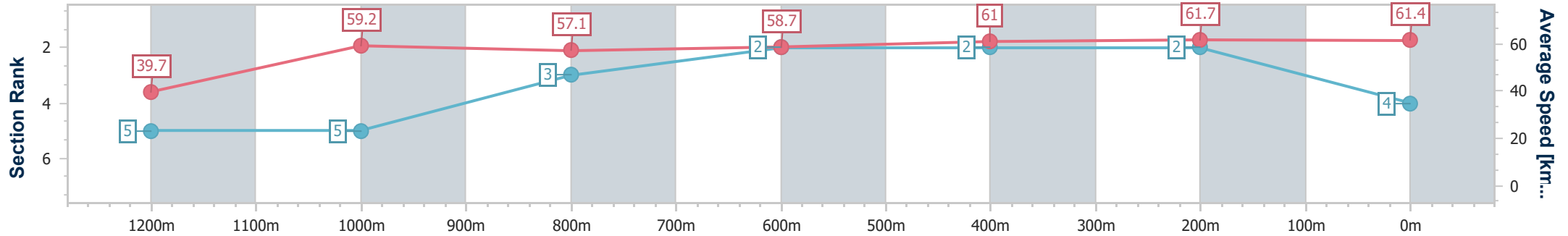
Toowoomba QLD Professional
 Race 6: ROUND SQUARE MARKETING BENCHMARK 70
 Handicap - 1300m



18 March 2023 - 20:25

Track Rating: Good 3, Weather: Fine, Rail Position: +3m 800m-600m;+5m rem

| Section | Overall | 1200m | 1000m | 800m | 600m | 400m | 200m |
|------------------------|--------------------------|--------------------------|--------------------------|--------------------------|--------------------------|--------------------------|--------------------------|
| Section Times | 1:20.97 [4] (0:09.08) | 1:11.89 [5] (0:12.14) | 0:59.75 [5] (0:12.54) | 0:47.21 [3] (0:12.13) | 0:35.08 [2] (0:11.70) | 0:23.38 [2] (0:11.65) | 0:11.73 [2] (0:11.73) |
| Average Speed [km/h] | 39.7 | 59.2 | 57.1 | 58.7 | 61.0 | 61.7 | 61.4 |
| Top Speed [km/h] | 61.8 | 63.2 | 58.4 | 60.9 | 62.2 | 63.5 | 63.3 |
| Avg. Dist. to Rail [m] | 2.3 | 0.5 | 1.0 | 3.3 | 2.1 | 0.6 | 0.3 |
| Avg. Stride Freq. [Hz] | 2.2 | 2.3 | 2.3 | 2.3 | 2.4 | 2.4 | 2.4 |
| Avg. Stride Length [m] | 5.2 | 7.1 | 7.0 | 7.1 | 7.2 | 7.2 | 7.2 |



- [] Ranking at each section and finish
- .-.- No data available at this section
- NA No data available



| | |
|--------------------------------|-------------------|
| Horse/Jockey Name | Spending My Time |
| Final Rank | 5 |
| Fastest Section Time (Section) | 0:09.01 (Overall) |
| Top Speed [km/h] (Section) | 63.9 (400m) |
| Race State | Finished |



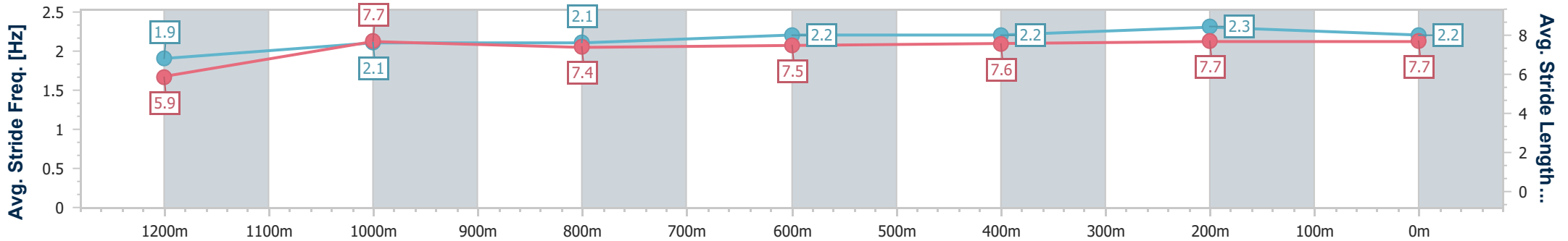
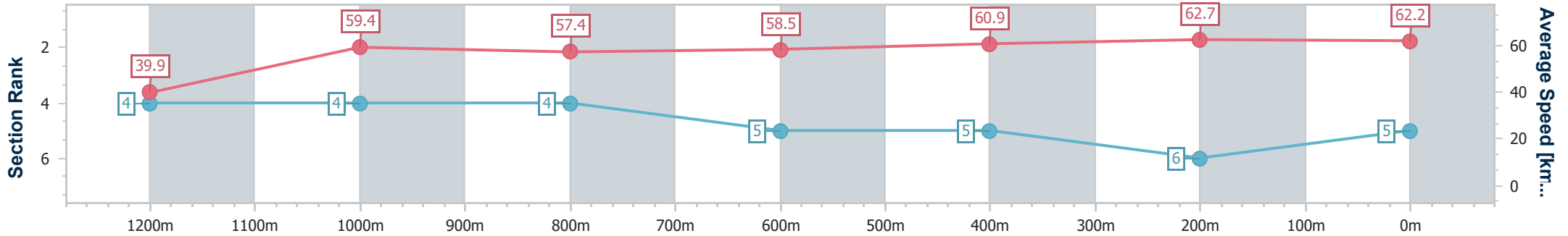
Toowoomba QLD Professional
 Race 6: ROUND SQUARE MARKETING BENCHMARK 70
 Handicap - 1300m



18 March 2023 - 20:25

Track Rating: Good 3, Weather: Fine, Rail Position: +3m 800m-600m;+5m rem

| Section | Overall | 1200m | 1000m | 800m | 600m | 400m | 200m |
|------------------------|--------------------------|--------------------------|--------------------------|--------------------------|--------------------------|--------------------------|--------------------------|
| Section Times | 1:20.97 [5] (0:09.01) | 1:11.96 [4] (0:12.14) | 0:59.82 [4] (0:12.63) | 0:47.19 [4] (0:12.30) | 0:34.89 [5] (0:11.85) | 0:23.04 [5] (0:11.49) | 0:11.55 [6] (0:11.55) |
| Average Speed [km/h] | 39.9 | 59.4 | 57.4 | 58.5 | 60.9 | 62.7 | 62.2 |
| Top Speed [km/h] | 58.9 | 62.3 | 58.5 | 61.2 | 61.6 | 63.9 | 63.5 |
| Avg. Dist. to Rail [m] | 6.1 | 3.1 | 1.8 | 0.7 | 0.4 | 0.9 | 1.1 |
| Avg. Stride Freq. [Hz] | 1.9 | 2.1 | 2.1 | 2.2 | 2.2 | 2.3 | 2.2 |
| Avg. Stride Length [m] | 5.9 | 7.7 | 7.4 | 7.5 | 7.6 | 7.7 | 7.7 |



- [] Ranking at each section and finish
- .-.- No data available at this section
- NA No data available



| | |
|--------------------------------|-------------------|
| Horse/Jockey Name | Overseas |
| Final Rank | 6 |
| Fastest Section Time (Section) | 0:08.80 (Overall) |
| Top Speed [km/h] (Section) | 63.5 (400m) |
| Race State | Finished |



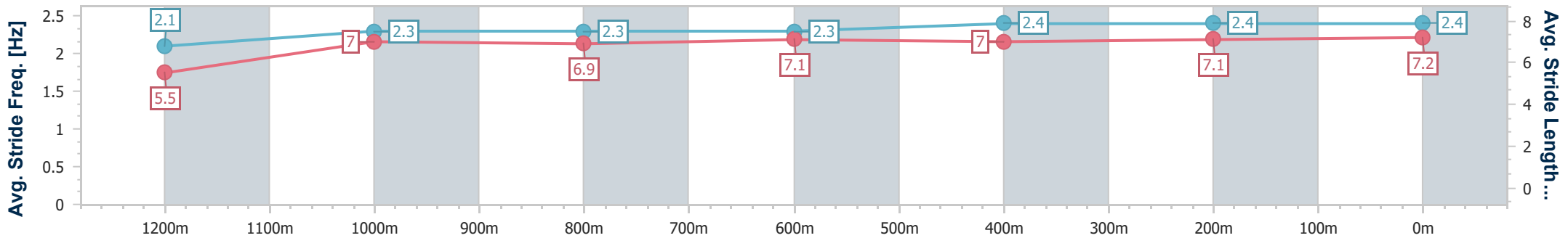
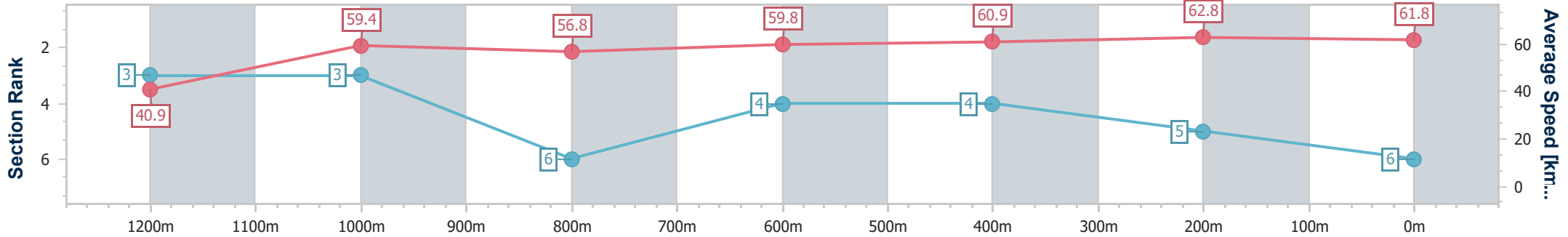
Toowoomba QLD Professional
Race 6: ROUND SQUARE MARKETING BENCHMARK 70
Handicap - 1300m



18 March 2023 - 20:25

Track Rating: Good 3, Weather: Fine, Rail Position: +3m 800m-600m;+5m rem

| Section | Overall | 1200m | 1000m | 800m | 600m | 400m | 200m |
|------------------------|--------------------------|--------------------------|--------------------------|--------------------------|--------------------------|--------------------------|--------------------------|
| Section Times | 1:21.01 [6] (0:08.80) | 1:12.21 [3] (0:12.15) | 1:00.06 [3] (0:12.89) | 0:47.17 [6] (0:12.13) | 0:35.04 [4] (0:11.93) | 0:23.11 [4] (0:11.48) | 0:11.63 [5] (0:11.63) |
| Average Speed [km/h] | 40.9 | 59.4 | 56.8 | 59.8 | 60.9 | 62.8 | 61.8 |
| Top Speed [km/h] | 61.1 | 61.7 | 58.0 | 62.1 | 61.7 | 63.5 | 62.5 |
| Avg. Dist. to Rail [m] | 7.7 | 4.6 | 3.7 | 2.3 | 1.6 | 1.2 | 2.2 |
| Avg. Stride Freq. [Hz] | 2.1 | 2.3 | 2.3 | 2.3 | 2.4 | 2.4 | 2.4 |
| Avg. Stride Length [m] | 5.5 | 7.0 | 6.9 | 7.1 | 7.0 | 7.1 | 7.2 |



- [] Ranking at each section and finish
- .-.- No data available at this section
- NA No data available



| | |
|--------------------------------|-------------------|
| Horse/Jockey Name | Wait A Minute |
| Final Rank | 7 |
| Fastest Section Time (Section) | 0:09.26 (Overall) |
| Top Speed [km/h] (Section) | 66.1 (1200m) |
| Race State | Finished |



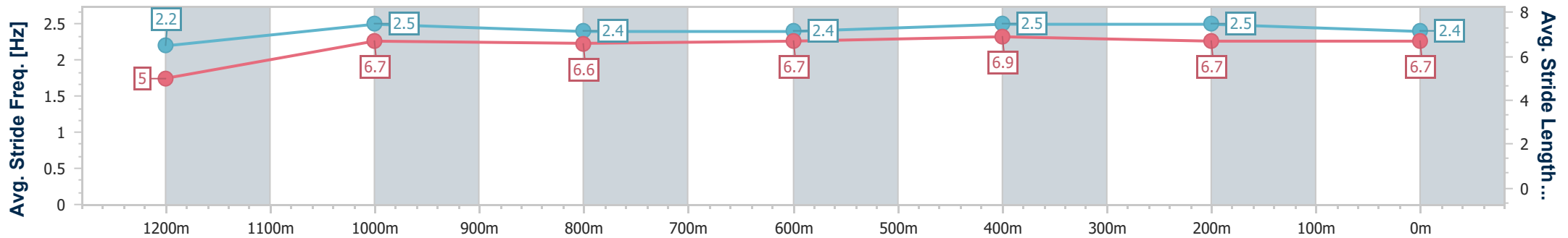
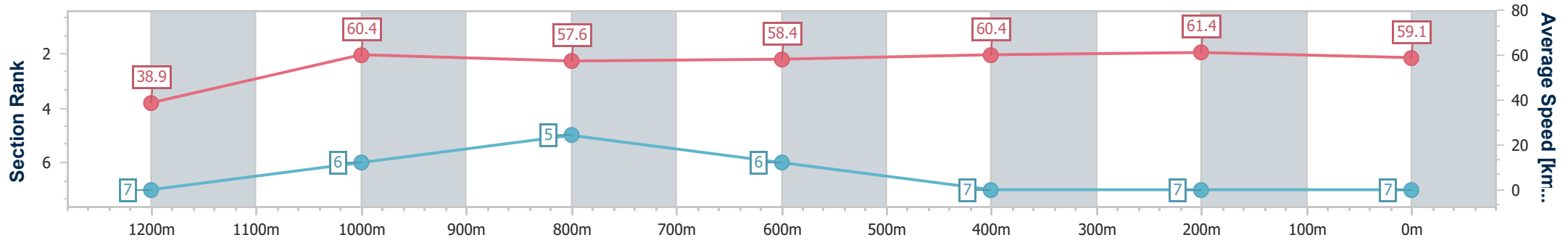
Toowoomba QLD Professional
Race 6: ROUND SQUARE MARKETING BENCHMARK 70
Handicap - 1300m



18 March 2023 - 20:25

Track Rating: Good 3, Weather: Fine, Rail Position: +3m 800m-600m;+5m rem

| Section | Overall | 1200m | 1000m | 800m | 600m | 400m | 200m | | | | | | |
|------------------------|--------------------------|--------------------------|--------------------------|--------------------------|--------------------------|--------------------------|--------------------------|--|--|--|--|--|--|
| Section Times | 1:21.87 [7] (0:09.26) | 1:12.61 [7] (0:11.93) | 1:00.68 [6] (0:12.51) | 0:48.17 [5] (0:12.31) | 0:35.86 [6] (0:11.97) | 0:23.89 [7] (0:11.73) | 0:12.16 [7] (0:12.16) | | | | | | |
| Average Speed [km/h] | 38.9 | 60.4 | 57.6 | 58.4 | 60.4 | 61.4 | 59.1 | | | | | | |
| Top Speed [km/h] | 61.4 | 66.1 | 59.0 | 60.3 | 61.1 | 62.3 | 62.2 | | | | | | |
| Avg. Dist. to Rail [m] | 4.3 | 1.3 | 0.3 | 0.5 | 1.0 | 0.8 | 2.1 | | | | | | |
| Avg. Stride Freq. [Hz] | 2.2 | 2.5 | 2.4 | 2.4 | 2.5 | 2.5 | 2.4 | | | | | | |
| Avg. Stride Length [m] | 5.0 | 6.7 | 6.6 | 6.7 | 6.9 | 6.7 | 6.7 | | | | | | |



- [] Ranking at each section and finish
- .-.- No data available at this section
- NA No data available